

# RAINBOW

## (ENGLISH CLASS II)



# Punjab School Education Board

Sahibzada Ajit Singh Nagar

© Punjab Government

Edition : 2019-20 ..... 1,86,000 copies

All rights, including those of translation, reproduction and annotation etc., are reserved by the Punjab Government.

**Co-ordinator** : Surabhi Jaikwal  
**Cover design** : Manjit Singh Dhillon

#### WARNING

1. The Agency-holders shall not add any extra binding with a view to charge extra money for the binding. (Ref. Cl. No. 7 of agreement with Agency-holders).
2. Printing, Publishing, Stocking, Holding or Selling etc., of spurious Text-books qua text-books printed and published by the Punjab School Education Board is a cognizable offence under Indian Penal Code.

(The textbooks of the Punjab School Education Board are printed on paper carrying water mark of the Board.)



**ਇਹ ਪੁਸਤਕ ਵਿਕਰੀ ਲਈ ਨਹੀਂ ਹੈ**

**Published by** : Secretary, Punjab School Education Board, Vidya Bhavan Phase-8 Sahibzada Ajit Singh Nagar-160062 & Printed by Vishal Quality Printers, Jalandhar.

## Foreword

The Punjab School Education Board has always focussed on imparting quality education and information to the students of the state. The English language is of humongous global significance. Therefore, the curriculum is so designed that our students do not lag behind as far as the proficiency in English is concerned. Keeping in view this need, PSEB is all set to improve the teaching and learning of English at Primary school level.

The present book has been prepared under the guidance of Director Academics, Punjab School Education Board. The book has been developed as per recommendations of NCF 2005 , PCF 2013 and learning outcomes issued by NCERT. The goal of writing this book is attainment of basic proficiency and development of language into an instrument of knowledge acquisition. Through this book, efforts have been made to teach English in a meaningful context which is input rich and drawn from the immediate environment.

Hopefully the readers of this book will find it an interesting read. However, the comments and suggestions for improvement are welcome from the teachers and readers of the book.

**Chairman**  
**Punjab School Education Board**

## TEXTBOOK DEVELOPMENT COMMITTEE

### • WRITERS

1. Harjit Kaur, G.P.S. Raipur Kalan, S.A.S. Nagar
2. Neelam kumari, G.P.S. Rurka, S.A.S. Nagar
3. Gurpreet Kaur, G.P.S. Safera, Patiala

### • VETTERS

1. Kuldip Kumar Varma, S.C.E.R.T., Punjab
2. Navneet Kaur, S.C.E.R.T., Punjab
3. Sunita Singh, English Mistress, GHS Mansoorwal Dona , Kapurthala
4. Rosy Mehta, SS Mistress, GSSS Attati , Ferozpur

## ABOUT THE BOOK

Every educational system has certain objectives which aim at bringing about desirable changes in learners. To achieve this objective NCF 2005, PCF 2013 and learning outcomes issued by NCERT provides the framework for making syllabi, textbooks and teaching practices within school education program in Punjab. The framework defines clear and high standards to be achieved by all students.

English language being the second language of students in Punjab needs an immense foregrounding of children, emphasising equally on listening, speaking, reading, writing and creative skills. Rainbow English II is student friendly and activity based book. The learners are introduced to letters, vowels, consonants and their sounds in a unique way. An attempt has been made to give ample practice of reading and writing words, phrases and short sentences through exercise given in the book. Writing space is also given in the book wherever required to hone the skills of learners.

This books has been developed in the light of NCF 2005, PCF 2013 and Learning outcomes issued by NCERT. This book provides learners as well as teachers, various opportunities to achieve language skills in an enjoyable manner.

Sr no.	Lesson	objective	Listening and speaking skills	Reading and writing skills	Activity
1	English Alphabet	Revision of concepts learnt in previous class	<ul style="list-style-type: none"> <li>To listen and speak phonetic sounds</li> <li>To recite rhymes with actions and gestures</li> <li>Use greetings as and when required</li> </ul>	<ul style="list-style-type: none"> <li>To read and write capital and small letters</li> <li>Able to write letters in sequence.</li> <li>Able to read jumbled letters</li> </ul>	<ul style="list-style-type: none"> <li>Use multimedia(audio-visual aids ) for reinforcing sounds of letters</li> </ul>
2	Cursive letters	To enable students to write in cursive	<ul style="list-style-type: none"> <li>To listen and follow instructions</li> <li>Vocabulary related to parts of body.</li> </ul>	<ul style="list-style-type: none"> <li>To read and write letters written in cursive form</li> <li>To write properly in four lines</li> </ul>	Activity related to action words
3	Vowel sound 'a'	To enable the students to construct 3 letter words having 'a' in middle	<ul style="list-style-type: none"> <li>Different sounds of vowel 'a'</li> <li>Recites rhyme about good habits.</li> </ul>	<ul style="list-style-type: none"> <li>To read and write 3-4 letter words, phrases and sentences with vowel 'a'</li> <li>To understand the meaning of these words with help of pictures.</li> </ul>	<ul style="list-style-type: none"> <li>Pair-up</li> <li>Same-same</li> <li>Run to make a word</li> </ul>
4	Vowel sound 'e'	To enable the students to construct 3 letter words having 'e' in middle	<ul style="list-style-type: none"> <li>Different sounds of vowel 'e'</li> <li>Gives introduction of self</li> <li>Answers to specific questions</li> </ul>	<ul style="list-style-type: none"> <li>To read and write 3-4 letter words, phrases and sentences with vowel 'e'</li> <li>To understand the meaning of these words with help of pictures.</li> </ul>	<ul style="list-style-type: none"> <li>Run and circle</li> </ul>
5	Vowel sound 'i'	To enable the students to construct 3 letter words having 'i' in middle	<ul style="list-style-type: none"> <li>Different sounds of vowel 'i'</li> <li>Able to speak new words related to sky,kitchen,bathroom etc.</li> <li>Names of animals</li> </ul>	<ul style="list-style-type: none"> <li>To read and write 3-4 letter words, phrases and sentences with vowel 'i'</li> <li>To understand the meaning of these words with help of pictures.</li> </ul>	<ul style="list-style-type: none"> <li>Make up a word</li> </ul>
6	Vowel sound 'o'	To enable the students to construct 3 letter words having 'o' in middle	<ul style="list-style-type: none"> <li>Different sounds of vowel 'o'</li> <li>Able to speak new words related to sky,kitchen,bathroom etc.</li> <li>Names of animals</li> </ul>	<ul style="list-style-type: none"> <li>To read and write 3-4 letter words phrases and sentences with vowel 'o'</li> <li>To understand the meaning of these words with help of pictures.</li> </ul>	<ul style="list-style-type: none"> <li>Passing the parcel</li> </ul>
7	Vowel sound 'u'	To enable the students to	<ul style="list-style-type: none"> <li>Listen and speak different sounds</li> </ul>	<ul style="list-style-type: none"> <li>To read and write 3-4 letter words</li> </ul>	<ul style="list-style-type: none"> <li>Sort out</li> </ul>

	construct 3 letter words having 'u' in middle	of vowel 'u'	phrases and sentences with vowel 'u'
8	In/on/under	To listen and speak comparative sounds like fit-fat, leg-log, hat-hut etc.	To read and write comparative sounds like fit-fat, leg-log, hat-hut etc.. Use of 'and'
9	Use of a/an	To listen and speak vocabulary related to counting.	To use in/on/under in sentences. To read and write these sentences with understanding
10	Use of this/that/these/those	To listen and speak about visual images.	To use a/an at proper place To develop an extensive sight word vocabulary
11	Let's read and understand	To listen and speak about visual images	To use this/that/these/those appropriately
12	My computer	To listen and speak about traffic lights	To read aloud with accuracy and comprehension
13	Going to a zoo	To listen and speak about parts of computer	Develop an appreciation of printed language
14	A pet hen	To listen short stories To speak about characters of the story	To read short prose To comprehend text
15	Holi	To listen and speak about nature through a rhyme	To understand naming words and plural develop reading speed To make sentences
	To make them familiar with the importance of festivals	To listen and speak vocabulary related to colours, days of week and seasons	To read short prose To comprehend text To write in good handwriting
			How to operate Computer Collage making



## CONTENTS

<b>Lesson 1 :</b> English Alphabet	1-10
<b>Lesson 2 :</b> Cursive Letters	11-23
<b>Lesson 3 :</b> Vowel Sound 'a'	24-36
<b>Lesson 4 :</b> Vowel Sound 'e'	37-49
<b>Lesson 5 :</b> Vowel Sound 'i'	50-62
<b>Lesson 6 :</b> Vowel Sound 'o'	63-73
<b>Lesson 7 :</b> Vowel Sound 'u'	74-84
<b>Lesson 8 :</b> in/on/under	85-88
<b>Lesson 9 :</b> Use of a/an	89-93
<b>Lesson 10 :</b> Use of This/That/These/Those	94-97
<b>Lesson 11 :</b> Let's Read and Understand	98-104
<b>Lesson 12 :</b> My Computer	105
<b>Lesson 13 :</b> Going to a Zoo	106-110
<b>Lesson 14 :</b> A Pet Hen	111-119
<b>Lesson 15 :</b> Holi	120-124



# Prayer




## Thank You God

Thank You God for the  
world so sweet,

Thank You God  
for the food we eat,

Thank You God for the  
birds that sing,

Thank You God for  
everything.



**Lesson  
1**

**English Alphabet**






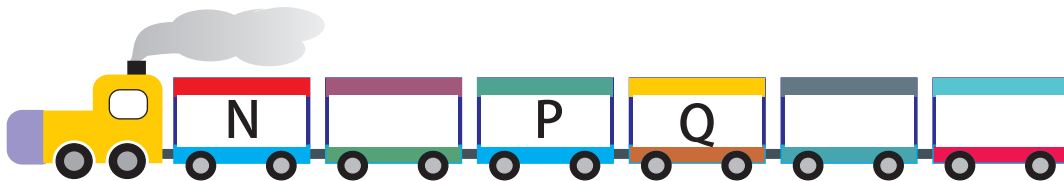
**Capital letters**

A B C D E F G  
H I J K L M N O  
P Q R S T U V  
W X Y Z

**Small letters**

a b c d e f g  
h i j k l m n o  
p q r s t u v  
w x y z

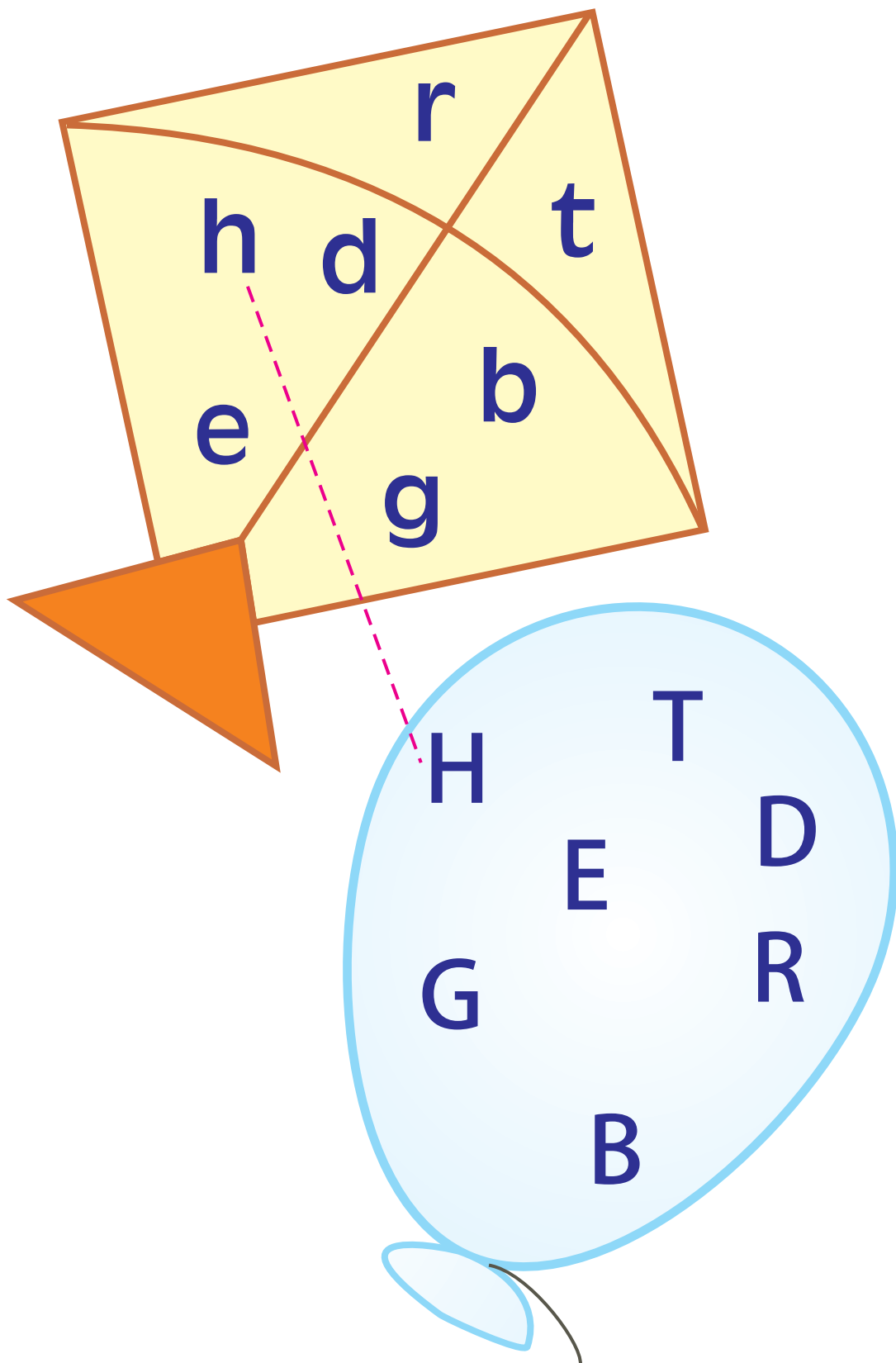
Fill in the blanks





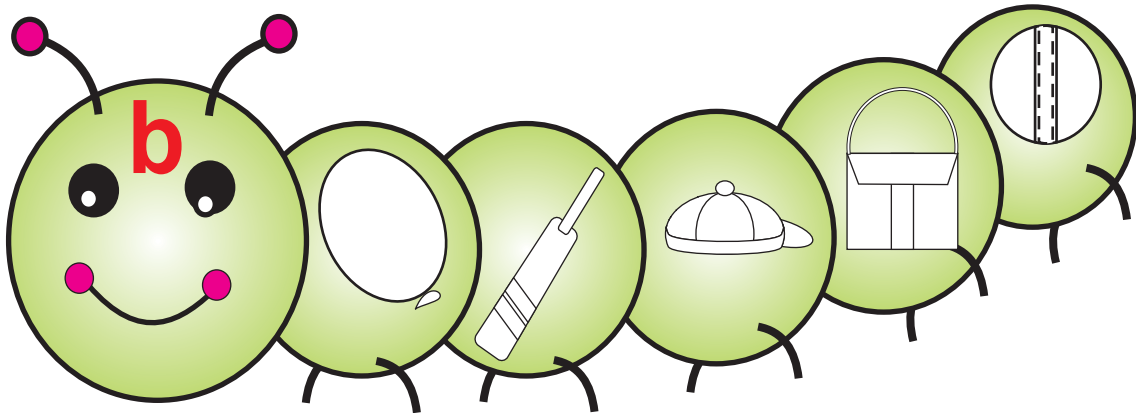
Put a cross on the letter which is not in sequence.

a	b	c	<del>e</del>	d
e	f	i	g	h
i	m	j	k	l
m	n	q	o	p
q	u	r	s	t
u	v	w	y	x
y	z			

**Join the capital letters with small letters**



Colour the picture having beginning sound of letter given on head of caterpillar.



# Rhyme Time...



Clap, clap  
Clap your hands,  
Clap your hands with me.



Tap, tap,  
Tap your feet,  
Tap your feet with me.

Hop, hop,  
Hop and jump,  
Hop and jump with me.



Come, come,  
Come and dance,  
Come and dance with me.



Teacher is suggested to give practice of more action words like kick, fly, cry, catch, throw etc.

# Greetings



Neelu gets up early in the morning and wishes her mother **Good morning**.



Neelu wishes her teacher **Good afternoon** when she leaves the school.



Neelu wishes her friends **Good evening** when she meets them in evening.




Neelu wishes her mother **Good night** when she goes to bed.





Neelu says 'Please' when she asks for something from anyone.



Neelu says 'Sorry' if she disturbs anyone by mistake.



# Vowels

A a E e I i O o U u

# Consonants

B b

C c

D d

F f

G g

H h

J j

K k

L l

M m

N n

P p

Q q

R r

S s

T t

V v

W w

X x

Y y

Z z



Note for Teacher

While teaching the concept of vowels, teacher will focus on the sounds instead of letters. For example while teaching 'Bb' focus on the sound /b/

Lesson  
2

# Cursive letters



## Capital Cursive letters

A

B

C

D

E

F

G

H

I

J

K

L

M

N

O

P

Q

R

S

T

U

V

W

X

Y

Z



## Basic Strokes of Cursive Handwriting

Continue the given stroke and practice it :



A cursive uppercase letter 'C' is shown on a set of four horizontal handwriting lines (top, middle, bottom, and descender). The letter starts at the middle line, curves up to touch the top line, then curves down to touch the bottom line, and finally curves down to touch the descender line.



A cursive uppercase letter 'C' is shown on a set of four horizontal handwriting lines. The letter starts at the middle line, curves up to touch the top line, then curves down to touch the bottom line, and finally curves down to touch the descender line.



A cursive lowercase letter 'l' is shown on a set of four horizontal handwriting lines. The letter starts at the middle line, curves up to touch the top line, then curves down to touch the bottom line, and finally curves down to touch the descender line.


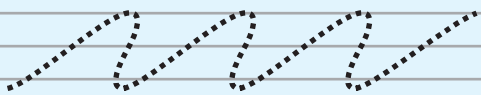


A cursive lowercase letter 'l' is shown on a set of four horizontal handwriting lines. The letter starts at the middle line, curves up to touch the top line, then curves down to touch the bottom line, and finally curves down to touch the descender line.



## Basic Strokes of Cursive Handwriting

Continue the given stroke and practice it :



**Trace and write:**

A A A . .

B B B . .

C C C . .

D D D . .

E E E . .

F F F . .

G G G . .

H H H . .

I I I . .

J J J . .

K K K . .

L L L . .

M M M . .

**Trace and write:**

N N N . .

O O O . .

P P P . .

Q Q Q . .

R R R . .

S S S . .

T T T . .

U U U . .

V V V . .

W W W . .

X X X . .

Y Y Y . .

Z Z Z . .

*Write the letters*

A

Blank handwriting practice box with three horizontal lines.

Blank handwriting practice box with three horizontal lines.

Blank handwriting practice box with three horizontal lines.

Blank handwriting practice box with three horizontal lines.

Blank handwriting practice box with three horizontal lines.

Blank handwriting practice box with three horizontal lines.

Blank handwriting practice box with three horizontal lines.

Blank handwriting practice box with three horizontal lines.

Blank handwriting practice box with three horizontal lines.

Blank handwriting practice box with three horizontal lines.

Blank handwriting practice box with three horizontal lines.

Blank handwriting practice box with three horizontal lines.

Blank handwriting practice box with three horizontal lines.

Blank handwriting practice box with three horizontal lines.

Blank handwriting practice box with three horizontal lines.

Blank handwriting practice box with three horizontal lines.

Blank handwriting practice box with three horizontal lines.

Blank handwriting practice box with three horizontal lines.

Blank handwriting practice box with three horizontal lines.

Blank handwriting practice box with three horizontal lines.

Blank handwriting practice box with three horizontal lines.

Blank handwriting practice box with three horizontal lines.

Blank handwriting practice box with three horizontal lines.

Blank handwriting practice box with three horizontal lines.

z





*Small Cursive letters*

a

b

c

d

e

f

g

h

i

j

k

l

m

n

o

p

q

r

s

t

u

v

w

x

y

z

## Small Cursive letters

Trace and write

a

a

a

b

b

b

c

c

c

d

d

d

e

e

e

f

f

f

g

g

g

h

h

h

i

i

i

j

j

j

k

k

k

l

l

l

m

m

m

**Trace and write**

n n n . .

o o o . .

p p p . .

q q q . .

r r r . .

s s s . .

t t t . .

u u u . .

v v v . .

w w w . .

x x x . .

y y y . .

z z z . .

**Write the letters**

a

z

**Let's know**

Letters to be written in middle two lines

a c e i m n o r s u v w x

Letters to be written in upper three lines

b d h k l t

Letters to be written in lower three lines

g j q y z

Letters to be written in four lines

p f

# Action words



Clap your hands,  
Clap your hands,  
Listen to the music  
And clap your hands.



Turn around,  
Turn around,  
Listen to the music  
And turn around.



Jump up high,  
Jump up high,  
Listen to the music  
And jump up high.



Wave your hand,  
Wave your hand,  
Listen to the music  
And wave your hand.



Note for Teacher

## Activity

Teacher will give practice of commands like

- come here
- go there
- turn right
- turn left
- clap your hands
- wave your hands
- run fast
- turn around

# Parts of Body



Come little baby,  
Come to me.  
Touch your head,  
Touch your knee.  
Close your eyes,  
And show your feet.  
Shake your leg,  
And pull your cheek.

# Sense Organs



I see with my eyes



I smell with my nose.

I hear with my ears.

I taste with my tongue.



I feel with my skin.



Note for  
Teacher

The teacher will tell the learners about parts of body and sense organs.

**Activity** The teacher will ask the learners to touch their body parts one by one and will give practice of commands.


- Touch your head.
- Touch your eyes.
- Touch your hair.
- Touch your arms
- Raise your hands.
- Open your eyes.
- Shake your leg.
- Close your eyes.
- Shake your head.
- Show me your hands, tongue, nails etc.

Lesson  
3

# Vowel Sound 'a'



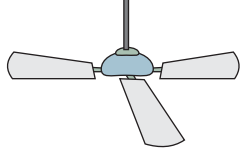
Read aloud and trace




bat bat




cat cat




fan fan



cap cap



tap tap



man man

Read and Write more words with vowel sound a

**at**

bat  
cat  
fat  
hat  
mat  
pat  
rat  
sat

**an**

ban  
can  
fan  
man  
pan  
ran  
van  
tan

**ap**

cap  
gap  
lap  
map  
tap  
nap  
rap  
sap

**ad**

bad  
had  
mad  
lad  
sad  
pad  
bad

**am**

dam  
jam  
ham  
ram

**ar**




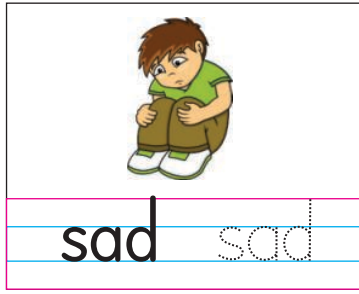

car  
far  
jar



Teacher will help the child to make them understand all the words with the help of related pictures or simple drawings. Students should also develop the habit of drawing related picture.



Read aloud and trace



Read more words with vowel sound **a**

**ay**

day  
lay  
pay  
say  
ray  
way  
may

**ag**

bag  
lag  
rag  
tag

**all**

ball  
call  
hall  
tall  
mall  
wall

**ate**

date  
hate  
gate  
late  
rate  
plate

**ail**

nail  
fail  
tail  
sail

**aw**

jaw  
raw  
paw  
saw  
law

**ake**

bake  
cake  
make  
take


**ame**

name  
game  
came  
same


**ay**

tray  
pray  
clay  
play

Match the words with pictures



jar  
cap  
map  
hat  
tag  
fat  
mat  
pan  
rat

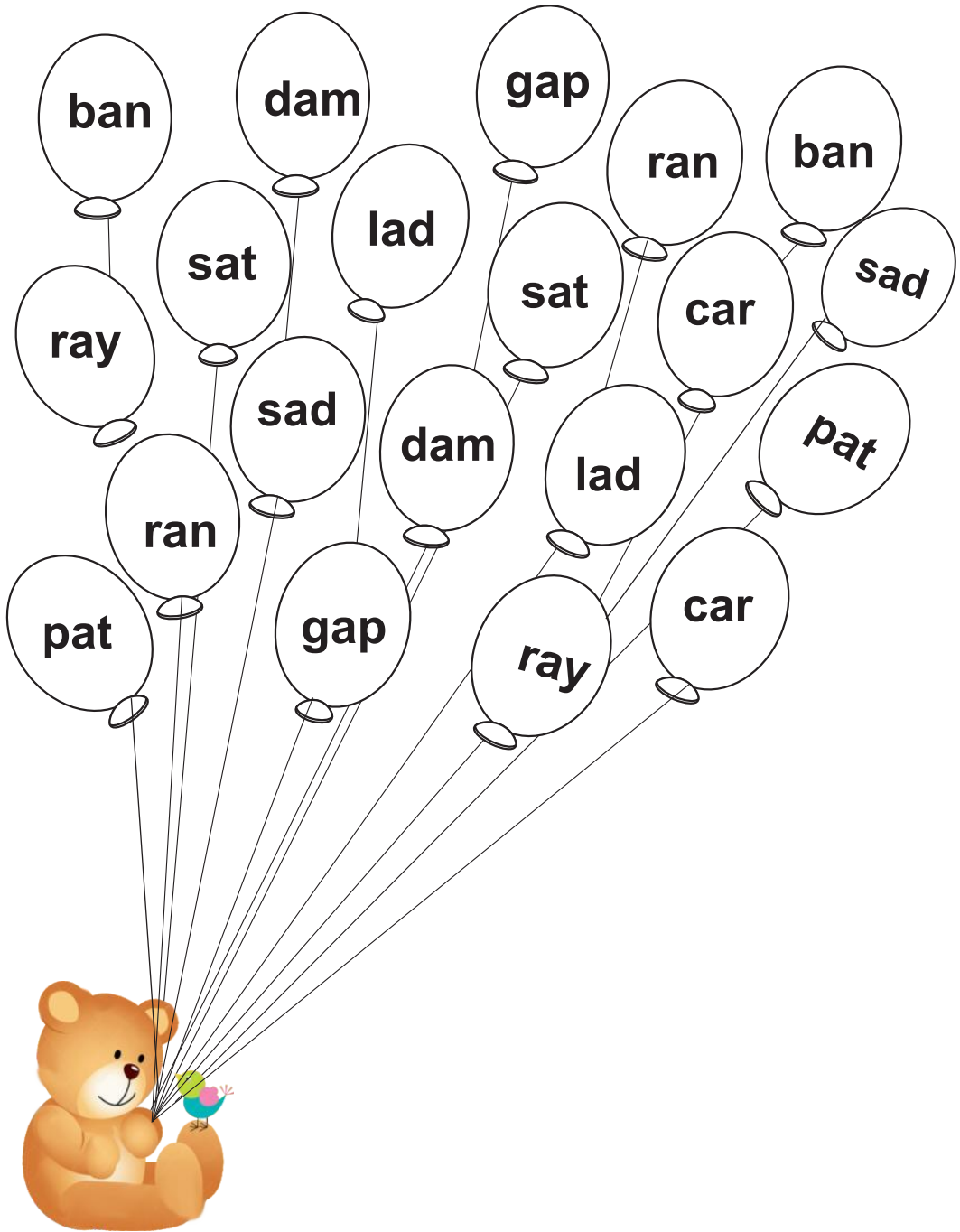


**Activity** Pair up



Teacher will give flash cards with three letter words to a group of 4-5 students, and related pictures to other group. When the teacher gives the command 'pair up' the students will run to make pairs.

**Colour the similar balloons with same colour**



**Activity** Same Same



Teacher will distribute identical sets of flash cards of words among two groups. Teacher will speak a word from these cards. Student from each group will find the card. One who will find first will be the winner.

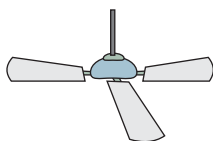
Complete the words



ar



c p



an



r t




ma



h t



ba



p w

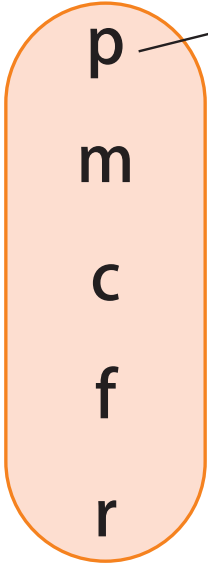
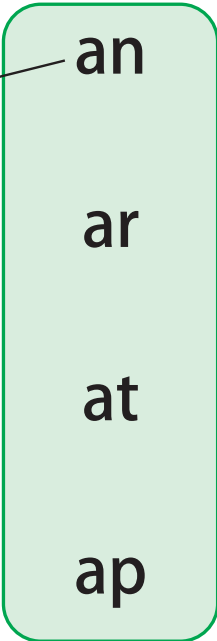



va



m n

**Join the letter to ending pattern and make words:**



**Rearrange the following letters for given pictures.**


\_\_\_\_\_ amj


\_\_\_\_\_ ath


\_\_\_\_\_ pta


\_\_\_\_\_ bta


\_\_\_\_\_ apc


\_\_\_\_\_ agb

**Activity**

**Run to make word:** Teacher will give flash cards of ending sounds or vowel pattern (at, at, ab, ad,ar.) to a group of 4-5 students and flash cards of consonants ( n, t, f, l, d) to other group. Both the groups will stand at some distance from each other. Teacher will count 1,2,3 and students having flash cards of consonants will run towards other group to make pairs or complete words e.g. 'p' will run towards 'an' to form 'pan'. Students will come to know the structure and formation of the vowel pattern words.

Read aloud



a fat cat



a sad man



a fat man



a man ran




a fat cat ran



a fat man sat

Write words for the given pictures in cursive

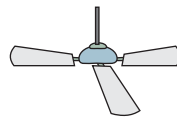
Blank writing lines for the first picture.



Blank writing lines for the second picture.



Blank writing lines for the third picture.



Blank writing lines for the fourth picture.



Blank writing lines for the fifth picture.



Blank writing lines for the sixth picture.



Blank writing lines for the seventh picture.



Blank writing lines for the eighth picture.



Blank writing lines for the ninth picture.




Blank writing lines for the tenth picture.



Blank writing lines for the eleventh picture.



Blank writing lines for the twelfth picture.



Blank writing lines for the thirteenth picture.



Blank writing lines for the fourteenth picture.



Blank writing lines for the fifteenth picture.



Blank writing lines for the sixteenth picture.



Blank writing lines for the seventeenth picture.



Blank writing lines for the eighteenth picture.



**Read aloud**

Sam, a fat man had a fat cat.

The cat had a hat.

The cat sat on a mat.

The cat saw a rat.

The rat ran on the tap.

Pam was back.

He had a bag and a cap.

His bag had a tag.

Sam had jam for Pam .





## Comprehension questions

Tick the right option:

1 Who had a fat cat ?

(a) Pam

(b) man

(c) rat

2 Who saw a rat?

(a) Pam

(b) man

(c) cat


## Match the words in column A with column B

### Column A

man  
cat  
Pam  
rat

### Column B

tap  
mat  
fat  
bag



## Match the rhyming words

ham  
cat  
cap  
man

tap  
jam  
ran  
mat

# Use of 'and'



a car and a van

a cap and a hat



a rat and a cat



a pan and a can



a bat and a mat



a bag and a map



# Plurals ( One and Many )




a bag - bags



a fan - fans



a mat - mats



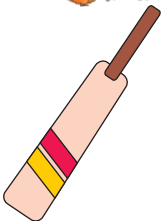
a car - cars




a cap - caps



a cat - cats



a bat - bats



a jar - jars



# Rhyme Time....



## *This is the way*

This is the way we wash our hands,  
Wash our hands, wash our hands,  
This is the way we wash our hands,  
So early in the morning.



This is the way we brush our teeth,  
Brush our teeth, brush our teeth,  
This is the way we brush our teeth,  
So early in the morning.

This is the way we comb our hair,  
Comb our hair, comb our hair,  
This is the way we comb our hair,  
So early in the morning.



Extend this poem with different phrases like go to school, pray to God, clip nails, take a bath etc.

Lesson  
4

# Vowel Sound 'e'



Read aloud and trace



bed bed



leg leg



few few



red red



peg peg



dew dew

Read more words with vowel sound e

ed

fed  
wed  
ted  
bed  
led  
red

eg

beg  
keg  
teg  
leg

ew

new  
sew  
mew  
dew  
few  
pew

en

den  
hen  
pen  
men  
ten  
ken

- **ted** - turn over grass straw
- **keg** - small drum

- **teg** - small sheep
- **pew** - long bench with back

Read aloud and trace



10

den den

web web

ten ten



jet jet

net net

pet pet

Read more words with vowel sound e

et

bet

jet

let

get

met

net

pet

set

wet

ell

bell

fell

tell

sell

well

shell

eep

beep

deep

keep

jeep

peep

weep

sleep

eed

deed

need

seed

weed

eet

feet

meet

sweet

fleet

ee

bee

see

tree

free

een

been

seen

green

queen

Match the words with pictures



10




leg

pen

jet

ten



web

bed

dew


net



den



Give the correct word for the picture



Blank writing lines for the word corresponding to the coat rack image.



Blank writing lines for the word corresponding to the leg image.

hen  
wet  
peg  
men  
leg  
red  
pet




Blank writing lines for the word corresponding to the men image.



Blank writing lines for the word corresponding to the red square image.



Blank writing lines for the word corresponding to the boy jumping image.



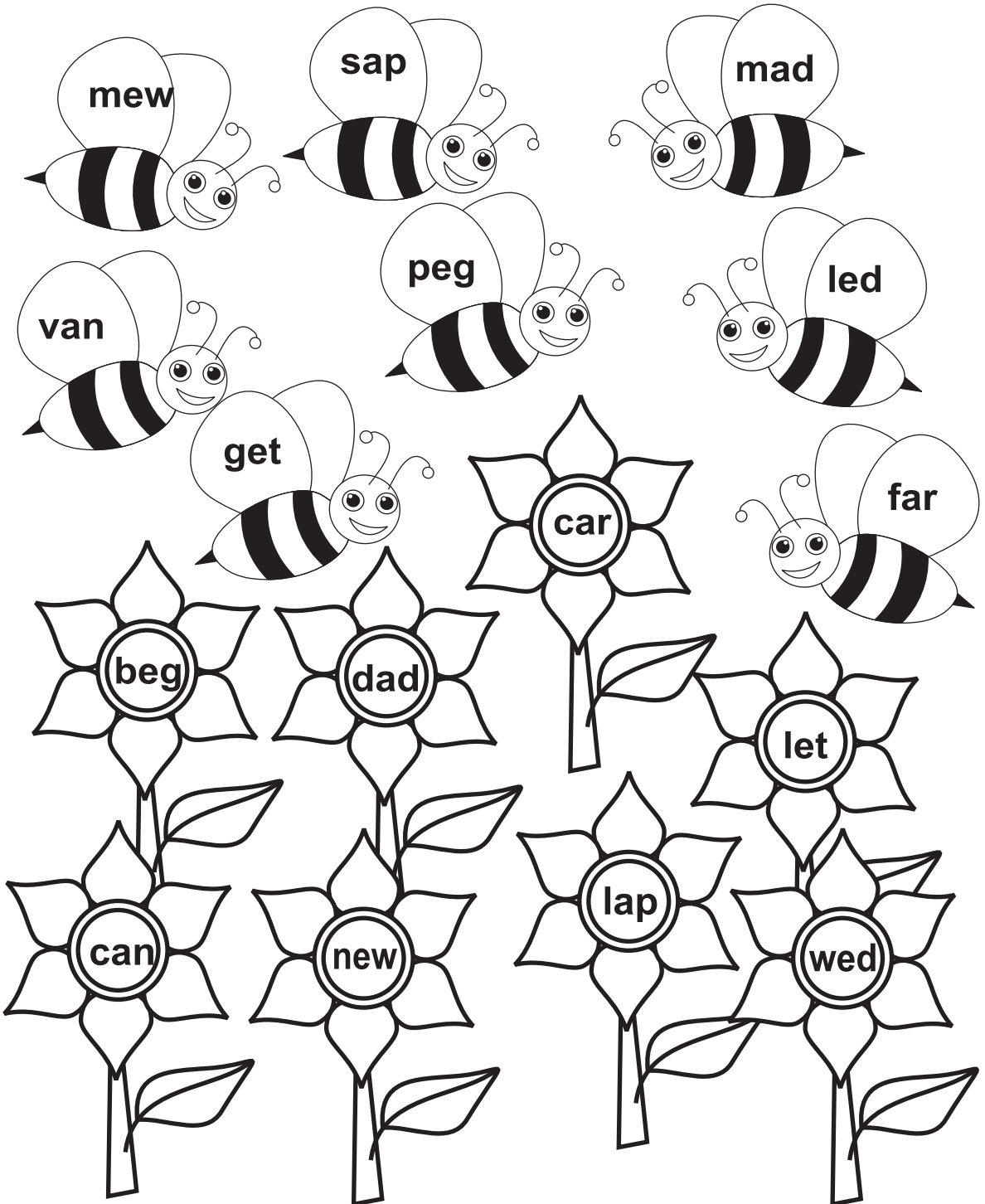
Blank writing lines for the word corresponding to the hen image.



Blank writing lines for the word corresponding to the dog image.



Colour the rhyming pair with same colour



**Activity**

**Run and circle** Teacher will write some three letter words on the blackboard. Divide the class into two teams.

Teacher will call out a word from the black board. One student from each team will run to circle that word and win point.


Write words for given pictures in cursive.



Blank cursive writing lines for the word 'lion'.



Blank cursive writing lines for the word 'jet'.



Blank cursive writing lines for the word 'chicken'.



Blank cursive writing lines for the word 'net'.



Blank cursive writing lines for the word 'men'.



Blank cursive writing lines for the word 'washing'.




Blank cursive writing lines for the word 'pen'.



Blank cursive writing lines for the word 'leaf'.

10

Blank cursive writing lines for the number '10'.



Blank cursive writing lines for the word 'red'.



Blank cursive writing lines for the word 'leg'.



Blank cursive writing lines for the word 'bed'.



Blank cursive writing lines for the word 'coat rack'.

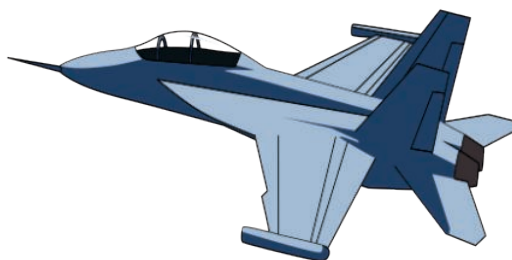
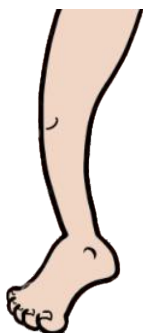


Blank cursive writing lines for the word 'spider'.

Encircle the words for the following pictures in the grid and write in the space given below



b	u	c	p	t	e	n
s	p	e	n	d	g	h
t	v	w	n	e	t	s
h	i	k	f	p	r	j
e	l	d	h	m	v	e
n	c	f	e	g	d	t
p	q	h	v	n	o	j
d	k	l	e	g	x	c



10

Blank writing box with three horizontal lines.

Blank writing box with three horizontal lines.

Blank writing box with three horizontal lines.

Blank writing box with three horizontal lines.

Blank writing box with three horizontal lines.

Blank writing box with three horizontal lines.

Blank writing box with three horizontal lines.

**Read aloud**

bad bed

bag beg

bat bet

man men

pat pet

pan pen

sat set

tan ten

**Tick and write the correct word**



bat  
bet



beg  
bag



pan  
pen



leg  
lag

**Read aloud**



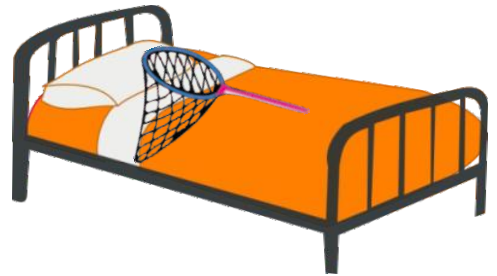
**a red pen**



**a wet hen**



**men in a den**



**a net on a bed**



**a pet in a car**



**a bag on a peg**



# Rhyme Time....



## The Little Red Hen

The little red hen  
Took her basket of eggs,  
And went to the Ten Cent store  
She traded her eggs,  
For a vest and a jet  
And a pet that she just adored.


She put on her vest  
And got in her jet,  
With her pet that she named Ted  
They flew round the bend  
And become good friends,  
And that's how the story ends.



# Rhyme Time....



## Fruits



*Mango*



*Apple*



*Orange*



*Grapes*



*Pear*



*Banana*



*Watermelon*

Fresh fruit, fresh fruit

I have many

I have many

apple , orange ,

banana and grapes

mango , cherry,

melon and dates

Do you want any?

Do you want any?



Teacher will give oral practice of the following conversation-  
Do you want any fruit ?  
Yes, I want ..... ( name of fruit)

# Conversation

1. How are you?  
I am fine, thank you.
2. What is your name?  
My name is .....
3. How old are you?  
I am .....years old.
4. Where do you live?  
I live in .....
5. What is your father's name?  
My father's name is .....
6. What is your mother's name?  
My mother's name is .....
7. In which class do you study?  
I study in class .....
8. What do you like to eat?  
I like to eat .....
9. What do you like to drink?  
I like to drink .....
10. What do you like to play?  
I like to play .....





# My Self

I am ..... (Name)

I am .....years old.

My mother's name is Mrs .....

My father's name is Mr. ....

I study in class .....

I like to eat .....

I like to drink .....

I like to play .....

I live in .....



Lesson  
5

Vowel Sound 'i'



Read aloud and trace



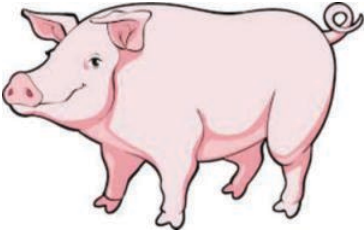
bib bib



wig wig



lid lid



pig pig



dig dig



mid mid

Read and Write more words with vowel sound i

it

- bit
- fit
- hit
- kit
- lit
- pit
- sit
- nit

id

- bid
- did
- lid
- kid
- hid
- mid
- rid

ig

- big
- dig
- fig
- mig
- pig
- wig

in

- bin
- fin
- pin
- sin
- tin
- win

ib


- bib nib rib



dip dip

lip lip

zip zip



tip tip

six six

mix mix

**ip**  
dip  
hip  
lip  
nip  
sip  
tip  
zip  
pip

**im**  
dim  
him  
sim  
rim

**ix**  
six  
mix  
fix

**ill**  
bill  
fill  
hill  
mill  
till  
pill  
will  
still

**ite**  
five  
nine  
line  
tine  
mice  
rice  
like  
pipe  
kite

Match the words with pictures

kid



fig



zip



bin



pit



dip

6

six



tin



Encircle the correct word for the picture



tin      pin      bin



nib      big      bib



six      mix      fix



mid      bid      lid














bin      pin      tin



big      wig      fig


Read the following words and help the butterfly to find flowers with 'a' by colouring them red, with 'e' by colouring them yellow and with 'i' colouring them blue.



Fill in the correct vowel 'e' or 'i'



l...g  
t...p  
m...n  
w...n  
b...b  
d...g  
z...p  
h...t



Read the following words and write in proper place below pictures.

bit

bin

lip

bib

lid

kit

pin

pit

fin

tin

nib


zip

dip

tip

sit

six



\_\_\_\_\_

\_\_\_\_\_

\_\_\_\_\_

\_\_\_\_\_

\_\_\_\_\_

\_\_\_\_\_

\_\_\_\_\_

\_\_\_\_\_



6



\_\_\_\_\_

\_\_\_\_\_

\_\_\_\_\_


\_\_\_\_\_

\_\_\_\_\_

\_\_\_\_\_

\_\_\_\_\_

\_\_\_\_\_



\_\_\_\_\_

\_\_\_\_\_

\_\_\_\_\_

\_\_\_\_\_

\_\_\_\_\_

\_\_\_\_\_

\_\_\_\_\_

\_\_\_\_\_



\_\_\_\_\_

\_\_\_\_\_

\_\_\_\_\_

\_\_\_\_\_

\_\_\_\_\_

\_\_\_\_\_

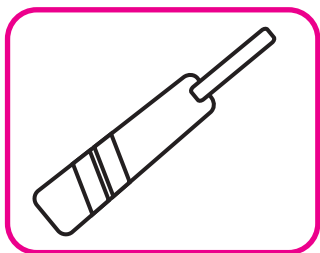
\_\_\_\_\_

\_\_\_\_\_



Draw pictures for the given words


bat



bit



fan




fin




tap



tip



hat



hit



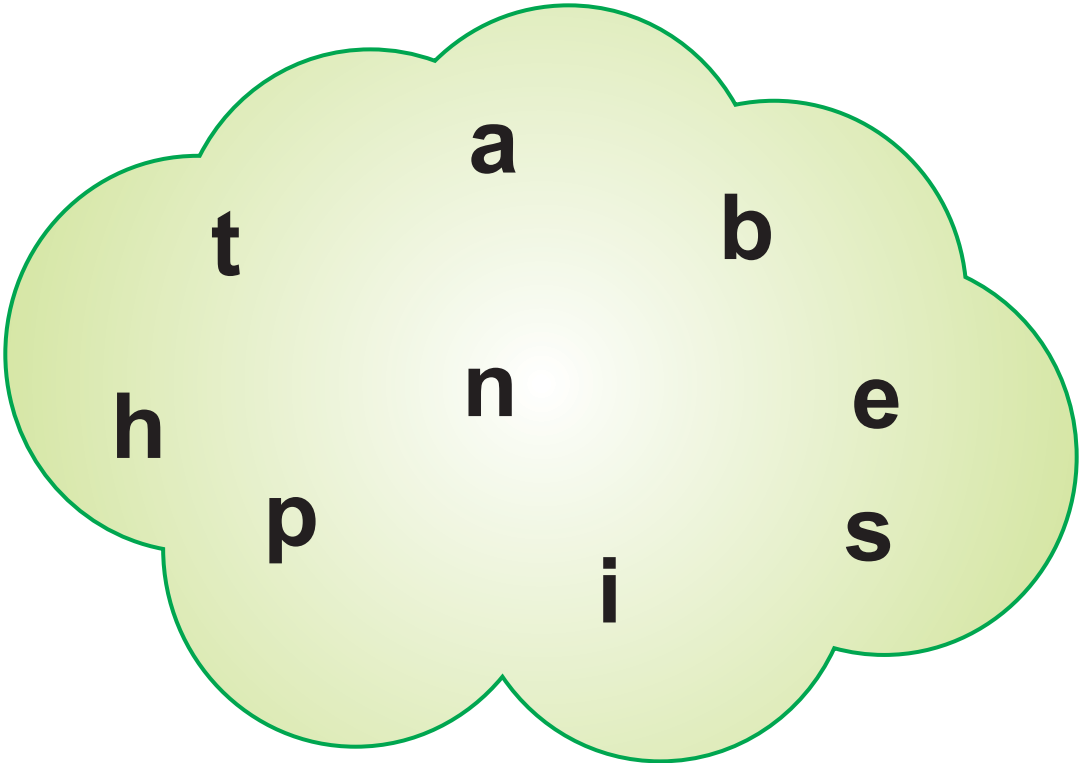
pen



pin



**Make as many words as you can using following letters  
(you can repeat the letters)**



_____	_____	_____	_____
_____	_____	_____	_____
_____	_____	_____	_____
_____	_____	_____	_____

**Activity**

**Make up a word:** Divide the class in two groups. Put a complete set of alphabet flash cards in a box/basket. One student from each group will pick any three letters to make a vowel pattern word. The one who will make the word first will get the point. Repeat this activity with all students.

**Read aloud**



a big bin



a big fig



a red wig



a wet bib



fix the peg



dig the pit




dip the nib

# Rhyme Time....



## Animals



giraffe

bear

Let's go to the zoo  
Me and you.  
What will you see there?  
Elephant, lion, monkey and deer,  
Tiger, horse, fox and bear.



horse



tiger



lion




fox



elephant



zebra



monkey



deer

# Oral Activity



What all do you see in the sky at day time?

What all do you see in the sky at night?



What all do you see on the road?



Teacher will help the students to find all the common objects in the picture and name them correctly.

## Oral Activity



What all do you see in the kitchen?



What all do you see in the bathroom?



Note for  
Teacher

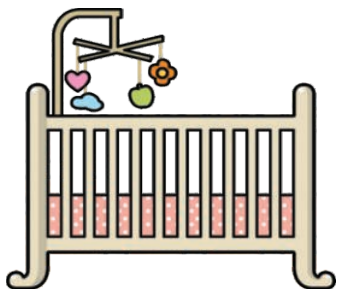
Teacher will help the students to find all the common objects in the picture and name them correctly.

Lesson  
6

# Vowel Sound 'o'



Read aloud and trace



cot cot



pot pot



log log



cop cop



top top



mop mop

Read more words with vowel sound o

**ot**

cot  
dot  
got  
hot  
not  
lot  
pot

**op**

cop  
mop  
top  
hop

**og**

dog  
fog  
log  
jog

**oy**

boy  
joy  
toy


**ow**

low      sow      grow  
row      bow      slow

**ox**

box  
fox

Read aloud And Trace



cow cow




cob cob



rod rod



pod pod



dot dot



dog dog

Read more words with vowel sound o

ow  
cow  
now  
how  
wow

od  
cod  
rod  
nod  
pod  
God

oo  
book  
cook  
hook  
look  
took  
foot  
good  
wood

ool  
cool  
pool  
fool  
wool  
moon  
noon  
soon  
spoon  
school

ob  
cob  
mob  
job

o+e  
bone  
cone  
home



Join the rhyming pair



**Complete the series**

1. hot , lot , ..... , ..... , .....

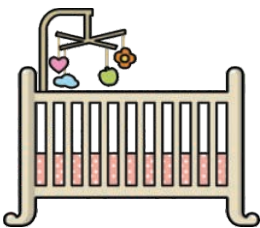

2. fog , jog , ..... , ..... , .....

3. nod , rod , ..... , ..... , .....

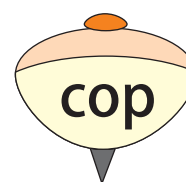

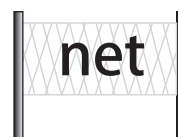
4. cow , how , ..... , ..... , .....

5. hop , mop , ..... , ..... , .....

**Give word for the picture**



Encircle the odd one out




Tick the correct word and write



fog

fig



fix

fox



hot

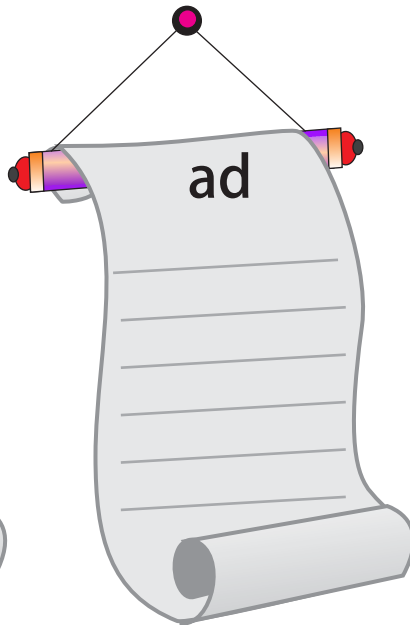

hat



pet

pot

Write words for given vowel pattern.



### Activity

**Passing the parcel:** Children will sit in a circle, Teacher will select one vowel pattern for e.g. 'et'. One student will name an 'et' word e.g. net and will pass the ball/box to the next one. Next student will name another 'et' word and pass on the ball/box. Repeat the activity with different vowel patterns.

Read aloud

a hot pot



a wet mop



a red box



a big log



a fat cop




a red cot



a wet dog



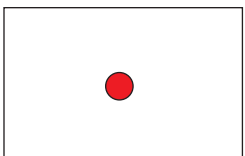
Write words for given pictures in cursive



Blank cursive writing lines for the boy.



Blank cursive writing lines for the policeman.



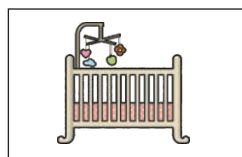
Blank cursive writing lines for the cherry.



Blank cursive writing lines for the pinwheel.



Blank cursive writing lines for the pea pod.




Blank cursive writing lines for the cot.



Blank cursive writing lines for the pot.



Blank cursive writing lines for the gift box.




Blank cursive writing lines for the dog.



Blank cursive writing lines for the stick.



Blank cursive writing lines for the log.



Blank cursive writing lines for the broom.




Blank cursive writing lines for the tree.



Blank cursive writing lines for the corn.



Blank cursive writing lines for the teacup.



Blank cursive writing lines for the fox.

# Opposites

fat



thin



hot



cold



come



go



sit



stand



happy



sad



*Opposites*



throw



catch



day



night



good



bad



up



down



# Rhyme Time...



## Vegetables

Tomatoes make your cheeks red,  
Carrots make you jump ahead.  
Spinach makes you very strong,  
Peas make you dance along.  
Eat your vegetables everyday,  
You will be happy and gay.




Gourd



Capsicum



Brinjal



Potato



Tomato



Cauliflower



Lady finger



Spinach



Onion



Peas

Lesson  
7

# Vowel Sound 'u'



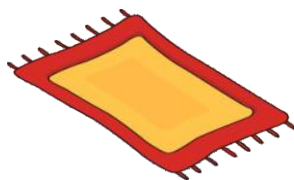
Read aloud and trace



bug      bug

cub      cub

hut      hut



bus      bus

rug      rug

pup      pup

Read and write more words with vowel sound **u**

ug

bug  
hug  
mug  
jug  
rug  
dug

un

bun  
gun  
run  
sun

ub

cub  
rub  
hub  
tub


ut

cut  
hut  
but  
nut

us

bus

2 + 2 = 4



sum sum

bun bun

rub rub



bud bud

mud mud

nut nut

Read and write more words with vowel sound **u**

up  
cup  
pup

um  
gum  
sum  
mum  
blum  
drum  
thumb

uck  
duck  
buck  
luck  
suck

u+e  
cube  
tube  
cute  
mute  
flute  
fume  
huge  
fuse  
rude












ull  
bull  
full  
pull

ud  
bud  
mud

ue  
blue  
clue  
glue  
true



Read the words and colour the kite blue with sound 'un'  
and yellow with sound 'ug'





t \_ \_ b



\_\_\_\_\_



g \_ \_ n



\_\_\_\_\_



c \_ \_ p




\_\_\_\_\_



nu \_ \_ \_



\_\_\_\_\_



\_ \_ \_ us



\_\_\_\_\_

Match the picture with correct words



jug

mug



cub

pup



pin

pen



hut

hat



bib

bid




nut

net



beg


bug



pig

peg

Complete the words using vowel 'a' or 'u'



c \_ \_ p



h \_ \_ t

b \_ \_ g



b \_ \_ n



c \_ \_ p

b \_ \_ t

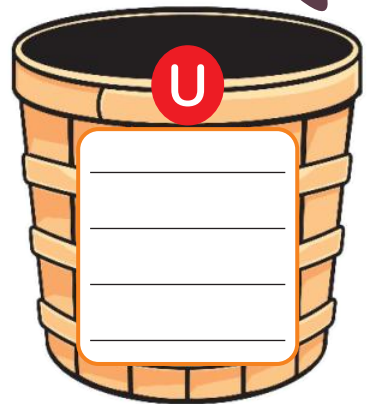
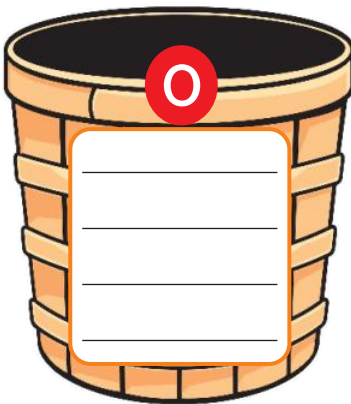

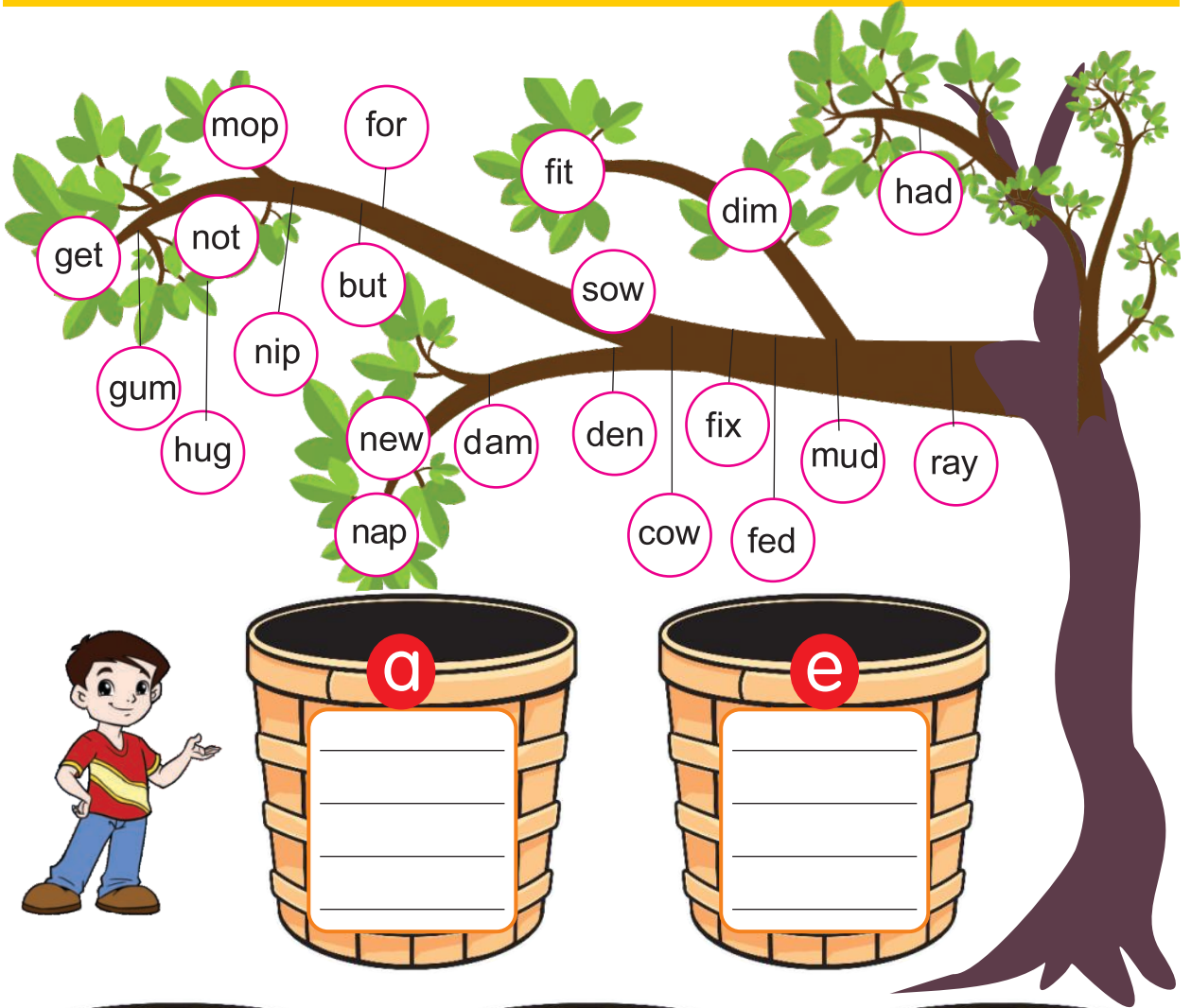


b \_ \_ d



f \_ \_ n





### Activity

**Sort out :** Teacher will put flash cards of words and pictures of three letter words in a box. Class will be divided into two groups. One student will be called from each group and asked to find a word and it's picture. One who will make a pair first will get the point.



Read the words and understand

bat — but

bit — but

cat — cut

hit — hut

hat — hut

mid — mud

fan — fun

big — bug

ran — run

fin — fun

bad — bud

sin — sun

rag — rug

cot — cut

bet — but

hot — hut

beg — bug

not — nut

# Use of and

a tap and a top



a pen and a pan



a bag and a bug




a cap and a cup



a pot and a pit



a log and a leg



a bun and a bin



Look at the picture and give the missing word




a cap and a \_\_\_\_\_



a car and a \_\_\_\_\_



a \_\_\_\_\_ and a \_\_\_\_\_



a \_\_\_\_\_ and a \_\_\_\_\_



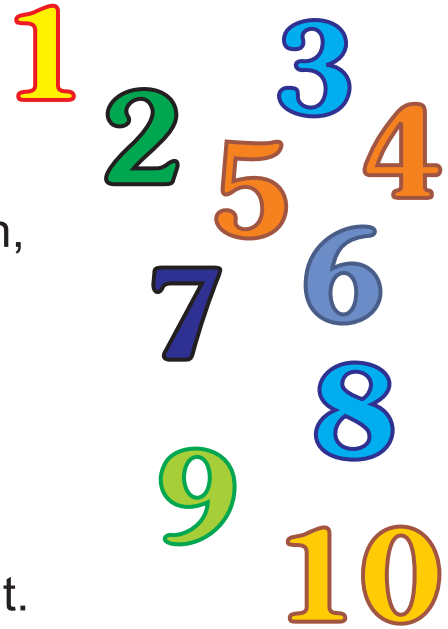
a \_\_\_\_\_ and a \_\_\_\_\_

# Rhyme Time...



## One Two Three Four Five

One, two, three, four, five,  
Once I caught a fish alive,  
Six, seven, eight, nine, ten,  
Then I let it go again,  
Why did you let it go?  
Because it bit my finger so.  
Which finger did it bite?  
The little finger on the right.



Lesson  
8

Use of in/on/under



a cat **in** a bin



a cat **on** a table



a cat **under** a tree



a cat **under** a bed

# Let's Read


Bug is in the net.



Fox is on the log.



Cow is under the tree.



Pen is in the inkpot.



Cap is on the box.



Cat is under the bed.



Show some real objects and real situations to make the concept of in/on/under clear to the students.

Look at the picture and complete the sentences

Man is \_\_\_\_\_ the \_\_\_\_\_ .



Dog is \_\_\_\_\_ the \_\_\_\_\_ .



Cup is \_\_\_\_\_ the \_\_\_\_\_ .



Pen is \_\_\_\_\_ the \_\_\_\_\_ .



Lid is \_\_\_\_\_ the \_\_\_\_\_ .



Pig is \_\_\_\_\_ the \_\_\_\_\_ .



Jug is \_\_\_\_\_ the \_\_\_\_\_ .



## Let's Read

1. a lid and a tin
2. a pot and a cot
3. a cup and a plate
4. a bell and a ball
5. a kid and a bib
6. a dog and a bone
7. a cow and a bull
8. Cut the nut.
9. Sow the seed.
10. Cow is wet.
11. Dig the pit.
12. See the bee.
13. Hit the tin.
14. Rub the cub.
15. Bake the cake.
16. a pin on a bag
17. a pup in a tub
18. a bee on a bud
19. a cub in a den
20. a duck in a pond
21. a gun in a box
22. a pup on a log
23. a ball under a cot
24. a box under a bed
25. Man has a map.
26. Boy has a fig.
27. Ben has a pen.
28. Bob has a cob.
29. My book is good.
30. See the tree.

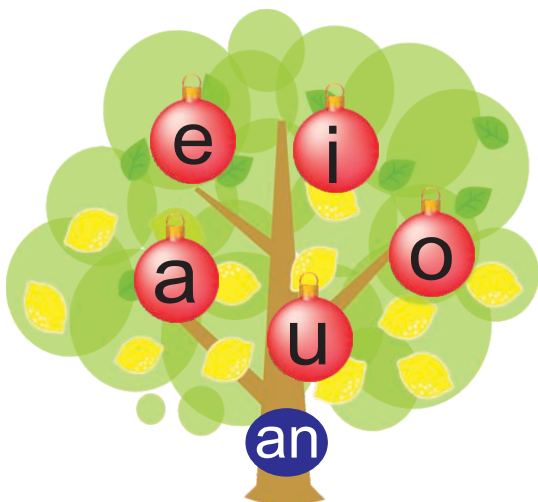


These sentences can be used for dictation.




Lesson  
9

# Use of a/an



Vowel Tree



Consonant Tree

Read and write

an ant

a pan

an eye

a den

an inn

a pig

an owl

a fox

an urn

a bud

# Use of a/an

Tick the correct one



a pet   
an pet



a egg   
an egg



a jet   
an jet



a axe   
an axe




a hat   
an hat




an owl   
a owl



a eye   
an eye



an hen   
a hen



a apple   
an apple

Read aloud And Trace



ant ant



axe axe



bee bee



egg egg



owl owl



ear ear

Read aloud

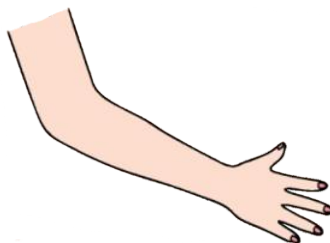
age  
ape  
arm  
ass  
ago  
air  
ask  
buy  
see

ear  
eat  
egg  
fry  
cry  
has  
had  
him  
his

ink  
inn  
oil  
own  
our  
out  
old  
one  
use

for  
fur  
who  
you  
yes  
yet  
was  
two  
zoo

Match the words with the picture



2

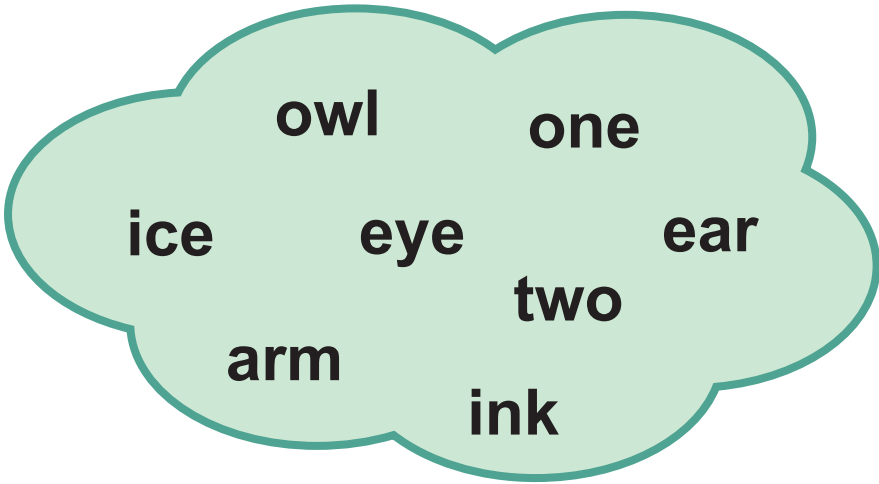


- owl
- axe
- ear
- arm
- egg
- cry
- ant
- two

Read and write

has	had	was	one	you	yes

Read the words and write correct word for the given picture



2

\_\_\_\_\_



1

\_\_\_\_\_

### Activity

**Word Album** Ask the child to prepare a word album by writing the three letter words boldly on one page with related picture. Students will try to write more and more words, in alphabetical order.

**Lesson  
10**

**Use of This/That/These/Those**



**A. Use of This/That**


**This - Here  
That - There**


Use 'This' when object is near.  
Use 'That' when object is far.


This is a cap. 

That is a car. 

This is a hut. 

That is the Sun. 


This is a cat. 

That is a pig. 

This is a bag. 

That is a map. 

## B. Use of These/Those

This is a pen. 



These are pens. 



That is a web. 



Those are webs. 



This is a cap. 



These are caps. 



That is a hut. 



Those are huts. 



This is a box. 

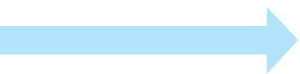


These are boxes. 

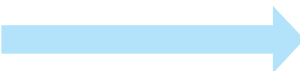


Use 'This' / That

.....is a car.



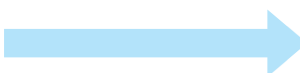
.....is a web.



.....is a pin.



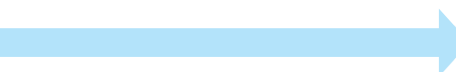
.....is a fan.



.....is a pen.



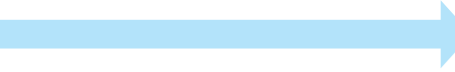
.....is a fig.



.....is a pan.



.....is a jet.





Write the correct sentence for the picture


1. This is a box.

2. These are bees.

3. This is an owl.

4. This is an ant.

5. These are eggs.



Lesson  
11

Let's Read and Understand



A pen.

A red pen.

A boy has a red pen.



A bag.

A big bag.

A big bag has a tag.

A man.

An old man.

An old man has a cane.



A cat.

A cute cat.

A cute brown cat.



Teacher will give more practice of such word chains.

# Let's Read and Understand

This is my dog.  
It is a big dog.  
It runs behind me.




This is my pen.  
It's colour is red.  
I like it.

This is my cat.  
It is cute.  
It drinks milk.



This is a dustbin.  
Use it.  
Throw bits of paper.

That is the sun.  
It shines in the morning.  
It goes away at night.



# Use of /I am/ He is/She is



She is a teacher.  
She is teaching.



He is a driver.  
He is driving a car.

# Let's Read and Understand



This is Gurjot.  
She is running.  
She is happy.  
She won the race.

He is my father.  
He is a doctor.  
He gives me medicine.  
Many people come to him.



She is my mother.  
She cooks food for me.  
It is very tasty.  
I eat it. Yum yum

My brother is thin.  
He is playing.  
He likes playing football.  
He is a good player.




My sister is cute.  
She is one year old.  
I play with her.  
I love my sister.

# Let's Read and Understand



Wash your hands.  
Before and after meal.  
Also take bath daily.  
You will feel good.

Trace the hen.  
Join dots.  
Colour it.  
It will be fun.



Today is Monday.  
We will run.  
I will be the first.  
Harman will be the last.

Pray to God.  
Thank Him.  
Do hard work.  
To make Him glad.



This is Sheena.  
She has a cake.  
Cake is on the table.  
Sheena eats the cake.

This is Tom.

He is a boy.

He has a pup.

His pup can run.

His pup is in the hut.



This is Tina.

She is a girl.

She has a hat.


Her hat has a bow.

Her hat is red.


Her bow has a dot.



## Traffic Lights



Red light, Red light  
What do you say?  
I say stop! stop! stop!  
Stop right away.



Yellow light yellow light  
What do you say?  
I say wait ! wait! wait !  
Ready to go.




Green light, Green light  
What do you say?  
I say go! go! go!  
Now you can go.



Lesson  
12

# My Computer



I am a **Monitor**,  
Your work you can see.



I am a **Mouse**,  
I don't eat cheese.



I am a **keyboard**,  
with letters on the Keys.

I am a **Headphones**,  
Be careful please.



I am a **C.P.U**,  
My brain you will use today.

Put all these parts together,  
get ready, it's time to **play**.



Lesson  
13

# Going to a Zoo



Tom



Pam

Pam and his dog Tom go to a zoo. They go by bus. Pam has a big bag. He has some nuts and six buns in it.



They see lion, deer, fox, hens, and pigs in the zoo.



Then they take some rest.

They sit in the sun.


They eat nuts and buns.

They have a lot of fun.



## Exercise

**A. Name the characters:**



\_\_\_\_\_



\_\_\_\_\_

**B. Set the sequence of the pictures according to the text**



**A**



**B**



**C**



**D**



1



2



3



4

**C. Rearrange the letters to form words**



upp



ofx



nsu



nilo



rbea



xsi

**D. Read and choose**

I. Pam and Tom go to a .....

- (a) home
- (b) zoo
- (c) park

II. Pam has a .....

- (a) bat
- (b) book
- (c) bag

III. They go by.....

- (a) bus
- (b) car
- (c) van


**E. Tick the correct options**




big  small



fat  thin



hot  cold



come  go






sit  stand



happy  sad

E. Write words for following pictures



**Activity**

Draw the sun and colour it



Lesson  
14

# A Pet Hen



peas

egg

tea

eat

dry

had

fell

sell

will

pill



Sam had a pet hen. It was all red. It was fat too. It laid an egg in a day. Sam ate eggs and bun. He had a cup of tea. He fed the hen a few dry peas. One day, he fed the hen a bun, in fun. The hen got ill. It did not eat. It did not lay eggs. It was not able to sit. It fell into a pit .


It got wet. Sam put the hen in the sun . He gave a pill to the hen . It got well. Now, it will eat peas and lay eggs, Sam will sell all the eggs.




## Exercise

### A. *Match the name of the pets with their pictures.*

1. dog



2. cat




3. cow



4. goat




5. parrot






1



fat man

thin man


2



big box

small box


3



red ball

blue ball


4



dry leaf

wet leaf


5



one egg

two eggs


6



round

square


7



pink rose

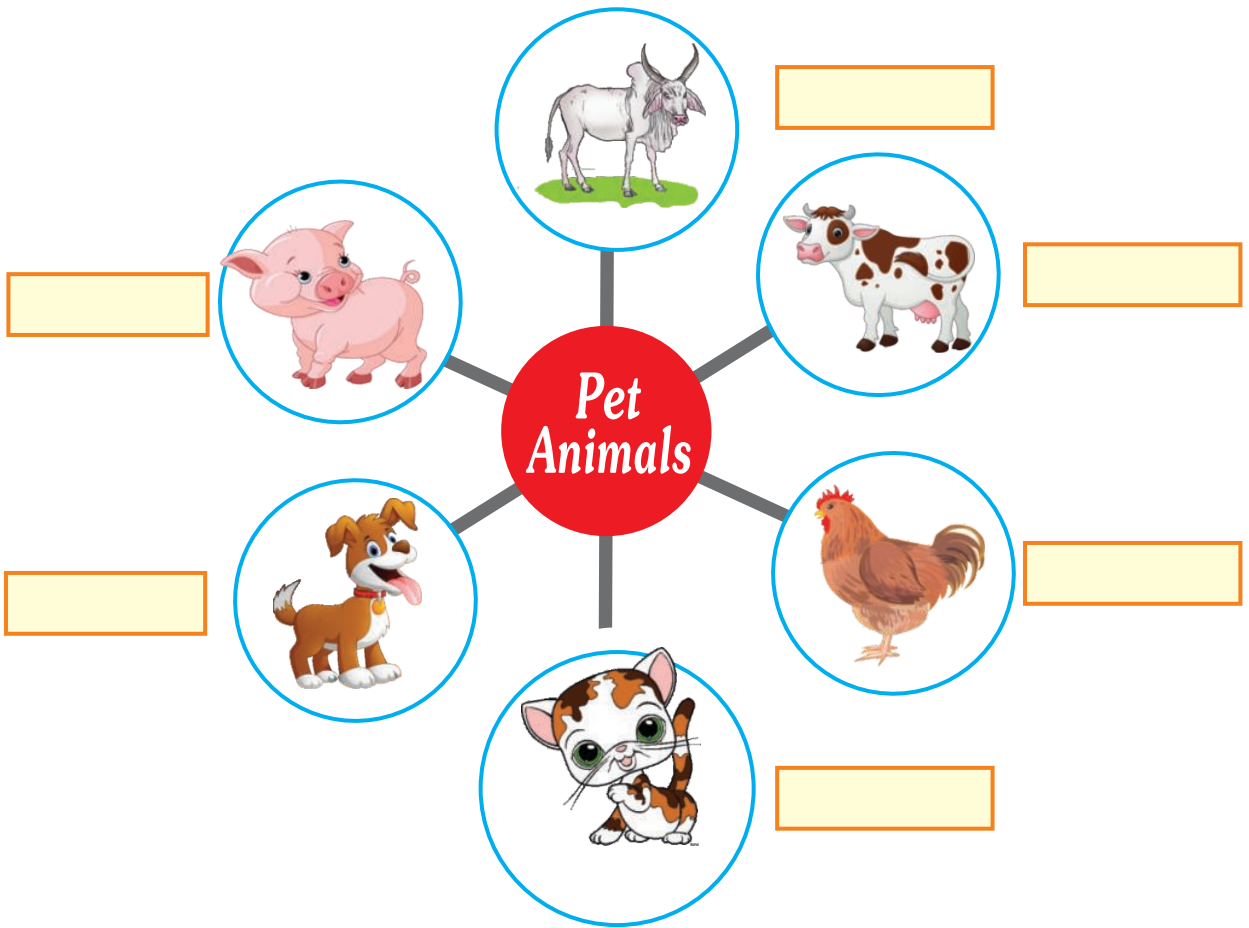
green rose

8



heavy

light



D. Rearrange the letters to make a correct word.

1. umg



\_\_\_\_\_

2. nhe



\_\_\_\_\_

3. nus



\_\_\_\_\_

4. nbi



\_\_\_\_\_

## More Practice

1. geg \_\_\_\_\_ 2. erd \_\_\_\_\_ 3. eta \_\_\_\_\_

**A. Give the rhyming words from the text**

- |              |               |
|--------------|---------------|
| 1. pet _____ | 5. got _____  |
| 2. red _____ | 6. sit _____  |
| 3. day _____ | 7. ill _____  |
| 4. fun _____ | 8. well _____ |

**B. Replace 'a' with 'e' and 'i' and read aloud**

- |               |            |            |
|---------------|------------|------------|
| 1. ball _____ | bell _____ | bill _____ |
| 2. hall _____ | _____      | _____      |
| 3. tall _____ | _____      | _____      |
| 4. fall _____ | _____      | _____      |
| 5. wall _____ | _____      | _____      |

**C. Fill in the blanks**

1. Sam had a .....
2. The hen laid ..... in a day.
3. The hen fell into a .....
4. Sam put the ..... in the sun.

**Read aloud**

hen	bun
a hen	a bun
a red hen	eat a bun
a red fat hen	Sam will eat a bun

**Complete the word chain as shown above**

pet .....

.....

.....

.....

.....

cup .....

.....

.....

.....

.....

Sam

.....

.....

.....

.....

pit

.....

.....

.....

.....

**Make sentences for the following words**

- 1. peas .....
- 2. eggs .....
- 3. sun .....
- 4. dry .....

**Read aloud**


Sam had a fat red hen. It laid eggs. Sam ate eggs and bun. He had a cup of tea. He fed the hen dry peas. One day, he fed it a bun. The hen fell ill. He gave it a pill. It got well.

**1. Circle the naming words in above text and write in the given space**

- 1. Sam      2. \_\_\_\_\_      3. \_\_\_\_\_
- 4. \_\_\_\_\_      5. \_\_\_\_\_      6. \_\_\_\_\_
- 7. \_\_\_\_\_      8. \_\_\_\_\_

**2. Change the number**

- hen      **hens**
- cup      \_\_\_\_\_
- egg      \_\_\_\_\_
- bun      \_\_\_\_\_
- pea      \_\_\_\_\_
- day      \_\_\_\_\_
- pill      \_\_\_\_\_



# Rhyme Time...



## Nature



Up in the sky, what do you see?  
Big star, small star looking at me.

Up in the sky, what do you see?  
The sun in the day and the moon at night.

Up in the sky,  
what do you see?  
Big cloud, small cloud  
looking at me.

Up in the sky,  
what do you see?  
Big bird, small birds  
looking at me.





**sun**



**moon**



**star**



**tree**



**big cloud**

**small cloud**

Lesson  
15

# Holi



It is Holi today. Come let's play with colours. I have yellow, blue, pink, red and green colours. Paali put red colour on my face. I will put yellow colour on him. We will have fun.



## Exercise

Write the name of colours :

1. ....

6. ....

2. ....

7. ....

3. ....

8. ....

4. ....


9. ....

5. ....


10. ....




**Colour as indicated and write name of colours**




\_\_\_\_\_




\_\_\_\_\_



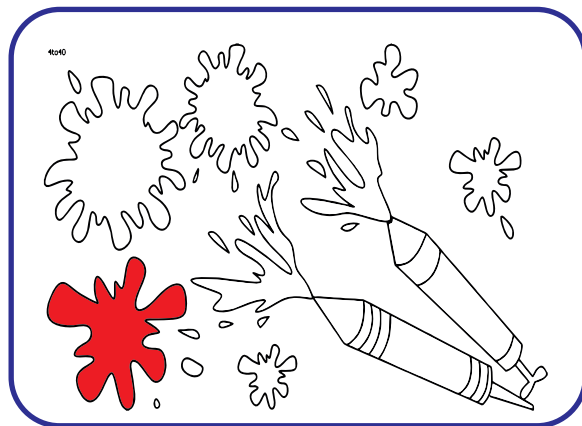
\_\_\_\_\_



\_\_\_\_\_



\_\_\_\_\_



\_\_\_\_\_

# Days of Week

**MONDAY**

**TUESDAY**

**WEDNESDAY**

**THURSDAY**

**FRIDAY**

**SATURDAY**

**SUNDAY**




**ONE**    1    

**TWO**    2    

**THREE**    3    

**FOUR**    4    

**FIVE**    5    

# Seasons



Winter



Spring



Summer



Rain



Autumn

## Activity

Discuss some festivals like Rakhi, Diwali, Lohri, Christmas, Vaisakhi etc. with students and help them to cut the pictures from news paper/magazines and prepare a collage.

