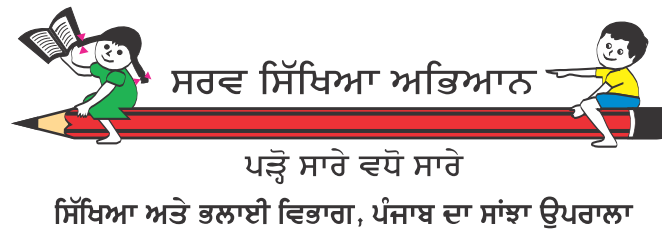


RAINBOW

(English Class V)



Punjab School Education Board

Sahibzada Ajit Singh Nagar

RAINBOW

(English Class V)



Punjab School Education Board

Sahibzada Ajit Singh Nagar

© Punjab Government

First Edition 2018-19

copies

All rights, including those of translation, reproduction and annotation etc., Are reserved by the Punjab Government

Co-ordinator : Surabhi Jaikwal

Cover design : Manjit Singh Dhillon

WARNING

1. The Agency-holders shall not add any extra binding with a view to charge extra money for the binding. (Ref. Cl. No. 7 of agreement with Agency-holders).
2. Printing, Publishing, Stocking, Holding or Selling etc., of spurious Text-books qua text books printed and published by the Punjab School Education Board is a cognizable offence under Indian Penal Code.

(The textbooks of the Punjab School Education Board are printed on paper carrying water mark of the Board.)



ਸਰਵ ਸਿੱਖਿਆ ਅਭਿਆਨ

ਪੜ੍ਹੋ ਸਾਰੇ ਵਧੋ ਸਾਰੇ

ਸਿੱਖਿਆ ਅਤੇ ਭਲਾਈ ਵਿਭਾਗ, ਪੰਜਾਬ ਦਾ ਸਾਂਝਾ ਉਪਰਾਲਾ

ਇਹ ਪੁਸਤਕ ਵਿਕਰੀ ਲਈ ਨਹੀਂ ਹੈ।

Published by : **Secretary**, Punjab School Education Board, Vidya Bhawan, Phase-8, Sahibzada Ajit Singh Nagar-160062 and Printed by **M/s Mikado Offset Printers, Jalandhar.**

© Punjab Government

First Edition 2018-19

copies

All rights, including those of translation, reproduction
and annotation etc., Are reserved by the
Punjab Government

Co-ordinator : Surabhi Jaikwal

Cover design : Manjit Singh Dhillon

WARNING

1. The Agency-holders shall not add any extra binding with a view to charge extra money for the binding. (Ref. Cl. No. 7 of agreement with Agency-holders).
2. Printing, Publishing, Stocking, Holding or Selling etc., of spurious Text-books qua text books printed and published by the Punjab School Education Board is a cognizable offence under Indian Penal Code.

(The textbooks of the Punjab School Education Board are printed on paper carrying water mark of the Board.)

Price:

Published by : **Secretary**, Punjab School Education Board, Vidya Bhawan, Phase-8, Sahibzada
Ajit Singh Nagar-160062 and Printed by **M/s Mikado Offset Printers, Jalandhar.**

Foreword

The Punjab School Education Board has always focussed on imparting quality education and information to the students of the state. The English language is of humongous global significance. Therefore, the curriculum is so designed that our students do not lag behind as far as the proficiency in English is concerned. Keeping in view this need, PSEB is all set to improve the teaching and learning of English at Primary school level.

The present book has been prepared under the guidance of Director Academics, Punjab School Education Board. The book has been developed as per recommendations of NCF 2005 , PCF 2013 and learning outcomes issued by NCERT. The goal of writing this book is attainment of basic proficiency and development of language into an instrument of knowledge acquisition. Through this book, efforts have been made to teach English in a meaningful context which is input rich and drawn from the immediate environment.

Hopefully the readers of this book will find it an interesting read. However, the comments and suggestions for improvement are welcome from the teachers and readers of the book.

Chairman

Punjab School Education Board

TEXTBOOK DEVELOPMENT COMMITTEE

• WRITERS

1. Harjit Kaur, G.P.S. Raipur Kalan, S.A.S. Nagar
2. Neelam kumari, G.P.S. Rurka, S.A.S. Nagar
3. Gurpreet Kaur, G.P.S. Safera, Patiala
4. Kavita Sabharwal, G.P.S. Kang, S.B.S. Nagar
5. Rishma Sharma, G.P.S. Jaura Pippal, Amritsar
6. Neelamjeet Kaur, G.P.S. Daryapur, S.B.S. Nagar
7. Jaspreet Singh G.P.S., Lakhmirwala, Sangrur

• VETTERS

1. Kuldip Kumar Varma (S.C.E.R.T.)
2. Navneet Kaur (S.C.E.R.T.)
3. Amanpreet Kaur, English Mistress, G.S.S.S. Kurali, Mohali
4. Harkirat Kaur, English Mistress, Kubaheri, Mohali
5. Farzana Shameem, lecturer in English, G.S.S.S. Chaand Baaza, Faridkot

ABOUT THE BOOK

Every educational system has certain objectives which aim at bringing about desirable changes in pupil. To achieve this objective NCF 2005, PCF 2013 and Learning outcomes issued by NCERT provides the framework for making syllabi, textbooks and teaching practices within school education program in Punjab. The framework defines clear and high standards to be achieved by all students.

English language being the second language of students in Punjab needs an immense foregrounding of children, emphasising equally on listening, speaking, reading, writing and creative skills. Rainbow English IV has been designed to help learners to learn English without any burden. The content has been selected taking into consideration the learning level and age group of the students for whom it is meant.

This series include exhaustive resource material to meet the need of up-to-date language leaning. This series covers a whole range of stories and poems related to wisdom, nature, books, value education and knowledge. Every lesson is structured in the following manner.

Main content : This part offers a wide range of literary material including stories, poems and informational essays

Let's Answer : This section gives opportunity to evaluate the comprehension skills of students. Questions (subjective as well as objective) are based on text.

Vocabulary : This section gives a wide variety of vocabulary related to various areas. This adds on to the word bank of students.

Language corner : It ensures that students build up the ability to use various grammatical concepts and rules appropriately.

Listen, Speak and Enjoy : This section not only develops the ability to communicate effectively in different situations. But also the ability to respond, comprehend and react to what he/she hears.

Reading Practice : This section works on learner's reading skills. It's not about just reading but an easy way to comprehend the language and is very important to develop their fluency.

Writing Desk : This section helps students to write in a systematic and organized way. It also helps to improve creative writing skills.

Value I learnt : This section imparts social and moral value education to students. This helps them making better citizens of our country.

Activity Time : It develops self-learning skills among the learners . Activities also help them to develop ability to work in pairs and in groups.



Content

Lesson 1:	The Elves and the Shoemaker	01-15
Lesson 2:	Two Frogs	16-31
Lesson 3:	Child and Grandma	32-43
Lesson 4:	The Flying Sikh-Milkha Singh	44-55
Lesson 5:	Raja Birbal	56-68
Lesson 6:	Bank-Our Need	69-81
Lesson 7:	Global Warming	82-96
Lesson 8:	A Glimpse From History	97-109
Lesson 9:	Safe Circle	110-126

Lesson 1

The Elves and the Shoemaker

Objective

To offer new vocabulary and to develop reading and comprehension skills.

New Words

shoemaker	elves	pair	masterpiece
skillfully	customer	usual	hammer

Pre reading

- Have you ever been to a shoemaker?
- Have you heard about elves?
- Do you like wearing new shoes?



Once there was a shoemaker. He became so poor that he had nothing left to run his family but only enough leather for just one pair of shoes. So, in the evening, he cut out the leather with great care to make the shoes. But he was so disappointed that he left his work on the table to finish in the morning. He was almost in tears. Before he fell asleep, he prayed to God and asked to help him.

In the morning, he found a wonderful pair of shoes on his table. He was surprised. He took the shoes in his hands and looked at them closely. They were so neatly made that there was not even one bad stitch on them. The pair of shoes was, indeed a masterpiece.

Soon after, a customer came into the shop. He liked the shoes and paid more than the usual price. Now, the shoemaker was very happy as he had enough money to buy leather for two pairs of shoes.

That night, he cut out the leather and the next morning, he found two pairs of beautifully finished shoes. This continued for many nights.

Any leather that he cut out in the evening, was beautifully finished by the morning. Soon, the shoemaker became rich.



One evening, the man said to his wife, "Let's stay up tonight to see who is helping us." The woman liked the idea. She lighted a candle. The room was lit by the candle flame. Then they hid themselves in a corner of the room, behind the curtain.

At midnight, two little elves came dancing into the room. Both were wearing old and torn clothes. They sat down at the shoemaker's table. They began to stitch, sew and hammer so skilfully that the shoemaker was surprised. The elves finished the work and ran away.



The woman said, "Those little men have made us rich. We should show our gratitude to them for their selfless service. I will make little shirts, coats, vests, trousers and a pair of socks for them." "Ok, then I will make two little pairs of shoes for them." said the shoemaker.

When everything was ready, they laid their presents on the table and hid themselves. At midnight, the elves came in. They were delighted to find the gifts. Both the elves dressed themselves in the new clothes. Then, they danced and sang happily-



'Now we are so fine to see,
Graceful, cheerful and thankful are we.'

They danced out of the doors, and did not come any more and the shoemaker lived happily forever.

Glossary

1. elves	dwarf creatures of fairy tales
2. shoemaker	a person who makes shoes
3. asleep	in a state of sleep
4. quite	completely
5. neatly	nicely
6. masterpiece	outstanding work

Exercise

I. Let's Answer



A. Answer the following questions

1. Was the shoemaker rich or poor?

Ans:

2. What did he do before he fall asleep?

Ans:

3. Who helped the shoemaker?

Ans:

4. What did the woman do for the elves?

Ans:

5. What did the man make for them?

Ans:

B. Make sentences using the given words

1. shoemaker :

2. morning :

3. evening :

4. room :

5. cobbler :

6. help :

7. shoes :

C. Objective type questions

Choose the correct word out of the three options:

1. The shoemaker and his wife were
 - (a) very rich
 - (b) poor
 - (c) neither rich nor poor

2. The next morning, the shoemaker foundpair of shoes.
 - (a) one
 - (b) two
 - (c) three

3. came into the room at midnight.
 - (a) a cobbler
 - (b) two elves
 - (c) two dogs

4. The man made for the elves.
 - (a) two little pairs of shoes
 - (b) two tables and one chair
 - (c) two chairs and one table

II. Vocabulary



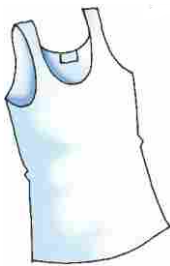
A. Write the names of following



.....



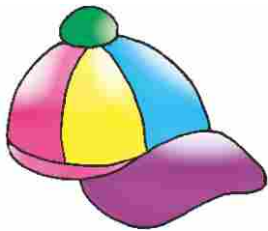
.....



.....



.....



.....



.....

B. Match the Genders

Column A

1. uncle
2. nephew
3. lion
4. milkman
5. dog
6. husband
7. bull
8. monk

Column B

- nun
- cow
- aunt
- wife
- lioness
- bitch
- milkmaid
- niece

C. Find the opposites of the following words from the magic box

- | | | | |
|------------|-----------|-----------|----------|
| 1. come | 4. late | 7. whole | 10. near |
| 2. long | 5. love | 8. danger | |
| 3. outside | 6. master | 9. angry | |

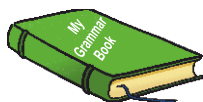
s	z	u	h	t	o	q	r	a
a	p	i	n	s	i	d	e	b
f	h	v	o	h	w	x	a	h
e	i	w	g	o	w	n	r	v
t	j	x	m	r	o	b	l	h
y	l	l	a	t	s	l	y	i
w	a	z	r	h	u	f	f	h
c	w	s	e	r	v	a	n	t
q	x	t	v	i	t	r	w	o
r	a	u	q	l	n	h	b	q
p	a	r	t	o	h	a	t	e

- | | | |
|----------|---------|---------|
| 1. | 4. | 7. |
| 2. | 5. | 8. |
| 3. | 6. | 9. |
| 10. | | |


D. Match the words in Column A with their synonyms (same meanings) in Column B

A	B
1. near 2. fast 3. disease 4. begin 5. happy	rapid illness glad close start

III. Language Corner




Name the following pictures




.....



.....



.....



.....



.....



.....

The above words written by you are Nouns.

A noun is the name of a person (teacher, doctor, Amandeep etc.), place (hospital, garden, Delhi etc.), animal (dog, cat, lion etc.) and thing (pencil, kite, lock etc.)

A. Underline the Nouns in the following sentences

1. The dog is a faithful animal.
2. Moti killed the snake.
3. Mumbai is a big city.
4. Sharan is playing football.
5. My teacher gave me this book.

B. Encircle the words showing special name of a person, place or thing

garden	Sukhna Lake	grandmother
sunflower	uncle	Yuvraj Singh
book	Nepal	peacock
Sunday	clothes	animals

These encircled words are Proper nouns and the rest are Common nouns.

The important thing to remember is that Proper Nouns name specific things and they begin with a capital letter.

Common Nouns are general names and they do not begin with a capital letter.

C. Underline the Nouns in the following sentences and enlist them as Common and Proper Nouns

1. My sister is going to Amritsar.
2. I have a wooden clock in my room.
3. Jaspreet will join us on Monday.
4. My grandfather has many cows.
5. I have lost my water bottle.
6. We will go to Delhi by train.

Common noun
.....
.....
.....
.....

Proper noun
.....
.....
.....
.....

D. Plurals

(a) Write plurals by adding -s to the following nouns.

- | | |
|----------------|----------------|
| 1. carrot..... | 4. jug..... |
| 2. bowl..... | 5. monkey..... |
| 3. bird..... | 6. stool..... |

(b) Write plurals by adding -es to the following nouns:

- | | |
|--------|-------|
| box | |
| match | |
| glass | |
| brush | |
| tomato | |

(c) Write plurals by adding -ies after omitting 'y'

story	stories
city
baby
lady
family

(d) Write plurals by changing the vowels:

man	men
woman
foot
tooth
mouse

E. Articles

a
a horse
a dress
a flower

an
an umbrella
an honest man
an elephant

the
the earth
the Golden Temple
The Tribune

F. Fill in the blanks with suitable Articles (a , an, the)

1. This is not easy exercise.
2. Meenu hasbanana and apple in her bag.
3. Rajat is a hard worker andhonest boy.
4. sun is very hot and bright today.

5. My uncle has baked cake for me.
6. Today, I helped old man andyoung lady.
7. We planned to visit..... Red Fort .
8. Girls will play in park near my house.

IV.  **Listen, Speak and Enjoy** 

Teacher will encourage the students to practice following conversation




V. Let's Read 

Read aloud the following words



VI. Let's Write 

Use the words given below to complete the following sentences.



1. This is my pet.
2. Its name is.....
3. It is in colour.
4. I..... with it.
5. is very.....

VII. Value I Learnt

Trust in God as he is always there in our hours of need.

- Teacher will discuss the importance of prayer in our daily life.
- Students can narrate an incident, when they have helped anyone.

VIII. Activity

Prepare your Identity card by writing Proper Nouns.

Take a piece of chart paper. Paste your picture on it .Write down the details as shown. Attach a string to it and use it as your Identity card.

Identity Card		Photo
Name	
Father's Name	
Mother's Name	
Date of birth	
Class	
School	
Mobile No.	
Address	



Think over it

- Shoes provide us protection and warmth.
- First pair of shoes was made 4000 years ago.
- An average person walks 2000 miles a year.

Lesson 2

Two Frogs

Objective

- To help young learners to learn the ways of exchanging information and extending ideas.
- To make the students aware of cleanliness, personal hygiene and ill effects of open defecation.

New words

irritated

advancement

constructed

odour

grumbled

defecate


ignorant

litter

Pre reading

- Where should you throw garbage?
- Do you use toilets?
- Have you heard anything about open defecation?

Frog Pala and his wife Beero lived near the pond in a village. A few years back, there were many trees around the pond. It was a cool and calm place to live in. But now there were many tall buildings with great hustle and bustle around the pond. It was no longer cool and calm.



Pala was happy with the fast moving life around the pond but Beero was irritated with the litter near the pond .

Pala said, " Dear, look at the buildings. How tall they are! Our village is now on the way to advancement". Beero grumbled, "Advancement! Don't you realize that our health is at stake?" "What are you saying?" asked Pala. "You need to look around you" said Beero. People have beautiful homes with all kinds of facilities but they are not using them properly".

"What do you want to say? " asked Pala. Beero responded," They are not using their toilets". "What!" exclaimed Pala. Beero continued, "They defecate in the open, near my home. This place stinks ! I am fed up of this unpleasant odour. They are not even afraid of the danger they are going to face".

Pala said, "What kind of danger, Beero?"

Beero said, "Diseases! How can we forget the two children of our village who died of diarrhoea and infection. At least, I can't ! I am surprised, how can man be so ignorant about good hygiene practices?"she continued, "I have decided. I will not tolerate it anymore."

"What will you do ?" asked Pala.

Beero announced, "I will spread awareness among the people about the use of toilet and the advantages of keeping their homes and surroundings clean and healthy. Will you help me?"

"Of course! A good deed needs no second thought, no permission," remarked Pala.

Both of them were very happy as they had found the solution to a deadly problem.

GLOSSARY

1. irritated	annoyed
2. litter	rubbish
3. advancement	growth/progress
4. grumbled	complained
5. unpleasant	not good, foul
6. defecate	excrete
7. odour	bad smell
8. ignorant	lacking knowledge

Exercise

I. Let's Answer



A. Answer the following questions

1. Who lived near the pond?

Ans:

2. Where were the tall buildings?

Ans:

3. Who liked the tall buildings?

Ans:

4. What was Beero fed up of?

Ans:

5. What did Beero decide at the end?

Ans:

B. Write True or False

1. Beero was happy to see the tall buildings.

2. The pool was still a cool and calm place to live in.

3. Man has spoiled Beero's house.

4. Pala and Beero lived in a city.

5. Pala and Beero left the pond.

C. Make sentences using the following words:

- 1. pond :
- 2. calm :
- 3. building :
- 4. litter :
- 5. healthy :

D. Who said these words?

- 1. "What kind of danger?"
- 2. "I will not tolerate it any more."
- 3. "How can man be so ignorant?"
- 4. "Dear, look at the buildings"

E. Match the following words according to the lesson:

A	B
calm	homes
tall	odour
beautiful	place
unpleasant	buildings

II. Vocabulary



A. Choose the correct word for the given pictures

toothbrush

soap

towel

comb

nail cutter

tongue cleaner

handkerchief

toothpaste



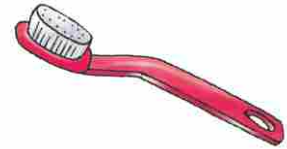
.....




.....



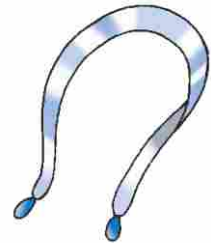
.....



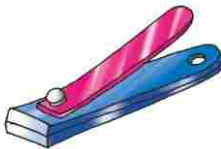
.....



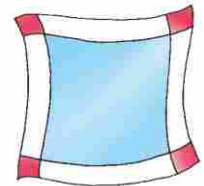
.....



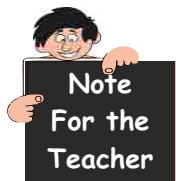
.....



.....





.....



Teacher will give name of more articles which help us to remain clean and healthy.

B. Look at the pictures and write name of the wild animals and pet animals in the space provided.



Wild animals





Pet animals



C. Match the pets with their babies

dog

cat

cow

pig

goat

rabbit

calf

piglet

kid

puppy

kitten

kit

D. Rearrange each group of words in alphabetical order


- a cool chair cycle city clear
.....
- b happy health homes hide hunger
.....
- c what want were write with
.....
- d building brush beautiful both blade
.....
- e longer lived large least lungs
.....

E. Make as many words as you can using the letters of the given word, you can also repeat the letters.

advancement

- 1. Cement
- 2.
- 3.
- 4.
- 5.
- 6.

III. Language Corner



Polly went to the market.

She met her friend, Molly there.

They both spent their time together and enjoyed a lot.

The underlined words used in the place of Nouns are Pronouns.

A. Read the following sentences and underline the pronouns.

1. Mohan is studying in class V. He is very hardworking.
2. Rajat is going to his uncle's house. His uncle is a farmer.
3. My mother is going to the market. She will buy a new dress for me.
4. An elephant is a big animal. It has a very long trunk.
5. Manjit and I are friends. We will play football today.
6. These flowers are very beautiful. They smell very good.
7. Ranjit and Sonia are not eating anything. They are not feeling well.
8. Manjit is singing a song. Her voice is very sweet.

B. Choose the correct Pronouns

1. Tarun is a good boy. helps everyone. (She/ He)
2. My mother cooks well. is baking a cake for me. (He/ She)
3. I am going to the market with my father. will buy some fresh fruits. (They/ We)
4. Champ and Chimp were two monkeys. lived in the Paris zoo. (They/We)

5. Sheru is my pet dog. is black in colour. (He/It)

6. The flowers are very beautiful. smell very good.
(They/It)

7. Anil is free today. I will meet in the evening.
(him/her)

C. Complete the following sentences by choosing suitable Prepositions

1. The clock is the wall. (on/at)

2. The carpet is the floor. (on/in)

3. She hid herself the curtain. (after/behind)

4. Vijay plays his friends. (for/ with)

5. The stars shine night. (at/on)

6. The cow is the shed. (in/on)

7. Today the cricket match is India and Pakistan.
(among/between)

8. My mother gets up 5 O' clock. (at/on)

9. We cut nails a nail cutter. (to/with)

10. The sun is the sky. (in/ on)

D. Punctuate the following sentences:

1. they can call preet for help

.....

2. the boys played a match on saturday

.....

3. i have sweets fruit cookies at my home

.....

4. what are you saying neelu

.....

5. how did you come to know said gurpreet

.....

6. simran jaspreet neelam and anu go by bus.

.....

7. kavita said they are not using toilets

.....

8. how tall the buildings are

.....

IV.  Listen, Speak and Enjoy 

A. Recite the poem

CLEANLINESS

Bits of paper,
lying on the floor.
Put them in the dustbin
kept behind the door.



Wash your hands,
before eating your food.
so that the germs
don't spoil your mood.


Wash your hands,
after going to the toilet.
so that no disease,
ever invades our planet.



Always keep your
surroundings beautiful.
and to achieve this,
one should always be dutiful.

B. Conversation

Teacher will encourage the students to practise the following conversation



C. Say the following words aloud

ask
miss
pick
check
reply
decide
grumble

asked
missed
picked
checked
replied
decided
grumbled

V. Let's Read

Healthy habits

1. Drink clean water.
2. Cover your food.
3. Eat fresh food.
4. Use toilet.
5. Wash your hands before eating, after eating and after using the toilet.

VI. Let's Write

What should we do to keep ourself and surroundings clean

ourself

1.
2.
3.
4.

surroundings

1.
2.
3.
4.

VII. Value I learnt



During a morning walk, you find some people defecating in the open. What will you do?

(Tick (✓) all the correct options)

1. Cover your nose and move away.
2. Tell them about the harmful effects of open defecation.
3. Inform the Sarpanch of the village.
4. Throw stones at those people.
5. Encourage them to use toilets.

VIII. Activity



A. Prepare a short speech on the topic 'Healthy Habits' for morning assembly.

B. Encourage the students to make slogans and posters related to awareness about healthy habits.



Think over it

- A house fly can carry 9 mg of fecal matter on its legs.
- A single person from a village defecating in the open can cause disease to many others as a housefly can fly to cover an area upto 3k.m.

Lesson 3

Child and Grandma

Objective

- To develop interest in poetry.
- To instill love for grandparents .

New words

giant

swift

spy

alien

wrinkled

caress

kin

forever

Pre reading

- Do you live with your grandparents?
- Do you love your grandparents?
- Why do you love them?

I am a little-little child,
In a big, big world,
Where giants in black boots
Make swift moves.



I even spy,
Machines in the sky.
They look like birds,
But have no eyes.

Grandmother and I.
We often sigh,
At the big adult world.
An alien world.



I caress her wrinkled skin.
In her I find my kin.
We are so much alike.
We think so alike.

We smile and hug each other.
Just me and my grandmother.
Please let us stay together.
Forever and ever more.

Glossary

1. giant	huge
2. swift	fast
3. spy	notice; see
4. alien	foreigner
5. caress	gentle touch
6. wrinkled	old, saggy skin
7. kin	relative
8. forever	always

Exercise

I. Let's Answer



A. Answer the following questions:

1. What kind of skin does the grandmother has?

Ans.....

2. What does the child see in the sky?

Ans.....

3. Who are alike?

Ans.....

4. For how long do they want to stay together?

Ans.....

B. Complete the following sentences

1. Giants makemoves.

2. have no eyes.

3. The big world is compared to an.....

- 4. Grandmother and the child think.....
- 5. They..... each other.


C. Write rhyming words from the poem

sky -
skin -
I -

II. Vocabulary 

A. Categorize the food items you like to eat in your meals.

bread	rice	milk	salad	juice
fruits	curd	tea	butter	chapati
butter milk	cooked vegetables		sandwich	



Breakfast

.....
.....
.....
.....

Lunch

.....
.....
.....
.....

Dinner

.....
.....
.....
.....

B. Compound words

Match the following words and write the Compound Words in the space given below:

book	room	book worm
basket	worm
tooth	ball
key	board
wash	paste
over	moon
full	boy
head	coat

C. Homophones

Two or more words having the same pronunciation but different meanings or spellings or both.

son	-	sun	meat	-	meet
sea	-	see	mail	-	male
sail	-	sale	tail	-	tale
cell	-	sell	buy	-	by
four	-	fore	would	-	wood
two	-	to	one	-	won
week	-	weak	hole	-	whole
hear	-	here	hair	-	hare
in	-	inn	not	-	knot
heel	-	heal	steel	-	steal
been	-	bean	blue	-	blew
hour	-	our	some	-	sum

D. Fill in the blanks with correct option

1. We with our eyes. (sea/see)
2. There is a in his pocket. (whole/hole)
3. is my favorite fruit. (Pear/Pair)
4. She has long(hair/here)
5. I have books in my bag . (ate/eight)
6. is a wild animal. (Dear/Deer)
7. I do not like rice(flour/flower)
8. My friend has the match. (one/won)
9. Aman has white balls. (two/to)
10. I do not like to eat (meet/meat)

E. Use the following pairs of words in sentences

1. write
right.....
2. no.....
know.....
3. check
cheque.....
4. buy
bye
5. son
sun

III. Language Corner



A. Look at the following chart displaying different forms of Verbs

Present	past	past participle
bite	bit	bitten
break	broke	broken
build	built	built
catch	caught	caught
come	came	come
do	did	done
eat	ate	eaten
fall	fell	fallen
find	found	found
get	got	got
give	gave	given
keep	kept	kept
leave	left	left
make	made	made
sing	sang	sung

B. Conjugate the following

Present	Past	Past Participle
come	came	come
sing
bite
find
catch

C. Fill in the blanks with is/am/are

1. There no milk in the jug.
2. Boys hungry.
3. I waiting for a bus.
4. Chandigarh a clean city.
5. She angry with me.
6. They very busy on Monday.
7. I trying to solve this problem.
8. My friends very helpful.

D. Make sentences from the grid. Write any five sentences in the given space and rest in your notebook.

He She I You They	has/have	a long coat. a pen. good habits. bought a new car.
-------------------------------	----------	---

1.
2.
3.
4.
5.

IV.  Listen, Speak and Enjoy 

Conversation

Father is going to the market. The child asks him to bring fruits.



V. Let's Read



Read aloud the following words

image

manage

village

agency

ageing

agent

damage

courage

manage

VI. Let's Write



Complete the following sentences

My Grandmother

caring

love

stories

very

sixty-five

- 1 My grandmother's name is
- 2 She is year old .
- 3 She tells me
- 4 She is very
- 5 I her much .

VII. Value I Learnt



Always consider the likes and dislikes of your grandparents and respect them.

VIII. Activity 

A. Write the likes and dislikes of your grandmother.

Likes	Dislikes
.....

B. Prepare flash cards of months. Students will arrange them in a sequence.



C. In which month does your birthday fall ?

Write name, month and year of your birth on the cake, draw number of candles according to your age and colour the picture.



Think over it

Grandparents are gifts from above.

They shower us blessings and love.

Lesson 4

The Flying Sikh - Milkha Singh

Objectives

- To enable the students to develop descriptive skills and respond to textual questions.
- To create interest of the students in sports.
- To inculcate qualities like patience, courage, devotion and hard work among the students.

New Words

partition
events

witnessed
athletics

famous
awards

distance
donated

Pre reading

- Do you like playing games?
- Name some games?
- Who is your favourite sportsperson?

Milkha Singh is one of India's greatest personalities. He is a famous athlete. He is also known as the Flying Sikh. He was born in a Sikh Rathore Rajput family in Punjab in undivided India (now in Pakistan). The partition of India happened when he was still a teenager. He witnessed the killing of his parents. The last words of his father were "Bhaag Milkha Bhaag" means "Run Milkha Run". This was a last-minute plea to Milkha to run away and save his life.



Milkha's school was at a distance of 10 km. from his home. He had the habit of running to cover this distance every day. This habit helped him to become a good runner. After partition, he came to India with his elder sister. Later on, he tried to join the army. He got selected in his fourth attempt in 1951 and was introduced to athletics.

Milkha Singh has made his motherland proud by winning several gold medals in the international sport events. He represented India in 1956 Olympic Games. In the National Games of India, he set national records for the 200 m and 400m. He also won a gold medal at the 400m competition in Common Wealth Games in 1958. He was the first Indian male to win an individual athletics gold medal.

Milkha Singh also won gold medal in Asian Games held in Tokyo, beating the Pakistani runner Abdul Khaliq. He was invited by the president of Pakistan to take part in a race to be held in Pakistan, but he did not want to go because of the bitter memories of the partition. At last, Pandit Jawahar Lal Nehru convinced him to go. Milkha Singh once again beat Abdul Khaliq in the race. The President of Pakistan was very much impressed. He remarked, "Milkha, you did not run, you actually flew". He gave the title of 'Flying Sikh' to him. Thus, Milkha Singh became popular as the Flying Sikh. He was awarded the Padma Shri Award in 1959 for his achievements in sports. After retirement from the army, he became the Director of Sports in Punjab. He donated all his medals to the nation. His life is a great inspiration for us.



GLOSSARY

1. famous	popular
2. athlete	person trained to compete in sports
3. partition	division
4. witnessed	observed
5. attempt	try
6. convinced	very sure
7. donated	give for a good cause
8. inspiration	motivation



Exercise

I. Let's Answer

A. Answer the following questions

1. Who is Milkha Singh ?

Ans

2. How far was Milkha Singh's school from his home?

Ans

3. What was his achievement at the Common Wealth Games ?

Ans

4. Who gave Milkha Singh the title of 'The Flying Sikh' ?

Ans

B. Fill in the blanks

Abdul Khaliq the Flying Sikh gold medal
Director of Sports Padma Shri

1. Milkha Singh is known as

2. He has won a..... in the Common Wealth Games .

3. He beat the Pakistani runner, in Pakistan.
4. He was awarded the in 1959.
5. He became in Punjab after his retirement from the army.

C. Write True or False

1. Milkha Singh is also known as Little Master.
2. He came to India with his parents after partition.
3. He was awarded the Padma Shri in 1959.
4. He became the Education Minister of Punjab.
5. He donated all his medals to the nation.

D. Make sentences

1. athlete
2. gold
3. India
4. runner
5. popular

E. Match the words under column A with their meanings under column B

A	B
1. popular	games
2. medals	chairman
3. inspiration	gap
4. director	famous
5. distance	awards
6. sports	motivation

II. Vocabulary

A. Identify and write the name of the sport in the given picture

Cricket

Football

Hockey

Basketball

Kabbadi

Kho-Kho

Long jump

Badminton



B. A person who teaches us is called a teacher. What do we call the person who

- 1) sells medicines
- 2) sells vegetables
- 3) mends shoes
- 4) serves food in hotels
- 5) stitches clothes
- 6) deals in gold
- 7) makes furniture
- 8) grows crops
- 9) takes part in race
- 10) treats the sick

doctor	carpenter	goldsmith	cobbler	waiter
green grocer	tailor	chemist	farmer	athlete

III. Language Corner



A. Simple present tense

I _____
You _____
Plural noun _____
(we, they, children etc)

take the first form of the verb

He _____
She _____
Singular noun _____
(Varun, Tina, child...etc)

take the first form of verb+s/es

B. Write sentences from the tables given below in your notebook

I	
We	get up at 6 o' clock.
You	go to school regularly.
They	work hard.
Golu and Meena	

He	
She	gets up at 6 o' clock.
It	goes to school regularly.
Golu	works hard.
Meena	

C. Complete the following sentences with the correct option

(Simple Present Tense)

1. My fatherup early in the morning daily. (get/gets)
2. Henewspaper regularly. (read/reads)
3. Weto school by bus. (go/goes)
4. My mother food for me. (cook/cooks)
5. Iwith my pet every evening. (play/plays)
6. They.....back home at 5.30. (come/comes)

D. Correct the underlined verb using Simple Present Tense and rewrite the sentences

1. Meena plays daily.
.....
2. We eats boiled vegetables.
.....
3. The boys swims in the river.
.....
4. Reena go for a morning walk.
.....
5. My friend climb up the tree very easily.
.....

E. Rearrange the words to make sentences

1. boy good is a he.
.....
2. playing he is football.
.....
3. going are home they.
.....
4. books we many have.
.....
5. lady kind is a grand mother my.
.....

IV.  Listen, Speak and Enjoy. 

A. Tongue Twister

- I saw a saw that could not saw.
- I slit a sheet, a sheet I slit.

B. Commands

- Throw the ring.
- Run to the finish line.
- Hit the ball.
- Pick up the ball
- Jump high.
- Ready Steady Go.

C. Conversation



V. Let's Read

A. Double consonants

butter	summer	funny	pillow
better	middle	sunny	fellow
letter	rabbit	carrot	yellow
bitter	apple	parrot	balloon
little	hammer	cotton	carry
kitten	happy	button	sorry
puppet	hurry	bottle	puzzle

C. Read the following Paragraph

A great batsman, Sachin Tendulkar was born on 24 April 1973 in Maharashtra. He liked cricket since his childhood. He was given the title 'Master Blaster' for his wonderful performance in the field of cricket. He holds several batting



records. He has perfect cricket skills. He was conferred the Arjuna Award in 1994, the Rajiv Gandhi Khel Ratna Award in 1997-98 and the Bharat Ratna in 2013 .

VI. Let's Write



Fill in the blanks using the given words

eleven

friends

captain

games

favourite

My Favourite game

1. I am very good at
2. Football is my game.
3. I play football with my.....
4. We areteam members.
5. I am the of my team.



VII. Value I Learnt



If you are not getting success what will you do

Tick (✓) the right option

1. Loose hope.

2. Be positive.

3. Sit and cry.

4. Try again by putting more efforts.

VIII. Activity 

Collect information and complete the following table

Game	No. of players	Articles needed	Name of famous player
Hockey
Tennis
Cricket
Football
Kabbadi



Think over It

- India is the seventh largest country in the world by area.

Lesson 5

Raja Birbal

Objective

- To enable the students to know about past tense and its usage.
- To develop the quality of problem solving and presence of mind among the students.

New Words

advisor

emperor

throne

charcoal

courtiers

jewel

marble

solution

Pre reading

- Name your favourite friend.
- Who helps you in your problem?
- Have you ever heard a story about problem solving?



Mahesh Das was born in 1528. Later, he became an advisor in the court of the Mughal emperor, Akbar. The Emperor gave him the name - Raja Birbal. He was one of the nine jewels of Akbar. He was known for his wit.

One day the Emperor called his courtiers and said, "I have a problem for you. Whoever solves it will get five bags of gold."

Then, Akbar came down from his throne. He drew a dark, thick line with a piece of charcoal on the marble floor. Akbar stepped back and asked the courtiers to look at the dark line. Everyone looked at the line carefully. The Emperor said, "You have to make this line shorter but you should not touch it. Do not add to it or rub out any part of it."

Everyone was puzzled. No one had the solution. The Emperor turned to Raja Birbal and asked him with a smile, "Can't you think of the answer?"



Birbal smiled. He took the piece of charcoal and drew another line, next to the line Akbar had drawn. It was longer than the first one. Akbar's line had thus become shorter.

The Emperor Akbar was impressed, "You are the cleverest in the court."

Exercise



I. Let's Answer

A. Answer the following questions

1. Who was Raja Birbal?

Ans:.....

2. When was Birbal born?

Ans:.....

3. What was his original name?

Ans:.....

4. How did Birbal solve the problem ?

Ans:.....

5. Was the Emperor impressed with Birbal's answer?

Ans:.....

B. Make sentences from the words given below

1. Emperor

2. throne

3. advisor

4. dark

5. charcoal

6. floor

C. Match the following

A

1. Akbar
2. Birbal
3. Charcoal
4. Mahesh Dass

B

- Birbal's other name
- line was drawn with it
- the Mughal Emperor
- Akbar's advisor

D. Write whether the following statements are True or False.

1. Mahesh Das was born in 1728.

2. Birbal drew a circle on the floor.

3. Birbal was not known for his wit.


4. Akbar gave a problem to solve.

5. Birbal was not able to solve the problem.

6. Birbal was one of the nine jewels of Akbar's court.

II. Vocabulary

Write the names of different seasons



III. Language Corner

A. We use the Past tense of the verb to talk about something that happened in the past.

Here are some action words that express the past

come	came
give	gave
dance	danced
play	played
pull	pulled

write	wrote
take	took
talk	talked
wash	washed
cook	cooked



While comparing Present with Past teacher will revise form of verbs and will give more examples as given below.

Present

today, now

1. I play.
2. They go.
3. We eat banana.
4. Preet works hard.

Past

yesterday, then/past time

- I played.
- They went.
- We ate banana.
- Preet worked hard.

B. Complete each sentence by changing the verb in bracket () to past tense.

1. He painted the house. (paint)
2. My sisterhard for exams. (work)
3. Sara my bag. (pack)
4. The trainat the station. (stop)
5. Motherme hot food. (serve)
6. Ramin Delhi. (live)
7. Ithe almirah. (open)

8. Grandmother cookies for me. (bake)
9. Sachincricket for India. (play)
10. Sita a flower. (pluck)

C. Edit the following paragraph by selecting suitable pronouns and rewrite it.

Sonu and Jyoti were siblings. One day (he/she they) returned from school. (He/ She/ They) were very hungry. Jyoti went straight into the kitchen. There (he/it/she) saw a cat. (He/She/It) was drinking the milk from the pan. Jyoti shouted and called (her/ my/ him) father.

.....

.....

.....

.....

D. Fill in the blanks with has/have

1. He a beautiful dress.
2. We done our duty.
3. She a warm jacket.
4. They finished the pending work.

5. Neelu colourful balloons.
6. The train arrived.
7. I polished my shoes.
8. My motherbaked a cake for me.

E. Rewrite the following to make negative form of sentences as

He is going to hospital.

He is not going to hospital.

1. They are in the room.

.....

2. She is a good singer.

.....

3. Manu is an obedient boy.

.....

4. It was a busy day.

.....

5. Boys were making a noise.

.....

6. He was watching a movie.

.....

F. Convert the following sentences into Interrogative sentences.

1. He is dancing.

Is he dancing ?

2. He is speaking the truth.

.....

3. They were not in the room.

.....

4. My sister has won the match.

.....

5. The stars are shining.

.....

6. He was going to the market.

.....


7. You are doing your duty.

.....

8. They were making a noise.

.....

IV.  Listen, Speak and Enjoy 



A. Listen to the sounds of words. Repeat after your teacher.

court

fort

touch

much

wit

pit

born

torn

nine

fine

look

took

drew

grew

light

fight

V. Let's Read



Read the following words carefully and feel the sound of letter 'a' and 'e'

boar

bore

wore

roar

core

store

soar

more

score


oar

tore

explore

The Foolish Bear

One day, a bear felt hungry. So, he came out of his den to look for food. The bear went to the river to catch some fish. He stood by the river and saw enough fish to eat. He caught a small fish, but then he thought, "This is too small fish to fill my stomach. I must catch a bigger fish." So, he let off the small fish and waited for some time.



Then again a small fish came and he let it go thinking that the small fish would not fill his belly. This way he caught many small fish, but let all of them go off. By sunset, the bear had not caught any big fish. He slowly began to feel tired. At the end he remained empty stomach and thought, "All those small fish, together would have filled up my belly, but now it was too late." He remained hungry that day.

MORAL: Something is better than nothing.

VI. Let's Write

Let us learn how to write an Application

Suppose you are Ramandeep . You are studying in Govt. Elementary school Moga. You are ill and cannot go to school. Write an application to the Head Teacher of your school requesting leave for one day.

The Head Teacher
Govt. Elementary School
Moga

Madam

I am ill. I cannot come to school. Kindly grant me leave for one day.

Thanking you.

Yours obediently

Ramandeep

Class 5A

December 13,20.....

VII. Value I Learnt

Problems can be made smaller with the use of wisdom.

What should we do when we face a problem?


Choose all the right options (✓)

We should

- | | |
|--------------------|------------------------|
| 1. try to solve it | 4. cry or shout |
| 2. ignore it | 5. apply some logic |
| 3. loose our heart | 6. discuss with others |

VIII. Activity 

A. Try to count squares and triangles in the figure



B. Colour the picture



Think over it

- While solving a problem one should spend more time on thinking about the problem.
- Logic will get you from point A to point B but imagination will take you everywhere.

Lesson 6

Bank-Our Need

Objectives

- To develop a set of core vocabulary and expression in simple conversation.
- To make the students aware about bank and the services provided by it.

New Words

bank	possible	withdraw	extra
curious	lend	deposit	cheque book

Pre reading

- Do your parents go to a bank ?
- Why do they go to a bank ?
- Have you ever visited a bank ?

Aman's father is going to the office. His mother asks his father to pay the electricity bill.

Father: I'm very busy. I have a meeting today.

Mother: Today is the last date to pay the bill.

Father: OK. I will try. (After using his mobile phone). I have paid the bill.

Aman has been watching all this and is very curious to know how his father has paid the bill. In the evening, he asks his father about it.

Aman: Papa, you did not go to the Electricity office but you paid the bill. How is it possible?.

Father: I paid the bill using net banking facility.

Aman : Oh! What is net banking facility? Please tell me.



Father: Ok, listen. A bank is a safe place where we can save our money. It receives money from those who want to save it and lends money on interest to those who need it.

Aman: Can we get back our money?

Father: Yes, of course. It depends upon the type of account we choose. From saving account, we can withdraw money whenever we need.

Aman: Why should we deposit money in the bank?

Father: In a bank, our money is always safe. A bank also pays us some extra money called interest for our deposit.

Aman: How does bank remember all these?

Father: Every bank has computers which keep all the records. Whenever we deposit or withdraw money, the employees of the bank maintain a record of all the withdrawals and deposits in the computer.

Aman: How can we withdraw money?

Father: The bank issues us a cheque book. We can withdraw money using a cheque leaf, withdrawal slip or ATM card.

Aman: Papa, what is ATM card?

Father: ATM card is used to withdraw money at any time even when the bank is not working.

The bank also issues a credit card with which we can transfer money to make payments as I did in the morning. The bank provides us a locker also to keep our valuables.

Aman: How can I open an account in the bank?

Father: You can open an account by providing an identity proof like the Aadhar card and your latest photograph to the bank.

Aman: Papa, a bank really helps us a lot.

Father: You are absolutely right, dear.

Glossary

1. bank	a place where we can deposit and withdraw money.
2. curious	eager
3. receive	collect
4. withdraw	take out
5. benefit	advantage
6. passbook	a book issued by a bank to an account holder.
7. chequebook	a book of printed cheques
8. transfer	shift
9. payment	an amount paid or payable
10. valuable	precious

Exercise

I. Let's Answer



A. Answer the following

1. What is a bank?

Ans:.....

2. How can we withdraw money on a holiday?

Ans:.....

3. What is ATM card?

Ans:.....

4. Which things can be kept in the locker?

Ans:.....

5. What is needed to open an account?

Ans:.....

B. Fill in the blanks with the suitable words given in the box

pass book

net banking

money

interest

credit cards

safe

1. A bank is a.....place to deposit our money.

2. The extra money paid by bank on deposits is called..... .

3. is issued by the bank.

4. Aman's father has paid the electricity bill by usingfacility.

5. Bank lendsto the needy people.

6. We can do purchasing by using..... too.

C. Write (T) for true and (F) for false

- 1. Bank keeps our money safe.
- 2. ATM card cannot be used on a holiday.
- 3. We can use cheques for making payment.
- 4. Pass book keeps one's record of transactions.
- 5. We cannot take personal locker in a bank.

D. Who said the following

- 1. "I am very busy today"
- 2. "Today is the last date"
- 3. "Oh! What is net banking facility?"
- 4. "How can we withdraw money?"

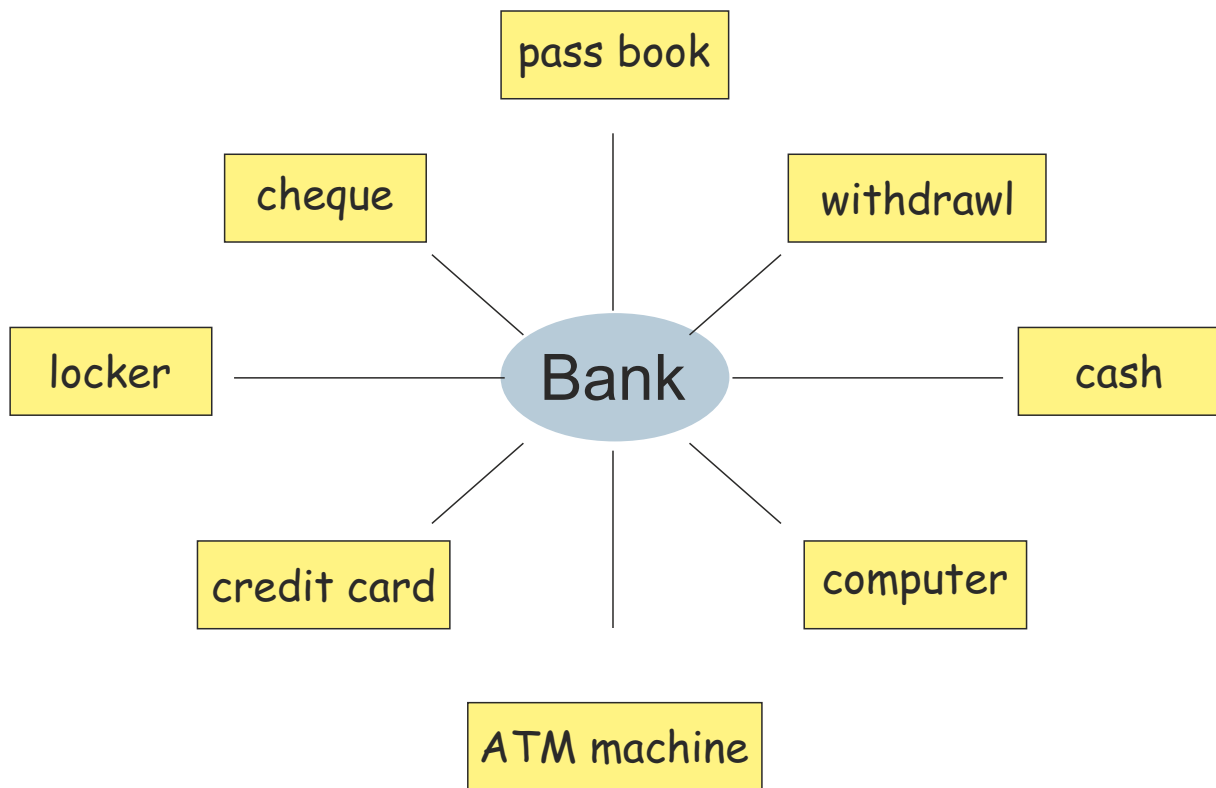
II. Vocabulary 

A. Label the following picture by using given words

Monitor Keyboard Mouse C.P.U. Camera



B. Let's learn the words related to bank




C. Means of Communication

Complete the words related to means of communication.

1. r a o
2. n e w p p e r
3. t e p o n e
4. f x
5. l e e r
6. i n e r n t
7. t e l v i i o n
8. e - a i l

III. Language Corner



A. Read the following sentences

- Ranjit will come tomorrow.
- She will call him in the evening.
- They will meet us next month.

The tense that refers to the time yet to come is called Simple Future Tense.

This tense uses the helping verbs ,will or shall and the first form of the verb.

- I **shall** help you.
- He **will** come tomorrow.

B. Rewrite the following sentences after changing into Simple Future Tense

(1) I play cricket.

.....

(2) They help me.

.....

(3) He helps me.

.....

(4) She sings Punjabi songs.

.....

(5) The peon rings the bell.

.....

(6) We play in the evening.

.....

(7) Radha makes noise in the class.

.....

(8) We water the plants in the evening.

.....

(9) My mother bakes tasty cakes.

.....

(10) I buy story books from Jalandhar.

.....

C. Choose the correct form of the Verb

(1) We shall to school tomorrow.

(a) go (b) gone (c) went

(2) The girls will.....a song.

(a) sang (b) sing (c) sung

(3) I shall him.

(a) help (b) helped (c) helping

(4) They willfootball.

(a) played (b) play (c) playing

(5) She willyou.

(a) called (b) call (c) calling

D. Comprehension

Hari went to the market with his father. They went to ATM. Hari's father put his debit card into the machine. Then some figure came on the screen. He selected the option to withdraw money. ATM machine asked for his PIN. He entered his PIN. Then, some options appeared on the screen. He selected the required options. Money popped out of the machine. His father counted the money .Hari was surprised to see this. Then, they went to the market to buy sweets and clothes.



Answer the following questions

- (1) Where did Hari go with his father?
- (2) What did his father select on the screen of the ATM machine?
- (3) What did they buy?

Complete the following sentence

- (1) He entered his _____.
- (2) Write the opposites of
some
- in



IV. Listen, Speak and Enjoy (Riddles)



- (1) I have a neck but not a head and I wear a cap. Who am I?
- (2) I am one in China, two in Indonesia, three in Philippines, none in Japan. What am I?
- (3) You eat me. I am neither planted nor ploughed. I am the son of water, but if water touches me, I die. Who am I?
- (4) I have three eyes but cannot see. Who am I?
- (5) I am an insect. Half of my name is another insect. What am I?
- (6) I'm tall when I'm young and short when old?
- (7) I have hands but I cannot clap. Guess who am I?
- (8) I'm just like you, wherever you go, I go with you. Sometimes I lead, sometimes I follow you. Who am I?

Answers

- (1) bottle (2) letter 'I' (3) salt (4) traffic light (5) beetle
(6) candle (7) clock (8) shadow

V. Let's Read



Read the following words having silent letters



l

pal**m**

cal**m**

hal**f**

cal**f**

tal**k**

wal**k**

fol**k**

b

com**b**

lamb

bomb

num**b**

thumb

climb

lim**b**

g

light

fight

sight

high

sign

begin

foreign

k

knife

knee

knit

know

knight

knock

knob



h

ache

echo

hour

honest

white

while

where

t

watch

witch

castle

fasten

listen

often

soften

w

two

wrong

wrap

wrapper

write

writer

wrist

VI. Let's Write



A. Write a few lines on 'My School' using given words

students teachers rooms office
liabrary kitchen shed playground

.....
.....
.....
.....
.....

B. Arrange the following sentences in a proper sequence (How to withdraw money from a bank?)

1. Show the passbook to the cashier and give withdrawal slip.
2. Go to the bank.
3. Collect cash from the cashier.
4. Fill withdrawal slip.
5. Cashier enters the transaction details into the computer.

VII. Value I Learnt



A. A bank is useful

1. to save money
2. to deposit/withdraw money
3. to save valuables
4. to lend money

B. Make your own piggy bank using an empty container.
Develop the habit of saving money.

VII. Activity. 

1. Teacher will try to arrange a trip to a nearby bank to provide practical knowledge about how a bank works.
2. Teacher will teach the students how to fill cheques and withdrawal slips.

Bank Name IFSC CODE xxxxxxxx	Date <input type="text"/>
Pay _____	Or Bearer
Rupees _____	To Pay <input type="text"/>
<input type="text"/> A/c No.	Signature
"000000" 0000000000: 000000"	

Cheque

Withdrawal slip

Checking, Savings, Money Market Access account number	Withdrawal Slip
<input type="text"/>	<input type="text"/>
Date	<input type="text"/>
Name (please print)	<input type="text"/>
Bank Street Address City, State 12345	Signature (sign in presence of bank teller)



Think over it

- India has the highest number of bank branches in the world over 1.3 lakh.

Lesson 7

Global Warming

Objectives

- To teach the students how to express things or characters in good or bad way through use of adjectives.
- To enable the students to know about global warming and develop a sense to save the environment.

New Words

global

warning

vehicles

trap

stubble


pollution

harmful

eradicate

Pre reading

- Name the planet on which we live?
- Where do we get oxygen from?
- What will happen if all the trees are cut ?



Cutting of trees is giving us a warning,
That there is an increase in global warming.
It's increasing day by day, we all are aware,
To control it, we really don't care.

The Burning of stubble is doing pollution,
And we haven't still found any solution.
Use of vehicles is increasing day by day,
Out of which harmful emissions are finding way.

High use of fertilizers has raised Earth's temperature.
Which is, indeed, a threat to Mother Nature.
Our life will soon become a dreadful hell,
And on this planet, it'll be difficult to dwell.
Now we should find solution for global warming,
to make earth worth living, for generations coming.

Glossary

1. global warming	increase in temperature of the earth
2. stubble	dry stalks left after harvesting
3. emission	throwing out
4. fertilizers	chemicals used to make the soil rich
5. harmful	very bad

Exercise



I. Let's Answer

A. Fill in the blanks

global warming difficult temperature
cutting of trees day by day

1. is giving us a warning.
2. High use of fertilizers has raised earth's
3.is a burning topic.
4. Use of vehicles is increasing
5. On this planet it will be to dwell.

B. Write the rhyming words used in the poem

Eg: warning warming
.....

.....

.....

.....

.....

D. Write True or False

1. We should cut more and more trees.
2. We should use less fertilizers.
3. Rise in temperature will make our life happy.
4. We should get our vehicles checked at specific intervals.


F. Complete it

1. The burning of stubble is doing pollution,
.....
2. Use of vehicles is increasing day by day,
.....

II. Vocabulary 

Nature

A. What all do you see in the picture?



- 1.....
- 2.....
- 3.....
- 4.....
- 5.....
- 6.....
- 7.....
- 8.....

B. Write the names of some birds in the given space



.....




.....




.....


Birds



.....



.....




.....




.....


III. Language Corner




Look at the pictures and fill in the blanks with a suitable describing word:



a mango




a flower




a tree



a ice cream



a car



a elephant

Such describing words are called **adjectives**. These words describe a noun or a pronoun.

A. Underline the adjectives in the following sentences

1. My mother cooks tasty food.
2. This painting is very colourful.
3. The elephant is a huge animal.
4. We should eat fresh fruits.
5. An old man was sitting on the bench.

B. Degrees of Adjectives

- Sometimes, adjectives are used to compare two or more Nouns/Pronouns.
- Every adjective has three degrees-Positive Degree, Comparative Degree and Superlative Degree.
- The comparative degree is usually formed by adding -er and the superlative by adding -est to the positive degree.



tall



taller



tallest



hot



hotter



hottest

Examples

Positive

Comparative

Superlative

good

better

best

bad

worse

worst

brave

braver

bravest

clever

cleverer

cleverest

early	earlier	earliest
hot	hotter	hottest
tall	taller	tallest
old	older	oldest
soft	softer	softest
small	smaller	smallest
short	shorter	shortest
sweet	sweeter	sweetest
wise	wiser	wisest
thin	thinner	thinnest
high	higher	highest
young	younger	youngest
beautiful	more beautiful	most beautiful
important	more important	most important

Note: Always use 'the' before superlative degree.

C. Complete the following sentences by using the correct degrees of the adjectives given in the brackets

1. Jaspreet is.....than Rajan. (taller/tallest)
2. She is.....than my mother.(older/old)
3. She is thegirl of our class.(better/best)

4. I am an.....worker.(efficient/most efficient)

5. A dog is.....than a rabbit.(big/bigger)

D. Complete the sentences using suitable articles a, an, the.

1. I am reading..... book.

2. He is.....honest man.

3.Red Fort is in Delhi.

4. Speak..... truth.

5. Don't tell.....lie.

6.bird is flying in..... sky.

7. My cousin is..... doctor.

8.astronaut can go to.....moon.

9.earth goes round sun.

10.window is made of glass.

11. There is.....apple and.....banana on..... plate.

12. Look at..... blackboard.

E. Punctuate and rewrite the following paragraph

manu wanted to see a lion. dad took her to the zoo. manu saw a lion in the cage. she also saw monkey tiger fox and zebra in the zoo she was very happy to see all the animals in the zoo

.....

.....

.....

.....

IV. Listen, Speak and Enjoy

A. Tongue Twister

1. Purple paper people
Purple paper people
2. Sanjeev's sixth sheep is sick
3. Double bubble gum bubbles double

B.

Rhyme

Father up above




Oh! my eyes what you see ?
There is father up above.
Looking down with tender love.
So, be careful, what to see.

Oh! my ears what you hear ?
There is father up above.
Looking down with tender love.
So be careful, what to hear.

Oh! my hands what you do ?
There is father up above.
Looking down with tender love.
So, be careful, what to do.

Oh! my feet where you go ?
There is father up above
Looking down with tender love.
So, be careful, where to go.

V. Let's Read



A Man and his Son

One day a man was going to the market with his son and ass. They met a couple on the way. "Why walk when you have an ass to ride?" called out the husband, "Seat the boy on the ass." "I would like that," said the boy, "Help me up, Father." Soon they met another couple. "How shameful of you!" cried the woman, "Let your father ride. Won't he be tired?" So, the boy got down and the father rode the ass. Again they marched on. "Poor boy", said the next person they met, "why should the lazy father ride while his son is walking?" So, the boy got onto the ass too. As they went on, they met some travellers. "How cruel of them! They are up to kill the poor ass," cried one of the travellers. Hearing this, the father and the son got down. Now they decided to carry the ass on their shoulders. As they did so, the travellers broke into laughter. The laughter frightened the ass. It broke free and galloped away.

MORAL: You cannot please everyone.

VI. Let's Write



A. Imagine you are Ranjit studying in Govt. Elementary school, Mansa and you have lost your pencil box. Write a notice about it for the notice board of your school.

Govt. Elementary School, Mansa

NOTICE

November 18, 20__


Lost! Lost! Lost!

This is to inform you that I have lost my pencil box in the play ground. It is black and red in colour. Anyone who finds it, please return it to the undersigned.

Ranjit
Class 5

B. Make a list of the things that we get from trees.

1.
2.
3.
4.
5.
6.
7.



Picture Composition



C. Look at the picture carefully and write five sentences about it.

1. There are.....
- 2.....
- 3.....
- 4.....
- 5.....

VII. Value I Learnt



Ways to save the Mother Earth

1. Grow more trees.
2. Use paper bags and say no to polythene.
3. Do not pollute the water.
- 4 Do not pollute the air.

VIII. ACTIVITY



1. Draw a poster titled- 'Save Trees'.



2. Germination of seeds.

Take a small pot or bowl. Fill it half with fertile soil . Sow any seed according to the season. Water the bowl everyday.

Note: The teacher will help the students to do this activity. She will motivate the students to take care of their plants. The best plant will win its owner a prize.



Think over it

- Two mature trees can supply enough oxygen annually to support a family of four.

Lesson 8

A Glimpse From History

(1857 AND AFTER)

Objectives

- To indicate the connection between two time periods, thus giving knowledge about tenses.
- To make the students aware about the freedom fighters and their sacrifices for independence.

New Words

glimpse	attain	independence	cannon
ordinary	discourage	spectator	stature

Pre reading

- When did India get Independence ?
- Can you name some freedom fighters of India ?
- Have you ever heard about 'Kuka Movement' ?

The year 1857 was not an ordinary year. The people of India everywhere were angry with the British Rule. They were burning with a desire to throw the British rulers out of India and attain independence. The British government was very powerful. But this did not discourage the fighters for freedom. They were out on the path of revolt, struggle and war.

Satguru Sri Ram Singh ji, born and educated at Bhaini Sahib, Punjab, was not a silent spectator. He organized a group of his followers. He formed a party known as 'Sant Khalsa'. This sect later developed into the great historic 'Kuka Movement' of the Namdhari Sikhs. In 1872, the Kuka Sikhs attacked Malerkotla where Mr. Cowen was the British officer incharge of the town. After the attack on Malerkotla, sixty-six Kuka Sikhs surrendered themselves.



Cowen was a very cruel and heartless officer. He ordered that all these Kuka Sikhs be blown off with the help of cannons. The Kuka Sikhs bravely faced the cannon fire on their chests. They sacrificed their lives for the sake of the freedom of their motherland.

One Namdhari Sikh, named Waryam Singh, from village Mehraj, district Bhatinda was too short in stature to reach the level of the cannon's mouth. He was so brave that he collected some pebbles and stood upon them and then challenged the British officer to fire. Another boy Bishan Singh, from village Rarh, district Mansa was twelve years old. He was cut to pieces because he caught hold of the beard of the British officer, Mr. Cowen. Such was the great spirit of these fighters for freedom. How can their memory ever die? The entire nation will always be proud of them. We bow our heads to these great martyrs who laid down their lives in courage and glory.

Glossary

1. glimpse	quick look
2. ordinary	normal
3. attain	achieve
4. independence	freedom
5. spectator	onlooker
6. surrounded	enclosed
7. cruel	inhuman
8. cannon	mounted gun
9. stature	height
10. pebbles	stones
11. courage	bravery
12. glory	fame

Exercise



I. Let's Answer

A. Answer the following questions

1. Which was not an ordinary year?

Ans:.....

2. Who was angry with the British Rule?

Ans:.....

3. What did the people of India want?

Ans:.....

4. Where was Satguru Sri Ram Singh ji born?

Ans:.....

5. Who was the incharge of the town?

Ans:.....

6. Who sacrificed their lives and why?

Ans:.....

B. Make sentences using the words given below.

1. history

2. officer

3. rulers

4. freedom

5. powerful

6. nation

C. Write True or False

(a) 1857 was not an ordinary year.

(b) The British Government was not very powerful.

(c) Sixty-six Kuka Sikhs surrendered themselves.

(d) Mr.Cowen was an Indian officer.

(e) Waryam Singh collected some pebbles, stood and upon them challenged the Britishers to fire.

II. Vocabulary



A. Categorize the following festivals into National and Religious.

Onam	Holi	Independence day
Dussehra	Baisakhi	Christmas day
Republic day	Eid	Diwali
Gandhi Jyanti	Rakhi	Lohri

National Festivals

.....

.....

.....

.....

Religious Festivals

.....

.....

.....

.....

B. Match the synonyms (same meanings)

1. daily	obtain
2. important	sign
3. symbol	conceal
4. get	useless
5. hide	everyday
6. irrelevant	essential

C. Match the antonyms (opposites)

- A**
1. ordinary
 2. discourage
 3. complete
 4. start
 5. present
 6. happy

- B**
- encourage
special
finish
incomplete
unhappy
absent

III. Language Corner



A. Read the following sentences

1. Neha sings.
Neha sings sweetly.
2. It rains.
It rains heavily.

Words that tell us more about Verbs are Adverbs. Words 'sweetly' and 'heavily' are **Adverbs**.

B. Change the following Adjectives into Adverbs.

- neat
brave
easy
final
slow
soft
bright
careful
kind
happy

C. Fill in the blanks with correct Adverb

1. The tortoise moved..... (slow/slowly)
2. The sun shines very..... (brightly/ bright)
3. The children are playing..... (happily/ happy)
4. They won the dance competition..... (easily/ easy)
5. Meena knocks the door..... (softly/ soft)
6. Always cross the road..... (careful/ carefully)
7. Neeru writes..... (neat/ neatly)

D. From each sentence, write the Verb and the Adverb that describes the Verb in the space provided.

1. The tortoise walks slowly.
2. The mason builds a wall skillfully.
3. We can solve the sums quickly.
4. Tommy and Gimmy sing happily.
5. My grandmother speaks softly.

	Verb	Adverb
1.	<input type="text"/>	<input type="text"/>
2.	<input type="text"/>	<input type="text"/>
3.	<input type="text"/>	<input type="text"/>
4.	<input type="text"/>	<input type="text"/>
5.	<input type="text"/>	<input type="text"/>

E. Tick the correct words using Simple Present Tense.

- (1) Birds (fly/ flies) in the sky.
- (2) The baby (cry /cries) for milk.
- (3) Monu (love/ loves) chocolates.
- (4) Our school (open/ opens) at 9 o'clock.
- (5) The teacher (teach/ teaches) us English.
- (6) My friend (write/ writes) poems.
- (7) They (grow/ grows) fruits.
- (8) We (enjoy /enjoys) playing cards.
- (9) I (eat/ eats) fresh fruits.
- (10) The boys (sing/ sings) well.

F. Fill in the blanks with suitable Prepositions

1. My uncle knocked the door. (on/at)
2. Rohan jumped..... the pond. (in/into)
3. We will meet you..... Monday (at/on)
4. They will watch the show..... 7.p.m. (on/at)
5. He was absent school. (at/from)
6. I do not agree you. (at/with)

G. Punctuate the following sentences

1. meenu is my best friend
2. renu ravi manu and aman are my classmates
3. he said to me i love my india
4. where are you going
5. how beautiful the picture is

H. Now, rewrite the following sentences, replacing the nouns wherever possible with the pronouns given in the brackets.

1. Raju is a shopkeeper. Raju sells toys. (he)
Ans.....
2. Heena is an expert dancer. Heena is dancing. (she)
Ans.....
3. Human beings are living. Human beings breathe air.(they)
Ans.....
4. The mangoes looked ripe. The mangoes were sour. (they)
Ans.....
5. The Indian team arrived in England. The Indian team won the match (it)
Ans.....



IV. Listen, Speak and Enjoy



V. Let's Read



Read the following sentences

1. My **son** cannot sit in the **sun**.
2. I can **write** the **right** answer.
3. Send the **mail** to the **male** members.
4. I wish to **see** the **sea**.
5. He may **not knot** the tie.
6. He **would** buy **wood** from me every Sunday.
7. Put the **whole** pipe in the **hole**.
8. **Our** team has an **hour** only.
9. We will go **to two** places.
10. They will stay **in** an **inn**.

VI. Let's Write



Imagine you are Manjit. Your address is House No. 104, Phase 7, Mohali. Your birthday falls on20..... Draft an invitation for your friend Jaspreet, to invite him/her on your birthday party.

Invitation

Date



Time.....

Venue

Dear Jaspreet

You are invited to attend my birthday party .
We will have great fun.

.....

VII. Value I Learnt 


We should serve our country with full devotion and respect our freedom fighters.

VIII. Activity 

A. Find the given qualities from the grid

peace	d	n	s	t	o	e	g	m	n	s	b
bravery	f	t	r	e	s	p	e	c	t	x	r
respect	h	m	i	l	g	h	y	r	s	t	a
courage	o	d	n	a	p	e	a	c	e	u	v
love	n	h	g	t	f	g	e	l	m	c	e
honesty	e	b	w	i	s	d	o	m	l	f	r
wisdom	s	e	c	m	z	s	i	g	m	d	y
	t	s	e	l	o	v	e	b	n	h	q
	y	g	d	r	c	o	u	r	a	g	e

B. Draw/colour our National Flag and Write it's name.



Think over it

- History is essential to a nation and its citizens. Without reading history we will not know about our heroes and their heroic deeds.

Chapter 9

Safe Circle

Objective

- To help the students to develop communication skills and to express ideas.
- To make the students aware about the different ways of protecting themselves.

New Words

touch

backyard

disappointed

similarly

explained

belongs

uncomfortable


remember

Pre reading


- Do you feel safe in the company of your parents or alone?
- When do you feel unsafe ?
- Do you know what is good or bad touch ?


Sonia, a six year old girl was playing in the backyard of her house. She saw a beautiful butterfly. She tried to catch it but could not, and was disappointed. She came to her mother.

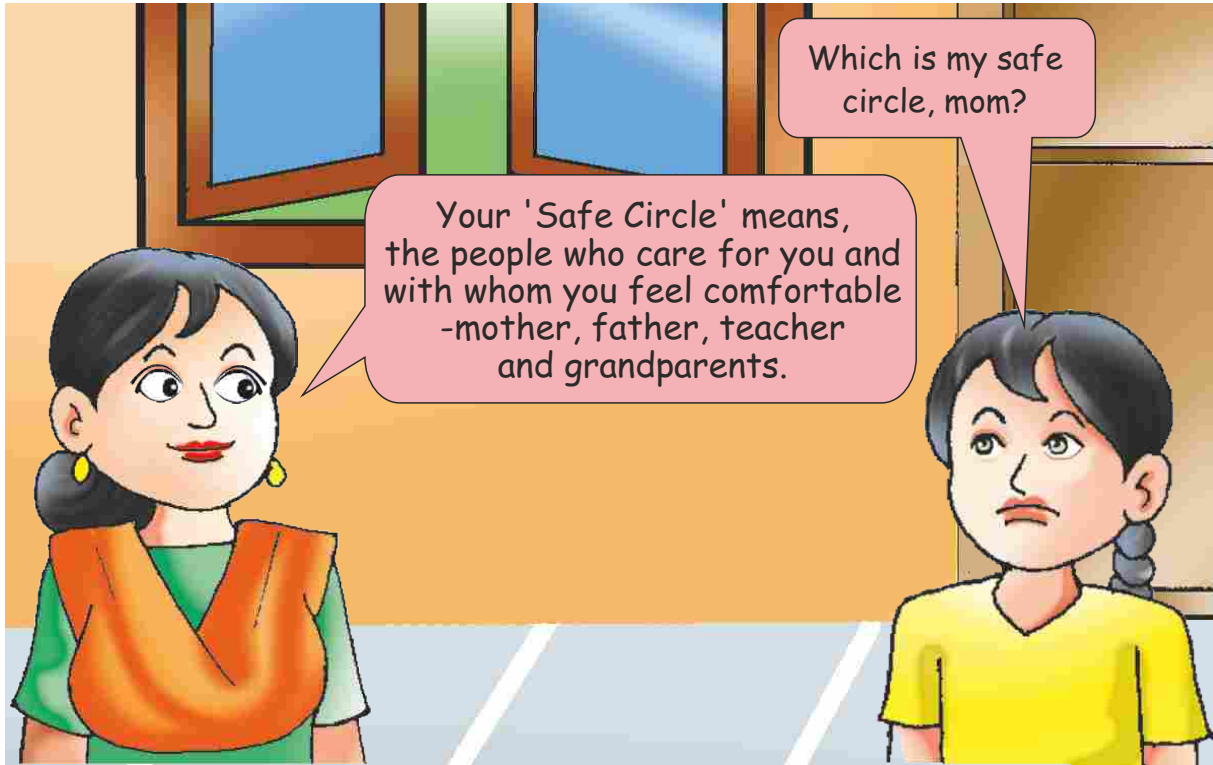












Glossary

disappointed	very sad
explained	give details
backyard	area nearby house
uncomfortable	not feeling easy
consists	made up of

Exercise

I. Let's Answer



A. Answer the following

1. How old was Sonia?
Ans:
2. Why was Sonia sad?
Ans:
3. Why did the butterfly fly away?
Ans:
4. What is a bad touch?
Ans:
5. Which is a safe circle?
Ans:

B. Make sentences with the following words

1. butterfly
2. daughter
3. body
4. teacher
5. happy

C. Choose the correct option and write the answer in the space given below

1. Sonia tried to catch

(a) a dog

(b) a butterfly

(C) a bird

Ans:

2. If someone touches us and we feel bad

(a) that is a normal touch.

(b) that is a good touch.

(c) that is a bad touch.

Ans:

3. When mother hugs Sonia

(a) she feels comfortable and good.

(b) She hates it.

(c) She feels bad.

Ans:

4. If somebody makes me uncomfortable

(a) I would go with him.

(b) I would run to my safe circle.

(c) I would talk with him.

Ans:

II. Vocabulary



A. Read the following words. Underline the words which come under the title Public places and write them in the space given.

money	driver	computer	hospital
students	bank	zoo	pilot
park	player	airport	market
office	driver	college	marriage
school	bus-stand	animals	garden

.....
.....
.....
.....

B. Correct the spellings

- | | | | |
|--------------|-------|-------------|-------|
| 1. sefe | | 6. daughtar | |
| 2. houes | | 7. mather | |
| 3. betterfly | | 8. touche | |
| 4. Sonea | | 9. gud | |
| 5. circal | | 10. teecher | |

C. Contractions

Read the following

I will

I am

You are

We will

Could not

is not

I have

Does not

Let us

Have not

Should not

She will

I'll

I'm

You're

We'll

Couldn't

isn't

I've

doesn't

let's

haven't

shouldn't

she'll

III. Language Corner



A. Write the plural form of the noun in the space and complete the sentence.

1. I brush my everyday. (tooth)
2. The are running. (mouse)
3. are dancing. (child)
4. A few went inside the room. (man)
5. Many were injured. (Person)
6. The are shining in the sky. (star)

B. Find out the adjectives from the story. Write comparative and superlative degree.

Adjective	Comparative degree	Superlative degree
1.
2.
3.
4.
5.
6.
7.

C. Write two adjective to describe each of the following nouns.

1. ice cream	sweet	tasty
2. dress
3. book
4. stone
5. hair
6. building

D. Substitution table

Make sentences using correct form of verb and write in you notebook

I		
They	play	football.
She	read	newspaper daily.
We	go	for a morning walk.
You		

E. Conjunctions

The words which are used to join two words group of words, sentences or phrases are called conjunctions.

e.g. Raj and Manjit are friends.

Wait till he comes.

I am tall but he is short.

F. Underline the joining words in the following sentences

1. You are wise but he is an idiot.
2. Ravi is fat as well as lazy.
3. Minu and Aman are friends.
4. Sudesh is rich and nice.
5. Montu can't go to school because he is ill.
6. Man proposes but God disposes.
7. Run fast or you will miss the train.
8. He is weak still he is doing well.

9. We eat so that we can stay healthy.

10. They are playing and shouting.

G. Fill in the blanks with the conjunctions given in the box

as well as, but, because, or, unless, for, and, so, still, until

(1) I have two cows _____ a goat.

(2) I want to thank her _____ the beautiful gift.

(3) Renu is tall _____ her sister is short.

(4) He went to the doctor _____ he was sick.

(5) Wait here _____ I get back.

(6) He is rich _____ honest.

(7) The girl has lost her book _____ she is crying.

(8) You will not score good marks _____ you work hard.

(9) He is poor _____ he is happy.

(10) Will you take tea coffee?

H. Read the underlined words and put them in their respective column.

I have a beautiful doll. I call it fairy. It has blue eyes.

Vipan, my brother has bought it for me from Chandigarh.

My family also likes it very much. I play with it.

I. I comb its hair very softly.

Noun	Pronoun	Verb	Adjective	Adverb
.....
.....
.....
.....

IV. Let's Read 

Read aloud the following words

chain	peach
chart	reach
check	beach
chest	teach
chair	touch
chill	branch
cheat	march
cheap	much
chalk	lunch
chief	

V. Apostrophe



1. This is my **brother's** car.



2. It is **David's** house.

3. She is **Rita's** mother.



4. That is his **cousin's** school

VI. Let's Write



Write a few lines on 'My Teacher'

.....

.....

.....

.....

.....

VII. Value I learnt



If any stranger is making you uncomfortable what will you do?

Tick (a) all the correct options

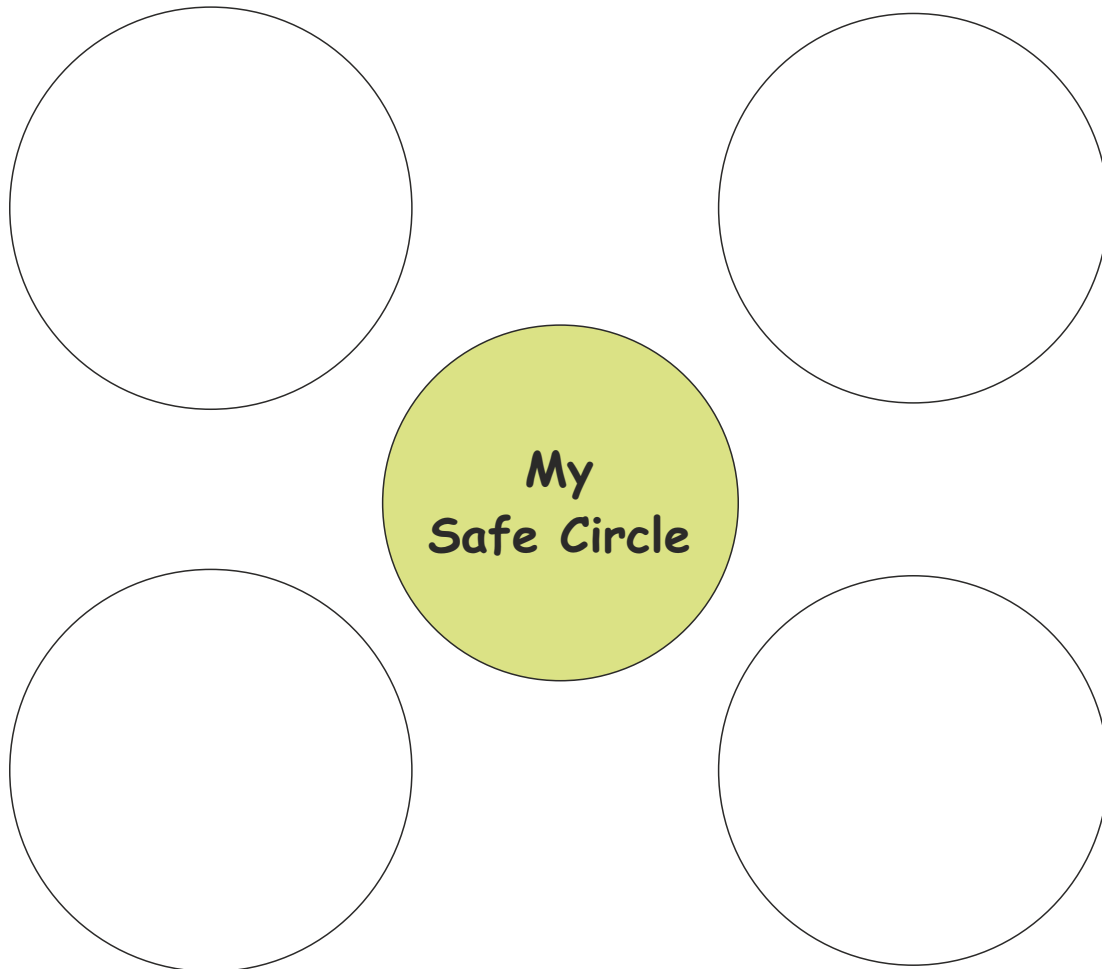
1. run away from that place
2. shout loudly
3. talk to the stranger
4. will not react
5. talk to your parents
6. talk to your teacher
7. will not disclose to anyone

<input type="checkbox"/>
<input type="checkbox"/>
<input type="checkbox"/>
<input type="checkbox"/>
<input type="checkbox"/>
<input type="checkbox"/>
<input type="checkbox"/>

VIII. Activity



Write names and paste picture of your safe circle.



Think over it

- I should never keep secrets that make me feel bad or uncomfortable.
- If someone asks me to keep a secret that makes me feel bad or unsafe. I must tell an adult in my safe circle straight away!