


RAINBOW

(ENGLISH CLASS III)



ਸਰਵ ਸਿੱਖਿਆ ਅਭਿਆਨ

ਪੜ੍ਹੋ ਸਾਰੇ ਵਧੋ ਸਾਰੇ

ਸਿੱਖਿਆ ਅਤੇ ਭਲਾਈ ਵਿਭਾਗ, ਪੰਜਾਬ ਦਾ ਸਾਂਝਾ ਉਪਰਾਲਾ



Punjab School Education Board

Sahibzada Ajit Singh Nagar

© Punjab Government

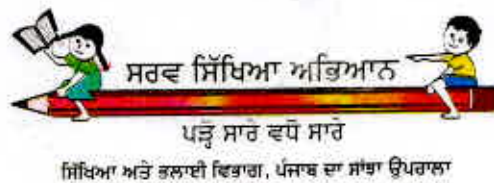
Edition : 2018-19 2,43,408 copies

All rights, including those of translation, reproduction and annotation etc., are reserved by the Punjab Government.

Co-ordinator : Surabhi Jaikwal
Cover design : Manjit Singh Dhillon

WARNING

1. The Agency-holders shall not add any extra binding with a view to charge extra money for the binding. (Ref. Cl. No. 7 of agreement with Agency-holders).
2. Printing, Publishing, Stocking, Holding or Selling etc., of spurious Text-books qua text-books printed and published by the Punjab School Education Board is a cognizable offence under Indian Penal Code.



ਇਹ ਪੁਸਤਕ ਵਿਕਰੀ ਲਈ ਨਹੀਂ ਹੈ।

Published by : Secretary, Punjab School Education Board, Vidya Bhavan Phase-8 Sahibzada Ajit Singh Nagar-160062 & Printed by M/s Tanya Graphics, Jalandhar.

Foreword

The Punjab School Education Board has always focussed on imparting quality education and information to the students of the state. The English language is of humongous global significance. Therefore, the curriculum is so designed that our students do not lag behind as far as the proficiency in English is concerned. Keeping in view this need, PSEB is all set to improve the teaching and learning of English at Primary school level.

The present book has been prepared under the guidance of Director Academics, Punjab School Education Board. The book has been developed as per recommendations of NCF 2005, PCF 2013 and Learning outcomes issued by NCERT. The goal of writing this book is attainment of basic proficiency and development of language into an instrument of knowledge acquisition. Through this book, efforts have been made to teach English in a meaningful context which is input rich and drawn from the immediate environment.

Hopefully the readers of this book will find it an interesting read. However, the comments and suggestions for improvement are welcome from the teachers and readers of the book.

Chairman
Punjab School Education Board

TEXTBOOK DEVELOPMENT COMMITTEE

• WRITERS

1. Neelam Kumari, G.P.S. Rurka, S.A.S. Nagar
2. Gurpreet Kaur, G.P.S. Safera, Patiala
3. Harjit Kaur, G.P.S. Raipur Kalan, S.A.S. Nagar
4. Kavita Sabharwal, G.P.S. Kang, S.B.S. Nagar
5. Neelamjeet Kaur, G.P.S. Daryapur, S.B.S. Nagar
6. Rishma Sharma, G.P.S. Jaura Pippal, Amritsar

• VETTERS

1. Kuldip Kumar Varma, S.C.E.R.T., Punjab
2. Navneet Kaur, S.C.E.R.T., Punjab
3. Amritpal Singh, English Master, G.H.S. Bagga Kalan, Amritsar
4. Sandeep Sharma, English Master, G.H.S. Cheecha, Amritsar

ABOUT THE BOOK

Every educational system has certain objectives which aim at bringing about desirable changes in pupil. To achieve this objective NCF 2005, PCF 2013 and Learning outcomes issued by NCERT provides the framework for making syllabi, textbooks and teaching practices within school education program in Punjab. The framework defines clear and high standards to be achieved by all students.

English language being the second language of students in Punjab needs an immense foregrounding of children, emphasising equally on listening, speaking, reading, writing and creative skills. Rainbow English III has been designed to help learners to learn English without any burden. The content have been selected taking into consideration the learning level and age group of the students for whom it is meant.

This series include exhaustive resource material to meet the need of up-to-date language leaning. This series covers a whole range of stories and poems related to wisdom, nature, books, value education and knowledge. Every lesson is structured in the following manner.

Objective : Although every chapter has more than one objective still main objective is given.

New Words : This part contains some words for the purpose of reading and dictation.

Main content : This part offers a wide range of literary material including stories, poems and informational essays

Think and Answer : This section gives opportunity to evaluate the comprehension skills of students. Questions (subjective as well as objective) are based on text.

Vocabulary : This section gives a wide variety of vocabulary related to various areas. This adds on to the word bank of students.

Language corner : It ensures that students build up the ability to use various grammatical concepts and rules appropriately.

Listen, Speak and Enjoy : This section not only develops the ability to communicate effectively in different situations. But also the ability to respond, comprehend and react to what he/she hears.

Reading Practice : This section works on learner's reading skills. It's not about just reading but an easy way to improve their language skills and is important to develop their fluency.

Writing Task : This section helps students to write in a systematic and organized way. It also helps to improve creative writing skills.

Value I learnt : This section imparts social and moral value education to students. This helps them making better citizens of our country.

Activity Time : It develops self-learning skills among the learners. Activities also help them to develop ability to work in pair and in groups.

Sr. No.	Lesson	Objective	Listening and Speaking skills	Reading and writing skills	Activity
1.	Me and My Family (Prose)	To make the students familiar with relations	To listen and speak vocabulary related to relations and counting (Numbers names).	To read and write about family members concept of nouns, pronouns and gender.	To write name and age of family members. To prepare an Identity card.
2.	A Visit to a Park (Prose)	To enable the students to describe things and events.	To listen and speak about days of the week.	To read and write words from visual images, concept of articles and use of is/am/are.	Make a list of items for Picnic.
3.	Trees (Poem)	To enable the child to enjoy poem and make them aware of importance of trees.	To listen and speak simple conversation.	To read and write about importance of trees and use of was/were.	To draw a flower.
4.	The Clock - My Friend (Prose)	To inculcate habits of punctuality and making them aware of importance of time.	To listen and speak vocabulary about time through poem and tongue twister.	To read and write about Months, Seasons and Prepositions.	To prepare a Time-table and colour the picture of a clock
5.	A Bear and a Rabbit (Story)	To develop communication skills. To enact/role play.	To listen and speak rhyming words and to follow commands.	To read and write rhyming words and punctuation.	To draw a cartoon.

Sr. No.	Lesson	Objective	Listening and Speaking skills	Reading and writing skills	Activity
6.	Lazy Param (Story)	To inculcate habits related to personal hygiene.	To listen and speak vocabulary related to verbs and healthy habits.	To read and write words, phrases and sentences based on cleanliness, concept of verbs and use of has/have	Images related to good habits.
7.	The Swing (Poem)	To make them cherish the beauty of nature.	To listen, speak and enjoy poem about nature.	To read and write about a joyful experience of nature, Opposites and describing words.	To grow a plant in a pot.
8.	Going to Market	To introduce new vocabulary through market scene.	To listen and speak new words used in daily life.	To read and write words having blends and digraphs.	Trace the path from home to school. Word formation.



CONTENTS

Lesson 1 :	Me and My Family	1-12
Lesson 2 :	A Visit to A Park	13-24
Lesson 3 :	Trees	25-34
Lesson 4 :	The Clock - My Friend	35-44
Lesson 5 :	A Bear and A Rabbit	45-55
Lesson 6 :	Lazy Param	56-66
Lesson 7 :	The Swing	67-75
Lesson 8 :	Going to Market	76-88



Lesson 1

Me and My Family

Objective

- To develop listening, speaking, reading and writing skills. To make the child familiar with relations.

New Words

- years
- class
- music
- holy
- uncle
- help
- kind
- joint family
- shopkeeper
- newspaper
- hospital
- homemaker

I am Ravi.

I am eight years old.

I study in class three.

I live in a joint family.



Meet my family



He is my grandfather.

He is sixty-nine years old.

He is a shopkeeper.

He likes to read newspaper.

She is my grandmother.
She is sixty-five years old.
She is very kind.
She likes to read holy books.



He is my father.
He is forty years old.
He is a doctor.
He likes to help the poor.

She is my mother.
She is thirty-five years old.
She is a homemaker.
She likes to cook.



He is my uncle.
He is thirty-eight years old.
He is a pilot.
He is fond of music.

She is my aunt.
She is thirty-four years old.
She is a nurse.
She works in a hospital.



He is my brother.
He is ten years old.
He studies in class five.
He likes to play cricket.



She is my sister.
She is seven years old.
She studies in class two.
She likes to play with doll.



This is my pet.
Its name is Bob.
It is very faithful.
It likes to play with ball.



I. Think and Answer

A. Tick the right option for Ravi's family

1. Grandfather is a _____

(a) student



(b) nurse



(c) shopkeeper



2. Father is a _____

(a) pilot



(b) doctor



(c) teacher



3. My aunt is a _____

(a) singer



(b) actress



(c) nurse



B. Match the following

1. grandfather

(a) thirty-eight years

2. Ravi

(b) thirty-five years

3. father

(c) sixty-nine years

4. uncle

(d) eight years

5. mother

(e) forty years

6. sister


(f) seven years

C. Fill in the blanks

1. Ravi's grandmother likes to _____.
2. Ravi's aunt works in a _____.
3. Ravi's father likes to _____.
4. Ravi's pet likes to _____.
5. Ravi's brother likes to _____.

D. Ravi's Family

See the picture and write the relations of the members





II. Vocabulary

A. Write one to twenty in words




- | | |
|-----------|-----------|
| 1. _____ | 11. _____ |
| 2. _____ | 12. _____ |
| 3. _____ | 13. _____ |
| 4. _____ | 14. _____ |
| 5. _____ | 15. _____ |
| 6. _____ | 16. _____ |
| 7. _____ | 17. _____ |
| 8. _____ | 18. _____ |
| 9. _____ | 19. _____ |
| 10. _____ | 20. _____ |

ten	one
three	eight
fourteen	six
five	eleven
thirteen	nine
seven	two
four	twelve
fifteen	sixteen
eighteen	twenty
nineteen	seventeen



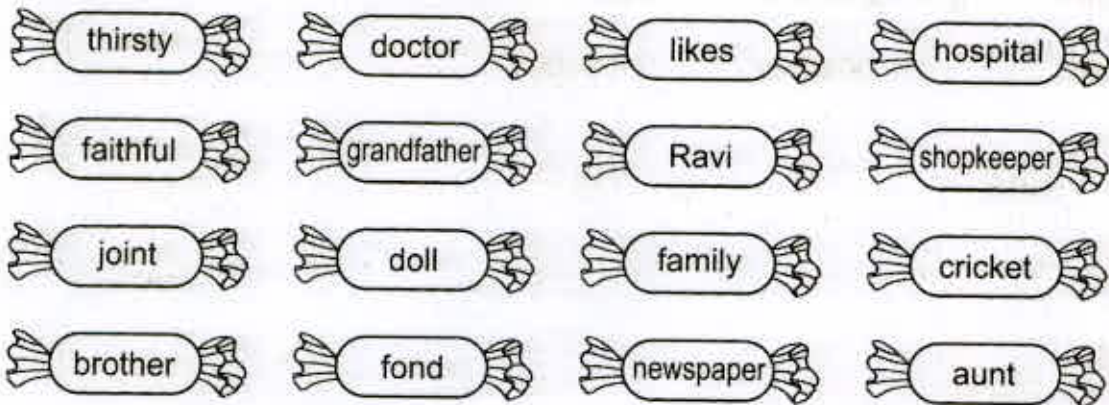
III. Language Corner

Look at the pictures and words written on the blackboard.



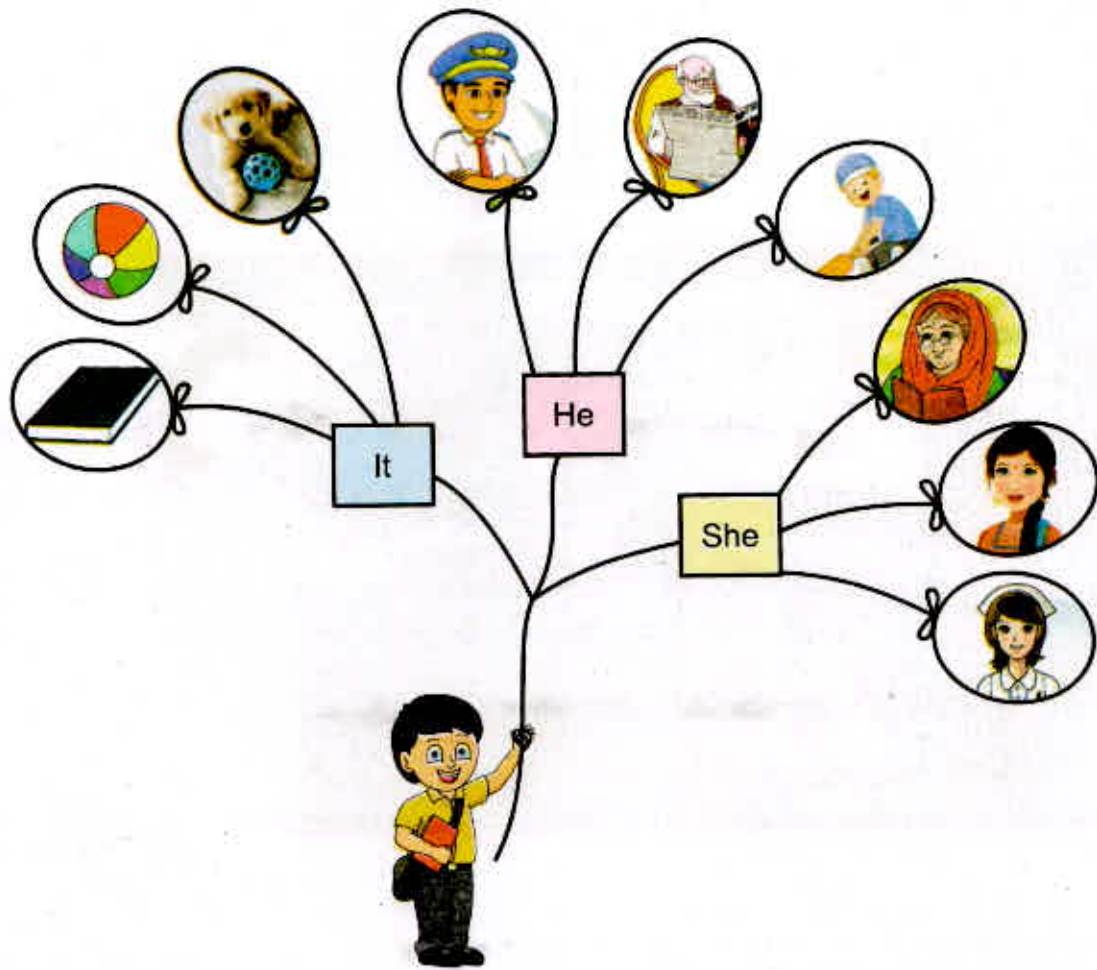
Such words are naming word

A. Colour the candies with naming words



Naming words are nouns

B. Pronouns



Pick the words and write in the correct column

doll grandmother aunt uncle brother book
pet grandfather mother

She

1. _____
2. _____
3. _____

He

1. _____
2. _____
3. _____

It

1. _____
2. _____
3. _____

C. Change the gender

1. boy 

girl 

2. he _____

3. man _____

4. uncle _____

5. father _____

6. brother _____

7. grandfather _____



IV. Listen Speak and Enjoy

Skip Counting

Skip count, skip count, count by 2's

Skip count, skip count, count by 2's

We can count to 20.

2, 4, 6, 8, 10, 12, 14, 16, 18, 20

Skip count, skip count, count by 5's

Skip count, skip count, count by 5's

We can count to 50.

5, 10, 15, 20, 25, 30, 35, 40, 45, 50.

Skip count, skip count, count by 10's

Skip count, skip count, count by 10's

We can count to 100.

10, 20, 30, 40, 50, 60, 70, 80, 90, 100.

5

10

15

20

25

30

35

40

45

50



V. Reading Practice

th

the	with
this	cloth
that	other
then	mother
those	rather
there	father
these	brother

wh

who
why
what
when
which
where
whom



VI. Writing Task

A. Write about yourself

- (a) My name is _____.
- (b) My father's name is _____.
- (c) My mother's name is _____.
- (d) I read in _____.
- (e) I am _____ years old.

(f) I study in _____ school.

(g) I like to play _____.



VII. Activity

A. Write name and age of your family members in the given space :

grandfather

Name : _____

Age : _____

grandmother

Name : _____

Age : _____

father

Name : _____

Age : _____

mother

Name : _____

Age : _____

brother

Name : _____


Age : _____

sister

Name : _____

Age : _____

B. Fill your I-card and paste your picture in the given space

Name : _____	
Age : _____	
Class : _____	
School : _____	
Phone Number : _____	



Fact

We cannot live without family.
Family is our strength.



Lesson 2

A Visit to a Park



Objective

- To enhance the vocabulary of the students and to develop the descriptive skills.

New Words

- | | | | |
|----------|------------|-----------|------------|
| • park | • today | • holiday | • bright |
| • swing | • bicycle | • middle | • chirping |
| • nectar | • fountain | • sipping | • slides |



Today, it is Sunday. The day is bright. Bittu and his friends are going to the park. They reached the park at 9:00 a. m. They are very

happy. Preet is riding his new bicycle. Vicky and Veena are flying a kite. Sumit and Bittu are enjoying slides. Komal is enjoying the swings.

There is a big tree in the middle of the park. Birds are chirping on it. A lady and a baby are sitting on a bench near the tree. Some children are playing football. There are many kinds of flowers. Butterflies and bees are sipping nectar from the flowers. The gardener is watering the plants. A fountain is running. A duck and its ducklings are swimming in the pool. All are having great fun.



I. Think and Answer

A. Answer the following questions

1. Who is riding a bicycle ?

Ans. _____

2. What is Komal doing ?

Ans. _____

3. Where is the tree ?

Ans. _____

4. Who are playing football ?

Ans. _____

5. What is the gardener doing ?

Ans. _____

B. Rewrite the following words in alphabetical order

Vicky Komal Preet Sumit Veena Bittu

C. Match the name of birds with pictures

1.

crow



2.

sparrow



3.

peacock



4.

parrot



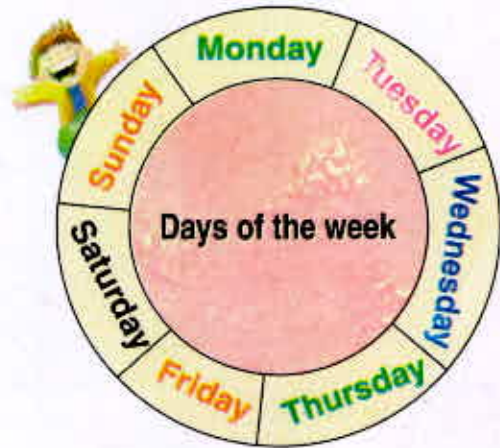


II. Vocabulary

A. Read the name of the days and write in the given space

Days of the week

- _____
- _____
- _____
- _____
- _____
- _____
- _____



III. Language Corner

A. Make a list of nouns from the text and read aloud

For example : Veena, kite



- _____
- _____
- _____
- _____
- _____



- _____
- _____
- _____
- _____
- _____

B. Use of a/an



Note for the teacher : Use of *a/an* depends on the beginning sound of the word not the actual letter. Words beginning with consonant sound take 'a' as article and the words beginning with vowel sound take 'an' as article.

Examples

- a book 
- a table 
- a uniform 

- an orange 
- an umbrella 
- an hour 

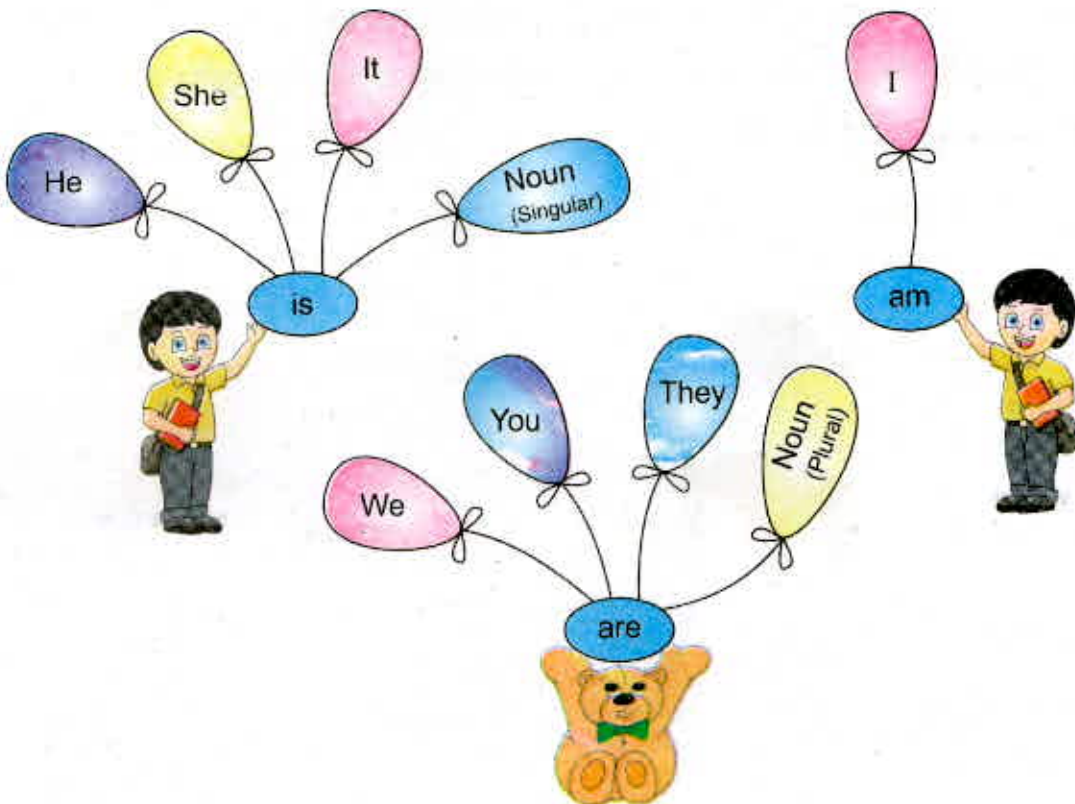
C. Write a/an before the words given below

- | | | |
|-----------------|-----------------|--------------|
| ball | eagle | onion |
| owl | tiger | banana |
| ice-cream | aeroplane | queen |

D. Fill in the blanks with a / an

- (1) This is fruit shop.
- (2) We can ride elephant.
- (3) There is ink pot.
- (4) I have pencil and eraser.
- (5) This is computer.

E. Use of is / am / are



F. Make sentences using the grid

I		
She	is	
They	am	jumping
You	are	

1. _____
2. _____
3. _____
4. _____

G. Make sentences

I		
Vijay and Vivek		sleeping
Parul and Priya	is / am / are	clapping
Simran		eating
All		

1. _____
2. _____
3. _____
4. _____
5. _____



IV. Listen Speak and Enjoy

Rhyme

Sunday, Monday, Tuesday too,
Wednesday, Thursday just for you.
Friday, Saturday that's the end,
Now let's say those days again.



V. Reading Practice

A. Read Aloud

t

butter

better

bitter

letter

battle

cotton

button

d

add

teddy

middle

riddle

ladder

sudden

hidden

b

rubber

ribbon

bubble

rabbit

pebble

cabbage

cobbler



VI. Writing Task



A. Write words for the following pictures

(a)



(b)



(c)



(d)



(e)



B. See the picture and frame sentences



(a) The girl is sitting on a swing.

(b) _____

(c) _____

(d) _____

(e) _____

(f) _____

C. Write the following sentences in cursive form

(a) Today is Sunday.

(b) A fountain is running.

(c) A quick brown fox jumped over the lazy dog.



VII. Value I learnt


Save the nature and enjoy it.



VIII. Activity

A. Make a list of items you will carry for a picnic

Jump, skip
jog and run.
In the park
Oh what fun!



B. How should we behave in a park ?

Tick (✓) all the correct options

- 1. Do not pluck flowers.
- 2. Shout loudly.
- 3. Use dustbin.
- 4. Disturb others.



Fact

Plants give us oxygen.



Lesson 3

Trees




Objective

- To enable the students to enjoy the poem and to make them aware of the importance of trees.

New Words

- | | | | |
|-----------|-----------|----------|---------|
| • harm | • grow | • spread | • shade |
| • gather | • boughs | • words | • beams |
| • morning | • evening | • hold | • touch |



Trees are the kindest things I know,
They do not harm they simply grow.
They spread shade for sleepy cows,
They gather birds among their **boughs**.

boughs : strong branches of tree

They are first when the day's begun,
To touch the beams of morning sun.
They are last to hold the light,
When evening changes into night.

—Harry Behn



I. Think and Answer

A. Write True or False

- (a) Trees give us fruit and wood.
- (b) Trees do not grow.
- (c) Trees harm us.
- (d) Trees give us shade.

B. Match the rhyming words

- | | |
|------------|---------|
| 1. know | evening |
| 2. light | grow |
| 3. morning | night |

C. Find these words in the grid

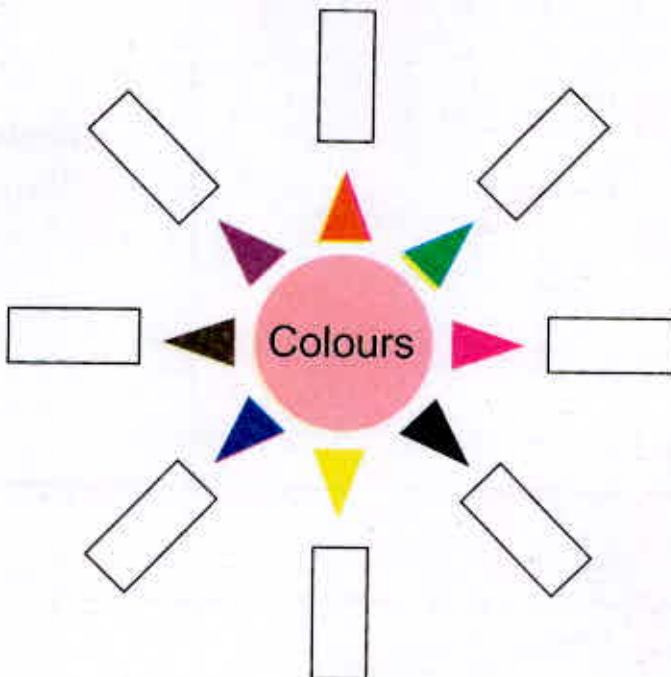
1. harm
2. boughs
3. spread
4. grow
5. morning
6. night
7. shade

m	s	p	r	e	a	d	o	p
o	b	o	u	g	h	s	l	h
r	k	h	a	r	m	e	n	b
n	l	u	k	s	i	q	i	s
i	t	g	f	h	y	n	g	y
n	k	r	t	a	o	y	h	a
g	b	o	c	d	t	s	t	e
t	o	w	h	e	d	q	b	r



II. Vocabulary

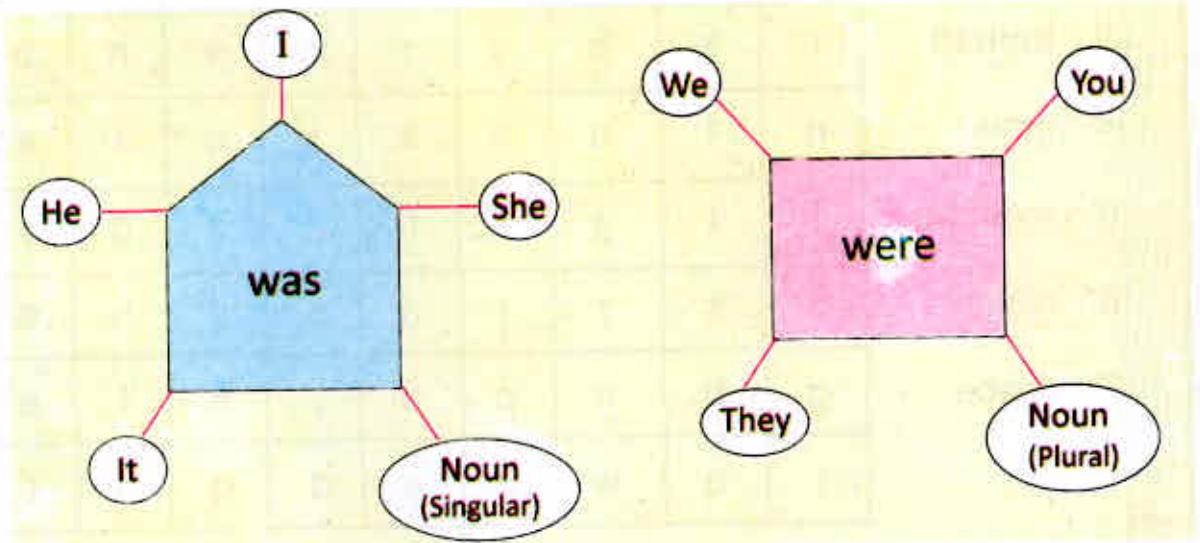
Write the name of colours in the given space





III. Language Corner

A. Use of was / were



B. Make sentences

I		
We	was	
You		
They		sleeping
He	were	
She		
Cow		
Birds		

1. _____

2. _____

3. _____
4. _____
5. _____
6. _____
7. _____
8. _____

C. Rewrite the following sentences by replacing **is/are with **was/were****

Example : The leaves **are** green.

The leaves **were** green.

1. Birds are chirping.

2. The sun is shining.

3. The cow is sleeping.

4. The flowers are fresh.

5. The roots are dry.

D. Join and write

- | | |
|---------------|----------|
| 1. hold | 1. _____ |
| 2. help | 2. _____ |
| 3. grow + ing | 3. _____ |
| 4. touch | 4. _____ |
| 5. spread | 5. _____ |



IV. Listen Speak and Enjoy

A. Rhyme

One little flower
One little bee,
One little blue bird
High in the tree,
One little brown bear
Smiling at me.



B. Conversation



How are you ?

I am fine.



What are you doing?

I am reading.



What are you reading ?

I am reading a newspaper.



Note for the teacher : Give more practice of conversation.



V. Reading Practice

A. Silent letters



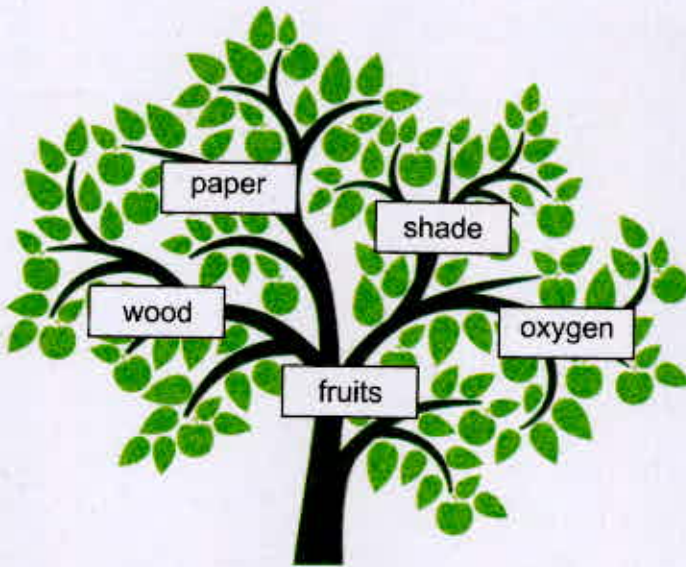
B. Let's learn how to spell r in following words

rat	arm	car
ring	farm	bear
rest	alarm	chair
rose	charm	thier
read	dark	water
road	bark	letter
rope	park	paper
round	shark	flower

Note for Teacher : Teacher will help the students to pronounce the above words correctly.



VI. Writing Task



Make sentences using above words

1. Trees give us wood.

2. _____

3. _____

4. _____

5. _____




VII. Value I learnt

We should grow more trees.



VIII. Activity

Draw your favourite flower and colour it



Fact

Peepal tree gives us oxygen
day and night.



Lesson 4

The Clock - My Friend



Objective

- To enhance the vocabulary and the four language learning skills.
- To tell the students the importance of time and punctuality.

New Words

- | | | | |
|----------|--------------|------------|-----------|
| • clock | • discipline | • follow | • respect |
| • value | • know | • punctual | • stop |
| • advise | • strikes | • uniform | • parents |

My classmate, Anmol is again late today. The teacher has warned him so many times. Even his parents tell him to value time. But he never bothers.

Mrs. Manjit, our English teacher, taught us that time never stops. It goes on and on and a clock helps us to know time. Time is precious. It is even more valuable than money. It cannot be recalled back. So we should respect time. She advised us to have a clock in our room. She also guided us to prepare a time table with the help of the clock and follow it.



I told her that I have a big 'Grandfather clock' in my room. It helps me to be punctual and gives a tick-tick sound. In the morning, it rings at 6:00 a.m. and wakes me up. I brush my teeth and take bath. I put on my school uniform and get ready for the school. My mother serves me breakfast.

When the clock strikes 7:30 a.m., my school bus arrives. I board it and reach the school on time. At 2 o'clock in the afternoon, I come back home and meet my clock again. In the evening, at 5:00 p.m., its hands tell me to go out and play. At 9 o'clock, it is time to say 'Good night' and go to bed.

Thanks to my friend 'the clock'. It helps me to follow the time table and to be disciplined. Even my friend should have a clock. I will gift it to him. Then, he would never be late for school.



I. Think and Answer

A. Answer the following questions

1. Who is late for school?

2. Who is the narrator's English teacher?

3. How does a clock help us?

4. What would the narrator gift to his friend ?

B. Show the time in the clock

1. It is three o'clock.



2. It is five o'clock.



3. It is nine o'clock.



II. Vocabulary

A. Write the names of the months of the year



1. _____

7. _____

2. _____

8. _____

3. _____

9. _____

4. _____

10. _____

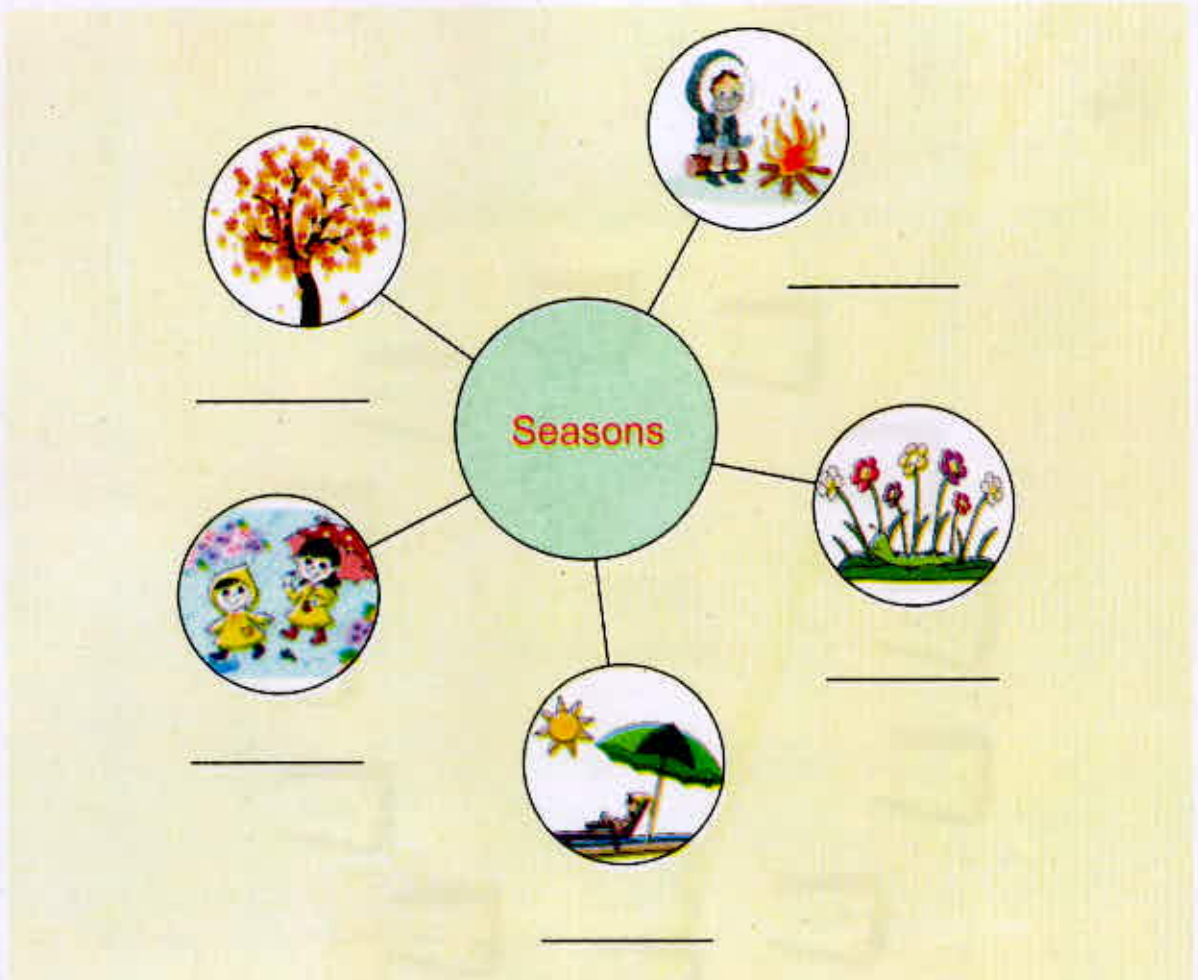
5. _____

11. _____

6. _____

12. _____

B. Write the name of seasons in the given space





III. Language Corner

Prepositions



in



on



between



under



behind



in front of

A. Match the pictures with correct prepositions



- on
- under
- behind
- in front of
- between
- near

B. Fill in the blanks with the help of picture

in on near between under

1. The apple is _____ the book.



2. The spoon is _____ the glass.



3. The bag is _____ the chair.



4. The trees is _____ the hut.



5. The ball is _____ the boxes.



IV. Listen Speak and Enjoy

A. Tongue Twister

Tick-Tock, Tick-Tick Tack

B. Conversation

1. Is it a bottle ?

Yes, it is.



2. Is it a lion ?

No, it is a rabbit.



C. Conversation Practice

1. Is it a bird ?



2. Is it a zoo ?



3. Is it a teddy ?



4. Is it a ribbon ?





V. Reading Practice

Sixty seconds make a minute.
Sixty minutes make an hour.
Twenty four hours make a day.
Four weeks make a month.
Twelve months make a year.

60
24
4
12



VI. Writing Task

A. Look and write the time









B. Make your time table

At Home

1	I get up at	a.m.
2	I go to school at	a.m.
3	I come back home at	p.m.
4	I play at	p.m.
5	I sleep at	p.m.

In the School

1	Morning assembly	
2	English period	
3	Lunch break	
4	Library period	
5	Games period	
6	Last bell	



VII. Value I learnt

Be Punctual.





VIII. Activity

Colour the given picture



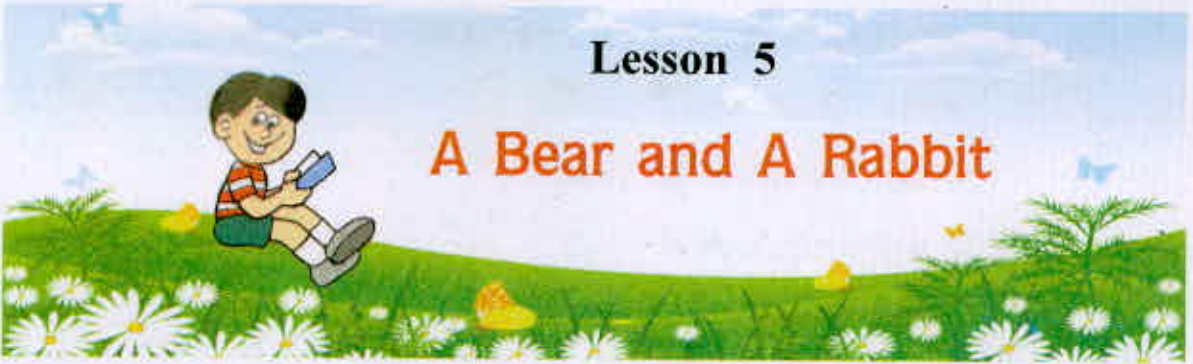
Fact

Time never stops.



Lesson 5

A Bear and A Rabbit



Objective

- To develop communication skills and to inculcate moral values in students.

New Words

- | | | | |
|-----------|----------|----------|----------|
| • rest | • pear | • cave | • rabbit |
| • friend | • burrow | • jungle | • hunter |
| • digging | • hungry | • leaves | • honey |



There was a bear who lived in a cave in a big jungle. One day, he was taking rest near a pear tree. The day was very sunny. There came a rabbit, his name was Bunny.

- Bear** : Oh dear! Come here and have a green pear.
- Bunny** : Why ? I am not a parrot.
- Bear** : Then, What do you like?
- Bunny** : I like carrot. And you?
- Bear** : I like honey.
- Bunny** : Ok ! Where do you live?
- Bear** : I live in a cave. And you?
- Bunny** : I live in a burrow.
- Bear** : Well, who is your best friend?
- Bunny** : No one.
- Bear** : Even I do not have any friend.
- Bunny** : Then, let's be friends.
- Bear** : Ok !

From that day they became good friends and spent good time. One day the rabbit saw a hunter in the jungle, digging a pit on the way to bear's cave and covering it with leaves. He went quickly to tell his friend about the trap.



Bunny : Listen, my friend, there was a hunter. I saw him digging a pit.

Bear : Oh ! Stop joking.

Bunny : No ! No! It's true.

Bear : I am feeling hungry. I am going to find honey.

Bunny : Stop ! Stop! Don't go there. There is a pit among the bushes.

Bear : Please don't waste my time.

The rabbit tactfully threw a stone to show the pit to his friend. In this way, he saved his friend's life.

Bear : Thank you, dear. Sorry, I didn't listen to your advice. You have proved that you are my best friend. It is right that a friend in need is a friend indeed.



I. Think and Answer

A. Answer the following questions

1. Who was taking rest?

2. Who likes carrot?

3. Where does the rabbit live?

4. Who was digging a pit?

5. Where was the pit?

B. Write True or False

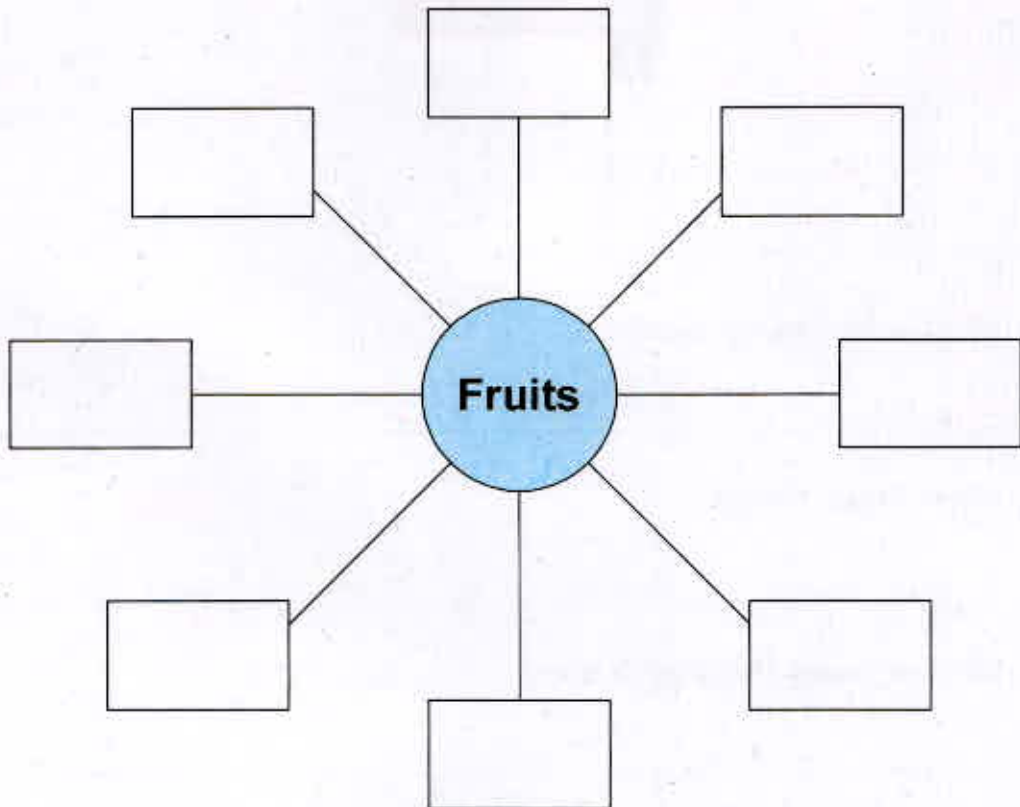
- 1. The bear was sleeping in the cave.
- 2. Bunny was a mouse.
- 3. The rabbit liked carrot.
- 4. Hunter were digging a pit.

Four pink rectangular boxes for marking answers.



II. Vocabulary

Write down name of Fruits



A. Read and understand

← **Opposites** →

1. near

far

2. day

night

3. here

there

4. sweet

sour

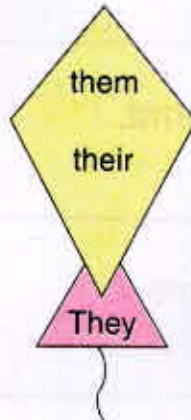
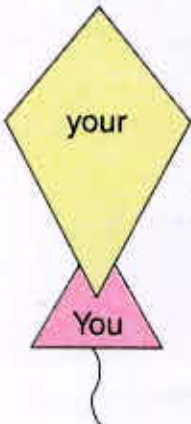
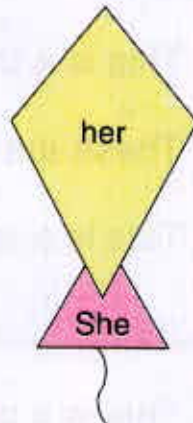
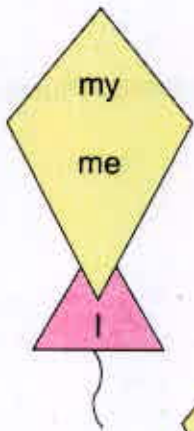
5. open

close



III. Language Corner

A. Pronouns



A. Read the following passage carefully

A bear was taking rest near a tree. A rabbit came there. His name was Bunny. The bear asked him to come near and eat pear. But Bunny did not like pear. He said that he liked carrot. The bear said, "I like honey". "Would you like to be my friend?" said the rabbit. "Yes", said the bear. And they became good friends.

Underline the pronouns in above passage and write in given space

1. _____

2. _____

3. _____

4. _____

5. _____

6. _____

7. _____

B. Change the number

1. This is a tree.



These are trees.



Singular	Plural
This	These
That	Those

2. This is a rabbit.

3. This is a carrot.

4. This is a cave.

5. That is a burrow.
-

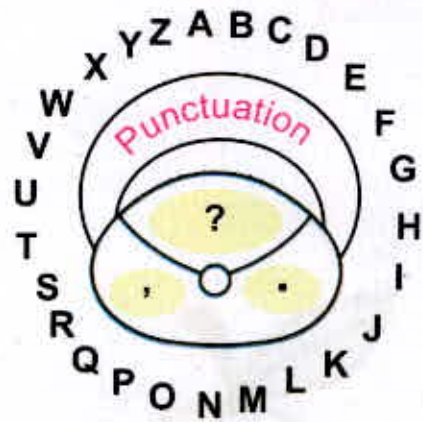
Note for Teacher : Give oral practice of conversation 'What is this? What are these?'

C. Punctuation

Note for Teacher : Tell the students about punctuation marks (.) (,) and capital letter and their use.

Punctuate the following sentences

- 1 i am not a parrot
- 2 thank you dear
- 3 the honey is sweet
- 4 where do you live
5. my name is bunny



IV. Listen Speak and Enjoy

A. Rhyme

Jerry Calls Harry,
Give me a berry.
Oh, Yes I will,
Oh, Yes I will.
I also want cherry,
Will you give me cherry?
No, I will not.
No, I will not.



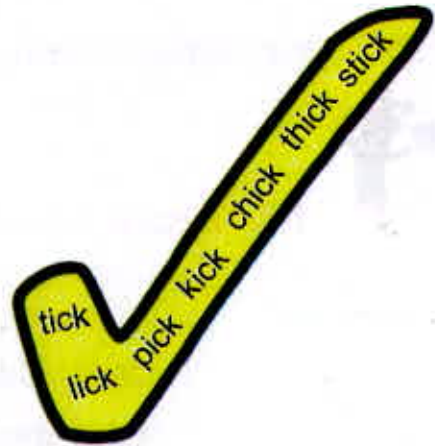

B. Do as I say

- Sit properly.
- Make a queue.
- Open your books.
- Switch on the fan.
- Give me your book.
- Look at the blackboard.



V. Reading Practice

A. Read Aloud




B. Circle the odd one out

1. rain, brain, rack, chain, plain
2. tick, year, kick, click, thick
3. pear, gear, tear, again, near



VI. Writing Task

A. Look at the pictures and name them



B. Find the rhyming words from the text

1. pear _____

2. parrot _____

3. Bunny _____

4. here _____

C. Read these sentences and write in your notebook.



1. Milk is a healthy food.
2. Milk makes our teeth strong.
3. Milk makes our bones strong.
4. We must drink it daily.




VII. Value I learnt

- A friend in need is a friend indeed.
- We should help others.



VIII. Activity

Colour the picture and try to draw the same in your notebook



Fact

Giraffes have blue tongue.



Lesson 6

Lazy Param



Objective

- To enable the students to express ideas and emotions.
- To inculcate healthy habits regarding personal hygiene among students.

New Words

- | | | | |
|-----------|----------|----------|----------|
| • early | • always | • proper | • dirty |
| • promise | • mirror | • save | • worms |
| • dream | • fear | • skin | • scared |



Param was a lazy boy. He loved to stay at home and never went out to play with his friends. He used to watch T.V and play video

games on mobile phone till late night. That is why he never got up early and was always late for school. Everyday his mother had to pull him out of the bed and push into washroom. He never brushed his teeth properly. His ears had become dirty as he didn't clean behind the ears while taking bath. Whenever mother asked, "Have you cleaned your ears?" Param always said, "Mom, I will clean them tomorrow, I promise." But he never kept his promise. Mother was worried about him.



One morning when Param got out of his bed and stood in front of the mirror to brush his teeth. He saw some worms coming out of his ears and teeth. He got scared. The crawling worms irritated his skin. Their number increased more and more. He tried to get rid of them but he couldn't. He started crying out of fear, "Mother ! help! save me! These worms are eating my skin."

Suddenly he felt somebody shaking him. Param woke up and saw that there were no worms. It was just a dream. Param was so glad.

He assured his mother that he would get up early and take a proper bath everyday.



I. Think and Answer

A. Answer the following questions

1. Who was a lazy boy?

2. What did he do till late night?

3. What did he see in his dream?

B. Write True or False

1. Param always brushes his teeth properly.

2. Param's mother was worried about him.

3. Param used to play outside with his friends.

4. Worms were irritating his skin.

C. Match the following words according to the lesson

A

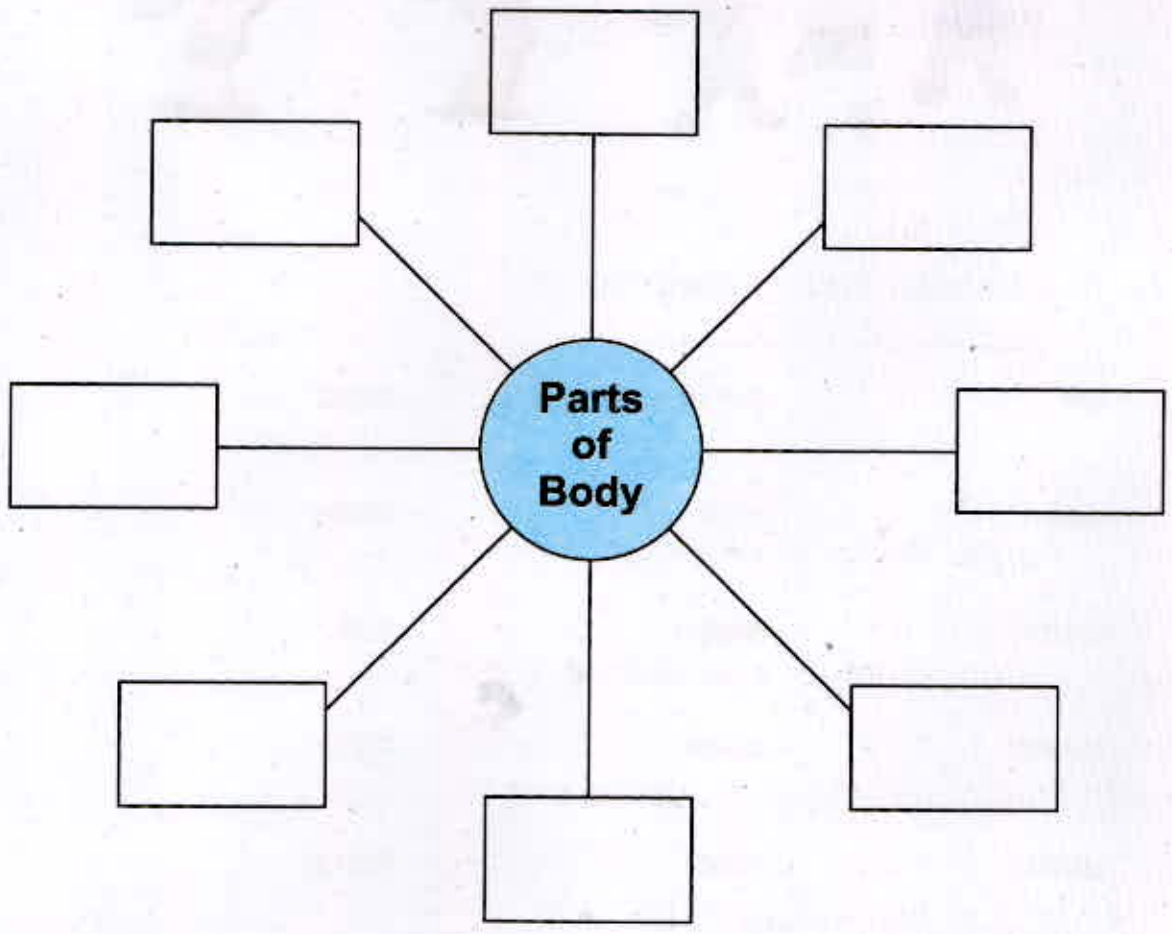
- mother
- Param
- worms
- ears

B

- lazy
- dirty
- worried
- crawling



II. Vocabulary





III. Language Corner



eat



drink



dance



play

A. Read aloud these doing words

do

drink

read

eat

trim

write

comb

wear

ask

brush

listen

fight

wash

take

sleep

B. Encircle the verbs from the following sentences

1. Go to school daily.
2. Brush your teeth twice a day.
3. I drink milk in the morning.
4. Take bath and wear clean clothes.
5. Say sorry.
6. Do not fight.
7. Ask them to move in line.
8. We should listen carefully.



Doing words
are verbs

C. Put these verbs at right place

move listen wear drink brush say

1. _____ water.
2. _____ uniform.
3. _____ in a line.
4. _____ carefully.
5. _____ your teeth.
6. _____ thank you.

D. Use of has/ have



E. Make sentences

He	has/have	a good health
She		
I		
They		

1. _____
2. _____
3. _____
4. _____
5. _____

F. Fill in the blanks using has / have

1. Bunty has a toothbrush.
2. Ujwal _____ a raincoat.
3. Teacher _____ a notebook.
4. Girls _____ a newspaper.
5. Children _____ a football.



IV. Listen Speak and Enjoy

A. Rhyme

Get up early,
Brush your teeth fairly.
No loose talk,
Go for a walk.
Then back on the path,
Take a nice bath.
Say your prayers,
With heart so pure.
Have your breakfast,
To the bite last.
Then go to school,
With mind so cool.





V. Reading Practice

A. Read the following sentences

At home

- Go to bed early.
- Get up early.
- Brush your teeth twice a day.
- Take a bath everyday.
- Obey your parents.

At school

- Always reach school on time.
- Respect your teachers.
- Write down neatly.
- Listen to your lessons carefully.
- Keep your classroom and school clean.

B. Learn the following magic words





VI. Writing Task

A. Look at the picture and write words for different times of the day



m		r					
---	--	---	--	--	--	--	--



		t							
--	--	---	--	--	--	--	--	--	--



				t
--	--	--	--	---

B. Rearrange the words to make sentences

1. Param lazy boy a was.

2. just was dream a It.

3. brushed never He his teeth.







VII. Value I learnt

Good habits polish our personality.



VIII. Activity

Tick (✓) good habits.

	
<input type="checkbox"/>	<input type="checkbox"/>
	
<input type="checkbox"/>	<input type="checkbox"/>



Fact

Health is wealth.

Lesson 7

The Swing



Objective

- To develop imaginative power of the students.
- To enable them to enjoy the poem.

New Words

- | | | | |
|-------------|---------|----------|---------|
| • grass | • wind | • down | • worm |
| • wonderful | • watch | • behind | • early |

Now so high,
Now so low,
Up in the air,
Then down I go.



Up to the sky,
Down to the grass,
I watch birds fly,
I see worms pass.

With feet in front
And hair behind
I race the birds,
with happy mind.



Over the world,
Under the tree,
Nobody knows,
What things I see.

Wonderful lands
Where children play,
From early morn
All through the day.

—Matty J. Osborn



I. Think and Answer

A. Answer the following questions


1. What goes high and low ?

2. What is seen in the sky ?

3. Where does children play ?

B. Write True or False

1. The birds are flying.
2. The hair are in front of the poet.
3. The poet races with the wind.
4. The children are playing since early morning.
5. Nobody can see the wind.



B. Write the rhyming words

low _____

tree _____

grass _____

sky _____

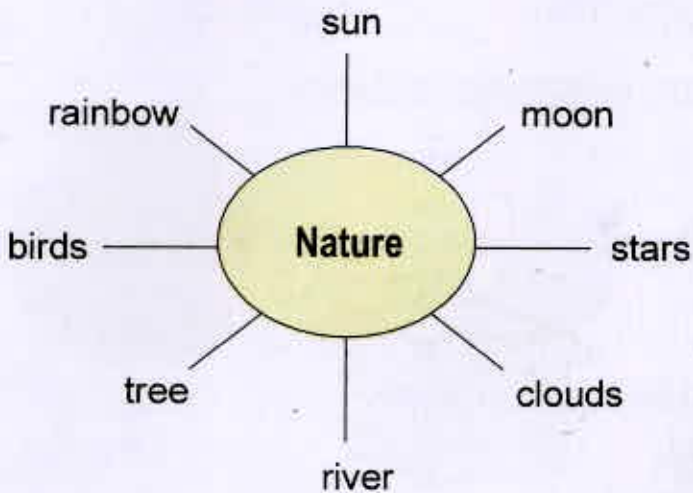
play _____

mind _____



II. Vocabulary

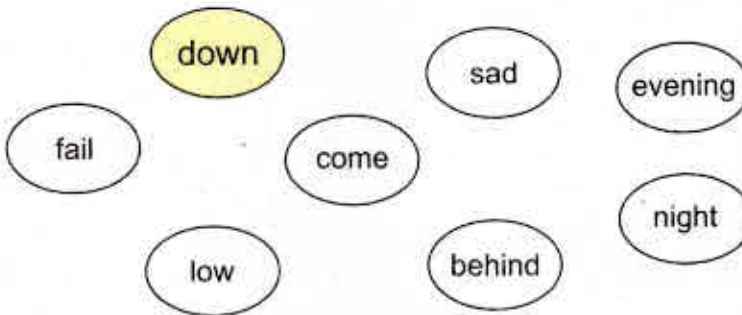
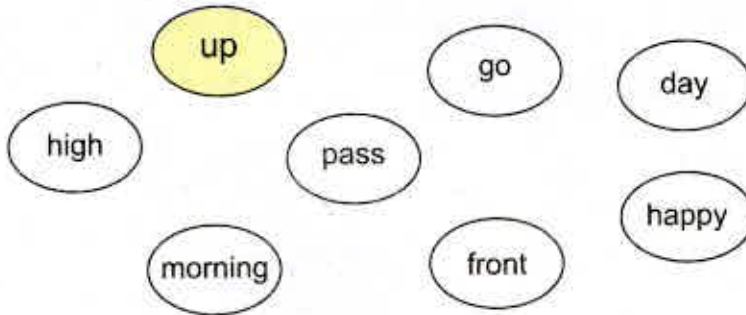
A. Draw/Paste the pictures related to nature





III. Language Corner

A. Colour the opposites with same colour

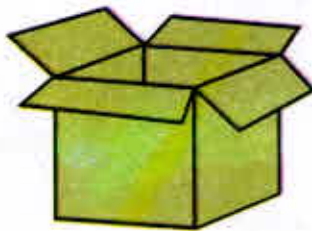


B. Describing words

Look at the following pictures



a tall boy



a big box



a shady tree

The words like tall, big, shady are the describing words.

Read some describing words in the following sentences

1. an **old** lady
2. a **blue** shirt
3. a **tiny** insect
4. a **beautiful** flower
5. a **little** bird

C. Encircle the describing words

1. John is a clever boy.
2. She has curly hair.
3. It is a lovely rainbow.
4. I eat fresh fruits.
5. We have two eyes.
6. I have a blue skirt.
7. Aman has many buffaloes.
8. Everyone likes sweet mangoes.

D. Fill in the blanks with describing words

beautiful good old long intelligent

- 1. _____ girl
- 2. _____ scene
- 3. _____ hair
- 4. _____ man
- 5. _____ student



IV. Listen Speak and Enjoy

A. Tongue Twister

Swing swang, swing-swing swang

B. Rhyme

A little Seed

A little seed for me to sow.
A little soil to make it grow.
A little hole, a little pat,
A little wish and that is that.
A little sun, a little shower,
A little while-
And then, a flower.





V. Reading Practice

A. Read Aloud

I. watch catch latch batch snatch
hatch match sketch fetch patch

II. wonderful beautiful colourful helpful
hopeful joyful powerful painful



VI. Writing Task

A. Rewrite the stanza in good handwriting

Wonderful lands,

Where children play.

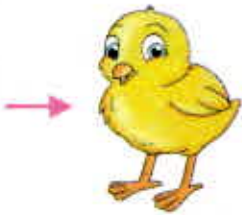
From early morn,

All through the day.

B. Write the sentences with the help of picture using **This, That, These, Those.**



1. This is a lock.



2. _____



3. _____



4. _____



5. _____



VII. Value I learnt

Be happy and make others happy.



VIII. Activity

Follow the following steps and grow a plant

- (a) Take a small pot.
- (b) Fill some soil in it.
- (c) Sow some seeds in it.
- (d) Keep it in the sun.
- (e) Don't forget to water it daily.



Care it well
and enjoy
its growth.



Fact



The Rainbow has seven colours.

Lesson 8

Going to Market



Objective

- To introduce new vocabulary through a market scene.
- To inculcate comprehensive and interactive skills among students.

New Words

- | | | | |
|-----------|-------------|-------------|-------------|
| • market | • shop | • buy | • brush |
| • crayons | • sharpener | • vegetable | • ice-cream |
| • store | • brick | • spinach | • great |



Sheena is very happy today. She is going to market with her mother.

Her sister Shanu will also go with them. She is also very happy. They are now in the market. There are many shops.





This is a toy shop. Sheena likes to play with toys. She wishes to buy a toy ship. But mother said, "You should not buy more toys." Sheena said, "Ok! Then buy me a paint brush and colours". Mother said, "Ok! Let's go."



Now, they are in a stationery shop. Sheena and Shanu are looking at the things in the shop. There are notebooks, erasers, pencils, pens, crayons, sharpeners etc. Shanu buys a paint brush and colours.

Sheena buys a sharpener and coloured sheets. Then they go to a fruit shop.



Mother buys litchi, cherries, chickoo, grapes and plums. Then they go to the vegetable shop. Mother buys chillies, radish, spinach and potatoes.



After that they go to a shoe store. Mother buys shoes for Sheena and Shanu. She also buys a pair of sandals for herself.

At last they go to an ice-cream shop. Sheena buys a chocobar, Shanu buys a vanilla ice-cream and mother buys a brick of tutti-fruity for family members.

Sheena and Shanu have great fun and now they are going back to home.



I. Think and Answer

A. Answer the following questions

1. Where is Sheena going?

2. What does Shanu buy from the stationery shop?

3. What does her mother buy from the ice-cream shop?

B. Fill in the blanks.

Vanilla ice-cream cheeries Sheena a toy ship

1. _____ is very happy.

2. Sheena wishes to buy a _____.

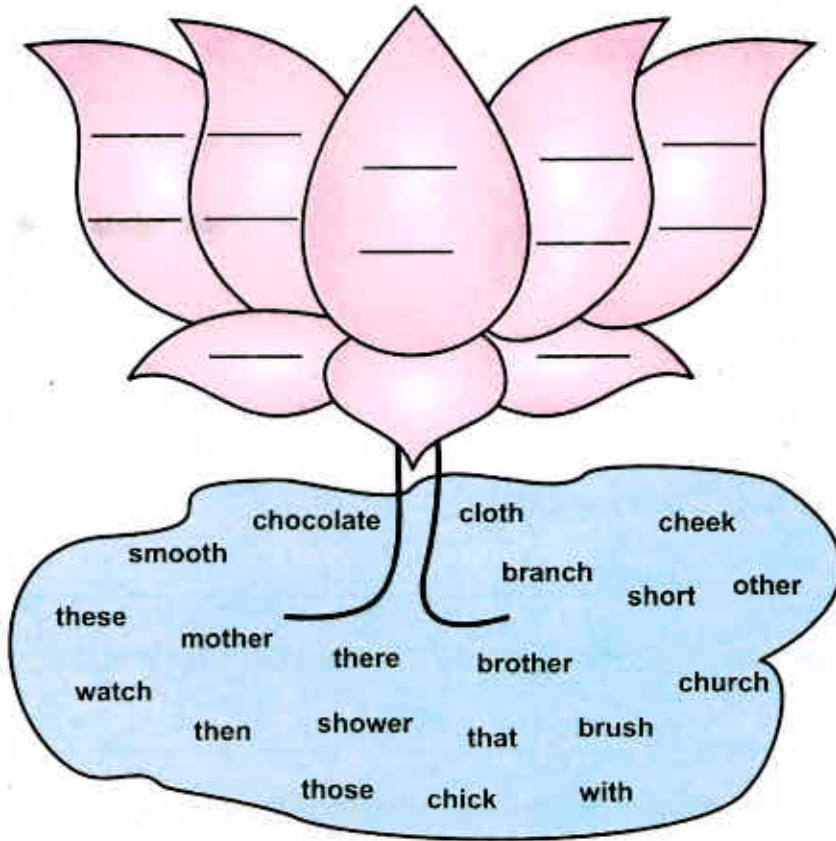
3. Shanu buys _____.

4. Mother buys litchi, chickoo _____ from fruit shop.



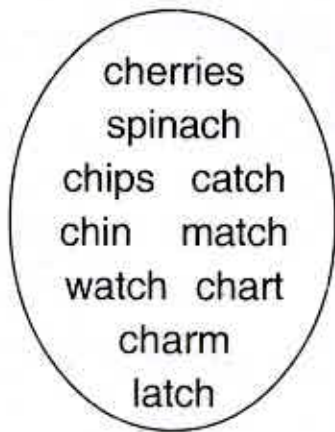
II. Vocabulary

A. Tick (✓) the 'th' sound words from the pond and write on the lotus



B. Write the words starting with **ch** sound on the chart and with ending **ch** sound on the chart with a branch


1. _____
2. _____
3. _____
4. _____
5. _____



1. _____
2. _____
3. _____
4. _____
5. _____

C. Write the names of the items at proper place:

litchi	pencil	potato	mango	tomato
sharpener	orange	spinach	crayons	radish



III. Language Corner

potatoes	colour	chillies	Shanu
plums	radish	market	chickoo
spinach	ship	sharpener	shoes
cherries	pens	ice-cream	grapes
erasers	toys	paint brush	crayons

A. Circle the plural nouns from the box and write in the given space

1. _____

3. _____

2. _____

4. _____

5. _____

6. _____

7. _____

8. _____

9. _____

10. _____

B. Make plurals by adding the letter 's'

eg. chair chairs

eg. chair chairs

1. cat _____

6. colour _____

2. pencil _____

7. plum _____

3. chalk _____

8. sheet _____

4. room _____

9. eraser _____

5. notebook _____

10. monkey _____

Make plurals by adding 'es'

eg. bush bushes

1. box _____

2. class _____

3. match _____

4. brush _____

5. glass _____

Make plurals by adding 'ies'

eg. pony ponies

1. story _____

2. baby _____

3. city _____

4. lady _____

5. army _____

C. Fill in the blanks with suitable pronouns

He She It They

1. Sheena is very happy today.
_____ is going to the market.
2. Amit is in the shoe store.
_____ is buying a pair of shoes.
3. The monkey is on the tree.
_____ is jumping.
4. Children are at home.
_____ are watching television .



IV. Listen Speak and Enjoy

A. Rhyme

Vegetables

Eat red carrot, eat a radish,
eat red tomato and green spinach.

Eat a cabbage, eat potato,
eat a turnip, eat tomato.

Eat green capsicum and french beans,
eat them all in your meals.





V. Reading Practice

A. Read the following words aloud

sh

sheep	wish
short	dish
shirt	bush
show	push
shark	brush
sharp	crush
shake	shower

ch

chair	chart
chin	touch
cheek	church
chalk	catch
chain	watch
chips	match
branch	chocolate



VI. Writing Task

A. Fill in the blanks

books notebook sharpner blackboard bench

1. I write with pencil on my _____.
2. I keep eraser and _____ in my pencil box.
3. I keep my _____ and note books in my bag.
4. My teacher writes on _____ with chalk.
5. Me and my friend sit on the first _____.

C. Make sentences

Sheena	is going to a	toy shop. vegetable shop. book store. fruit shop. shoe store.
--------	---------------	---

1. Sheena is going to a toy shop.

2. _____

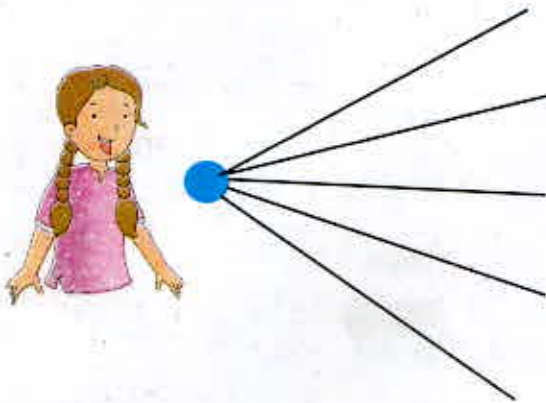
3. _____

4. _____

5. _____

6. _____

D. Write down the things purchased by Sheena



D. Find answers to the following questions from the given picture

1. Who is the old man ?

2. Who has a book ?

3. Who is laughing ?

4. Who is sad ?

5. Who has a gun ?

6. Who is the pilot ?



Mr. Madan Lal



Jyoti



Mr. Deepak



Vikram



Vijay



Maninder



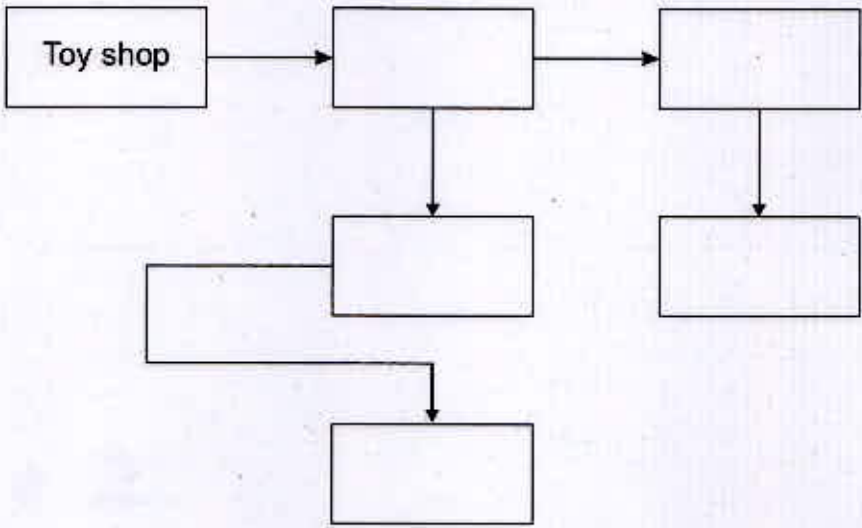
VII. Value I learnt

We should spend money wisely.



VIII. Activity

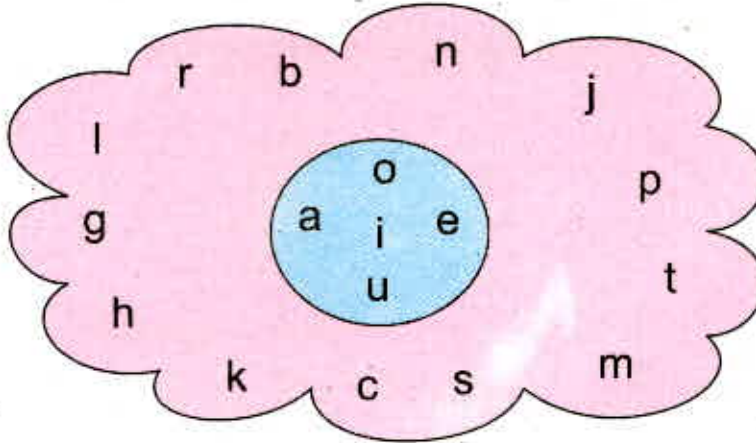
A. Trace the path they followed in the market



B. Trace the path from your home to your school

C. Word Formation

Make as many four or five letter words as you can from the given letters



1. horse

6. _____

2. _____

7. _____

3. _____

8. _____

4. _____

9. _____

5. _____

10. _____



Fact

We get minerals and vitamins from vegetables.

