

Kerala Reader

English

Standard II

Part - 1



Government of Kerala
Department of Education

State Council of Educational Research and Training
(SCERT, Kerala)
2016



PLEDGE

India is my country. All Indians are my brothers and sisters. I love my country, and I am proud of its rich and varied heritage. I shall always strive to be worthy of it.

I shall give my parents, teachers and all elders respect, and treat everyone with courtesy.

To my country and my people, I pledge my devotion. In their well-being and prosperity alone lies my happiness

THE NATIONAL ANTHEM

Jana-gana-mana-adhinayaka, jaya he
Bharata-bhagya-vidhata.

Punjab-Sindh-Gujarat-Maratha
Dravida-Utkala-Banga

Vindhya-Himachala-Yamuna-Ganga
Uchchala-Jaladhi-taranga.

Tava shubha name jage,
Tava shubha asisa mage,

Gahe tava jaya gatha,

Jana-gana-mangala-dayaka jaya he
Bharata-bhagya-vidhata.

Jaya he, jaya he, jaya he,

Jaya jaya jaya, jaya he!

Kerala Reader English

Standard II Part 1

Prepared by:

State Council of Educational Research & Training (SCERT)

Poojappura, Thiruvananthapuram -12, Kerala.

E-mail: scertkerala@gmail.com

Typesetting by: SCERT Computer Lab.

Printed at: KBPS, Kakkanad, Kochi-30

©

Government of Kerala

Department of Education

2016

PREFACE

Dear learners,

You love learning English, don't you? Here is your new English Reader. It has interesting stories and poems for you to read and enjoy. You can listen, speak, read and write English. The stories in this Reader will take you to the world of English. Listen to your teacher, read the stories and enjoy them. I'm sure, you'll love them.

There are some interesting activities as well in this book. Enjoy doing them on your own and with the help of your teacher. You can read, write, play, draw pictures and take part in language games. The activities and games in this Reader will provide you opportunities for learning English in a joyful atmosphere.

Enjoy learning English.

Wish you all success.

Dr. P. A. Fathima

Director

SCERT

Textbook Development Team

Members

Godwin P.S. Trainer, BRC Neyyattinkara, Thiruvananthapuram
Indira Bhai.S GHSS Cotton Hill, Thiruvananthapuram
Jaya Menon B AUPS Alampallam, Kollengode, Palakkad
Jayachandran Trainer, BRC Varkala
Krishna Gnana Sundaram GLPS Chenkottukonam, Thiruvananthapuram
Manju G.S. GHS Aruvikkara, Thiruvananthapuram
Preetha P.V. GHSS Mancha , Nedumangad, Thiruvananthapuram
Rajan C Lecturer, DIET, Kozhikode
Sijarani R.S. GLPS Aruvikkara, Thiruvananthapuram
Sujarani R.S. GHS Avanavanchery, Attingal, Thiruvananthapuram
Sujatha P.V. GHS Bengara, Manjeswar, Kasaragod
Sukhadan K.N. CAUPS Pariyapuram, Tanur, Malappuram

Experts

Dr Muraleedharan K.C. Asso. Professor, Payyannur College, Kannur
Dr Sherrif K.M. Reader, Dept. of English, University of Calicut

Artist

Premchand C.V. Malayinkeezhu, Thiruvananthapuram
Sethumadhavan P GVHSS Pullanur, Malappuram
Sudheer P.Y.

Academic Co-ordinator

Jose D' Sujeev Research Officer, SCERT, Kerala



CONTENTS

Unit 1	Bruno, the Puppy	7
Unit 2	Flying Kite	29
Unit 3	Mother Tree	47



Bruno, the Puppy



UNIT 1

Bruno, the Puppy

Look at the picture.
What is the boy doing?
Will the pup bring the ball back?



'Bruno, go and fetch the ball!' Sachin called out to his puppy. Bruno rushed towards the ball. He came back with the ball. He wagged his tail. 'Well done Bruno! You are my best friend. Come, let's go.' Sachin hugged Bruno.

Do you play with your pet?
Name some games you play with your pet.



UNIT 1

Bruno, the Puppy

You can see Bruno running to the gate.
Why is Bruno running to the gate?



‘What’s that sound? Oh! A fish seller!’

Bruno ran towards the gate.

‘The gate is open!’ Sachin ran after Bruno.

‘Bruno, Bruno, don’t go out!’ Sachin shouted.

But Bruno ran out of the gate.

Sachin became sad. ‘Father...’ Sachin called out.


What will Sachin do now?
Will his father help Sachin?



UNIT 1

Bruno, the Puppy

What is Sachin asking the woman?



‘Did you see my puppy?’ Sachin asked a woman on the street.

‘Yes, I just saw one running to the park,’ said the woman.

‘Where is the park?’

‘It’s not far from here. Go straight, it’s near the bus stand,’ said the woman pointing to the park.

‘Thank you.’ Sachin and his father hurried to the park.

Will Sachin and his father find Bruno in the park?
Have you ever been to a park?
What do you see in a park?



UNIT 1

Bruno, the Puppy

What will Bruno do in the park?



'What a nice place!' Bruno ran around the park.

He sat on the swing.

The swing moved to and fro. He jumped down from the swing.

'Wow! A slide! He climbed up and slid down.

He rolled on the grass.'Hi! A climber!' He climbed up .

Bruno then jumped onto a bench.

'Go away,' shouted a boy. Bruno ran off.

Do you like playing in the park?

Which rides and games do you like to play in a park?



UNIT 1

Bruno, the Puppy

Will Sachin find Bruno?



Sachin and his father couldn't find Bruno anywhere.
'Did you see a puppy?' Sachin asked a boy.
'Is it a white puppy with black spots?' the boy asked.
'Yes, which way did it go?'
'That way, to the right,' said the boy pointing to a shop.

Who did Sachin and his father meet? What did they ask?
Where is Bruno now?



UNIT 1

Bruno, the Puppy

Bruno is going after someone. Who is he?
What is Bruno jumping at?



'Oh, how beautiful!' Bruno looked at the balloons.
The balloons were bouncing up and down.
Bruno tried to catch them.
'BANG!' A balloon burst.
'Bow... bow.' Bruno ran away frightened.

Why was Bruno frightened?
Will Sachin meet the balloon man?



UNIT 1

Bruno, the Puppy

What will Sachin ask the balloon man?
Why is the balloon man angry?



'Balloon man, did you see a puppy?' Sachin asked.
'Was it your puppy? It burst one of my balloons.'
He looked quite angry. 'Sorry uncle, we will pay for it.'
'It's alright. I saw your puppy in front of the vegetable shop.'
'Where is the vegetable shop?' Sachin asked.
'Go straight, then turn left,' said the balloon man.
'Thank you uncle,' Sachin said.

Where is Bruno now?
What will Bruno do in the vegetable shop?



UNIT 1

Bruno, the Puppy

What is Bruno doing in the picture?
Name the vegetables you see in the shop.



Bruno ran into the vegetable shop.

'Hi! A ball! Bruno kicked at a potato. It went under a box.

Then, he jumped onto a pumpkin. It started rolling.

'Hi! Red balls!' He climbed on the box of tomatoes. It fell down. Tomatoes scattered all over the floor.

'Hey, naughty dog! Get off from here.' The vegetable seller shouted and raised a stick. Bruno ran off.

What are the mischiefs done by your pet?
Will Sachin and his father find Bruno?



UNIT 1

Bruno, the Puppy

What will the vegetable seller tell Sachin and his father?
Did he beat Bruno?



'The pup went away. I will kill him if it comes again. He messed up my shop.' The vegetable seller shouted angrily.

'Look father, he beat my Bruno.' Sachin started crying.

'My dear, don't cry. We will get him back.' Father patted him on his shoulder.

'It's getting late. Let's go home.'


Why was Sachin crying?
Will he get his pup back?



UNIT 1

Bruno, the Puppy

Where is Sachin and his father now?



'Look father! There's our Bruno!' Sachin ran to Bruno. Bruno jumped into Sachin's arms.

'You naughty pup! Where were you?' Sachin asked. Bruno wagged its tail.

'Come on dear.'

Sachin hugged Bruno.

'Oh! you are so dirty! Come, let's have a wash.'

Have you ever lost your pet?
How did you get it back? Talk about it.



UNIT 1

Let's sing and enjoy!

My Puppy



My puppy has a doghouse,
just outside my door.
He licks me when I pet him,
and wags his tail for more.
He's always there beside me,
no matter what I do.
My puppy is my special friend,
and a family member too.



UNIT 1

Activity 1

Sachin wants to go to some places. He says these to Bruno. Complete what he says.



Let's go to the playground.




..... the garden.



.....



.....



UNIT 1

Activity 2


Look at the pictures. Sachin and Bruno are doing something. Say what they are doing and write them down. One is done for you.



Sachin is patting Bruno.
Bruno is wagging its tail.



Sachin is
Bruno is



.....
.....



.....
.....



UNIT 1

Activity 3

Sachin is in the town. He wants to go to the toy shop first. Then he would like to go to the bookstall and later to the park. But he doesn't know how to reach these places. Give him the proper directions. One is done for you.




Walk straight.
Turn left.
Go straight.
You will reach the toy shop.



.....
.....
.....
You will reach the bookstall.



.....
.....
.....
.....



UNIT 1

Activity 4

Look at the pictures. Write a sentence each about the pictures.
One set is done for you.



There is a carrot on the plate.



There are some carrots in the basket.



..... on the swing.




..... on the see-saw.




..... the slide.



.....bench.



.....




.....



UNIT 1

Activity 5

Sachin saw Bruno running out of the gate. Sachin tried to stop him. But he could not. He ran to his father. What will Sachin tell his father? What will his father say? Write the conversation between Sachin and his father.



Sachin : Father,

Father :

Sachin :


Father :



UNIT 1

Activity 6

'It's getting late. Let's go home.' Sachin and his father started walking home. Sachin was very sad. He thought about Bruno. What would he think about Bruno? Write the thoughts of Sachin.



UNIT 1

Activity 7

Bruno went to the vegetable shop.
Name the vegetables Bruno saw there.
Some clues are given below.

Its colour is orange.

Rabbits like it.

It is sweet.

C					
---	--	--	--	--	--

It's round.

It's big.

It looks like a football.

P						
---	--	--	--	--	--	--

Draw a vegetable you like. Name it and write a few sentences about it.

.....

.....

.....








KT 69-3/English-2 (Vol-1)



UNIT 1

PROJECT

Vegetables are good for our health. Name the vegetables we commonly use. Now look at the table given below. Complete the columns. You may draw or paste the pictures of more vegetables and write about them.

Picture	Vegetable	Colour	Taste	Size	Hard/Soft
	Chilly	Green	Hot	Small	Soft
	Pumpkin	Orange	Sweet	Big	Hard






Do you have a vegetable garden at home?
Name the vegetables you grow there.



UNIT 1

I Know

I like Bruno's story.

I can identify the different places where Bruno went. I can imagine what he thinks when he was there.

Write the place where Bruno is, on the lines below the picture.

Select the thoughts of Bruno and write them in the thought bubbles.



.....

Where is Bruno now?

Bruno is.....



.....

Oh,so colourful! I want one.

Where is my friend?

Oh! So many vehicles!
How can I cross?

Let me kick the ball.



Let me sit on the swing.



.....



UNIT 1

My learner can

identify and read the words related to a park.	
use the expression 'let's' in meaningful situations.	
give proper directions to find out the way to reach certain places.	
describe vegetables specifying their colour, taste and size.	
identify and write simple action words related to the story.	
use plural words in suitable situations.	
construct simple conversations in meaningful contexts.	
predict the thoughts of different characters.	
sing/recite songs and poems with proper rhythm and actions.	



Flying Kites



UNIT 2

Flying Kites

What are the children doing?



‘What a beautiful red kite! It is flying so high!’ Minu said.

‘It’s mine,’ Riyaz said proudly.

‘Minu, do you want to fly the kite?’ Riyaz asked.

Minu liked to fly the kite.

But she said, ‘No... it’s ok... I’ll sit and watch.’

Kites of different colours flew up in the sky.

Children shouted with joy.

‘One day I will also fly my kite,’ Minu said to herself.

Why didn’t Minu take Riyaz’s kite?

What was Minu’s wish?

Will she get a kite for herself?



UNIT 2

Flying Kites

Why are the children running?



The kites flew in the gentle wind. Slowly, the wind became stronger.
'Maya, Dinu, look, it is going to rain. It will spoil our kites. Let's go home.' Riyaz shouted. Children stopped playing. They ran home with their kites. Minu got up and walked home. 'Kee... Kee...,' she heard a cry. She turned back.

Whose cry did Minu hear?



UNIT 2

Flying Kites

Where does Minu find the little bird?



'A little bird... it is shivering. Oh! its wings are wet.'

The little bird tried to flap its wings.

'How cute and soft! It can't fly.' Minu thought.

Carefully, she took the bird in her hands.

Minu held it close to her heart.

The little bird opened its little red beak.

'What happened, dear?

Where is your mother? Are you alone?'

'Kee... kee...,' cried the little bird.

'Don't be afraid my dear,' Minu whispered.

How did the little bird come there?


What will Minu do with the little bird?



UNIT 2

Flying Kites

What is Mother asking Minu?



‘Look Mother! A little bird,’ Minu said.
‘A bird? Why did you bring it home?’ asked her mother.
‘Mother , it is too small.’
‘Where did you get it from?’ mother asked.
‘I got it from the playground. See, it can’t fly.
Mother, let me keep it here, please!’ Minu begged.


Why did Minu bring the little bird home?
Will her mother allow her to keep the bird at home?



UNIT 2

Flying Kites

What is Minu doing?
Where is the little bird now?



'Eat these nuts, my dear,' Minu said.
The little bird pecked the nuts from Minu's hand.
'Oh, you tickle me!' Minu giggled. 'What will I call you?
'Kitty...? Yes, Kitty. It is a nice name!'
'Kee...kee...!' The little bird looked at Minu happily.
'My Kitty will be alright soon.' Minu took a deep breath.

Can the bird fly now?
What is the name of your pet?
Do you like the name Kitty?



UNIT 2

Flying Kites

Why is Minu so happy?
What changes do you see in Kitty?



'Look mother... Kitty is flying!
Beautiful wings. The tail is like a ribbon.' Minu said happily.
The bird sat on the top of the shelf.
It flew up again and sat on Minu's shoulder.
She patted the bird lovingly. 'Shall we go out?' asked Minu.
'Minu, Kitty can fly now. Let it go,' mother said.


Will Minu let Kitty go?



UNIT 2

Flying Kites

What is Minu doing?



Kitty and Minu became close friends. One day they were playing under a tree. 'Kitty, you can now fly high. Don't you want to go to your mother?' Minu asked.

'Fly... Kitty... fly...!' Minu held Kitty in her hands. She tossed her into the air. Kitty flew up and sat on the branch of a tree. Minu looked up at Kitty.

'Don't you want to go?' Minu asked.

Kitty flew down and sat on her arm. Minu held Kitty close to her. 'Oh! sweetie! I know you don't want to leave me. Let's go to my friends,' said Minu.

Will Kitty fly away?
How would Minu feel then?

UNIT 2

Flying Kites

Is Minu flying a kite?
Is she happy? Why?



'My kite is flying high,' Riyaz said.
'No, my yellow one is higher,' said Maya.
'But look there is another one flying above all our kites,'
Riyaz said. Everyone looked up.
'Oh! It has a colourful tail. Whose kite is that?' Dinu asked.
'It's not a kite. It's a bird,' Maya said.
'It is mine.'
'Who is that?' The friends looked back.
'Minu...! Is it yours? They asked in wonder.
'Yes, it's my Kitty.' Minu's face shone with joy.

Will Kitty stay with Minu?
Why is Kitty so happy with Minu?



Let's sing aloud.

COLOUR KITES

Red kites, blue kites, flying by
Yellow kites, green kites, sailing in the sky
They fly high and they fly low
Twirling, whirling, round they go
Red kites, blue kites, flying by
Yellow kites, green kites,
sailing in the sky.

Elizabeth Mckinnon

UNIT 2

Activity 1

Kitty has grown up into a big, colourful bird. She now looks like a rainbow. Have you seen rainbows?

Here is a rainbow song for you. Read and enjoy it.



Name the colours of the rainbow.

1. V _ _ l _ _

5. _ e _ _ _ w

2. _ n _ i _ _

6. _ _ a _ g _

3. _ l _ _

7. _ _ d

4. G _ _ _ _

Write the first letter of each colour in the box given below.

1

2

3

4

5


6

7



UNIT 2

Here is the picture of a bird. Colour the picture with the colours of the rainbow and describe the bird.



The bird has a yellow beak.
It has red eyes.

.....

.....

.....

.....

.....



UNIT 2

Activity 2



Mother sees a little bird in Minu's hand.

What does mother ask Minu?

You may begin like this.

Mother: Minu, what is in your hand?

Complete their conversation.

Minu :

Mother :



UNIT 2

Activity 3

Mother gives some fruits to Minu and Kitty. Let's see what they talk.

Minu, what do you want to eat?


What does your Kitty want?



apple and orange

nuts and mango

We see Minu's friends in the pictures given below. You can choose any two fruits from the plate for each of them. Write the names of the fruits selected.



papaya and pineapple


.....
.....

.....
.....

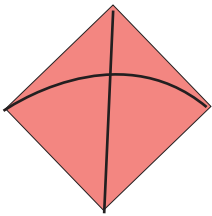
UNIT 2

Activity 4

Let's Make a Kite



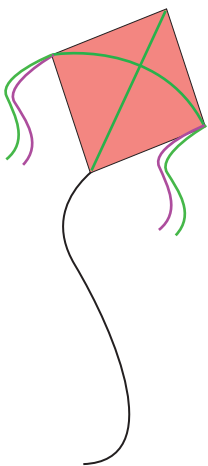
Take a square shaped colour paper.



Take a splinter and bend it. Place it on the paper as shown in the picture.

Fix the two ends of the stick using a tape.

Take another splinter, place it across the first one as shown in the picture.



Cut tails from the coloured papers. Paste the tails on the edges of the sticks. Join them with another long string from the middle, as shown in the picture. Take a roll of strong string. Tie one end to the kite. Loosen the roll as the kite flies.

Your kite is ready.

Now, you can fly your kite.




UNIT 2

ACTIVITY 5

Collect pictures of birds. Identify them and write down their names.

Draw and colour the bird you like the most.

Describe the bird (its colour, size and features).



UNIT 2

I can identify the events in the story.
I can arrange the events as in the story.

I Know

Minu fed Kitty with nuts and fruits.
The children were flying kites.
Kitty flew above all the kites.
Minu was happy with Kitty.
Minu saw a little bird.
Minu tossed Kitty up in the sky.



Blank rounded rectangular box for labeling the first illustration.



Blank rounded rectangular box for labeling the second illustration.



Blank rounded rectangular box for labeling the third illustration.



Blank rounded rectangular box for labeling the fourth illustration.



Blank rounded rectangular box for labeling the fifth illustration.



Blank rounded rectangular box for labeling the sixth illustration.



UNIT 2

My learner can

identify the colours of the rainbow.	
colour the picture of a bird following the given instructions.	
describe a bird based on its features and draw it.	
use the word 'and' to combine two describing words or objects.	
do simple papercraft following instructions.	
identify and use describing words in meaningful contexts.	
interact within groups while involving in group activities.	
write and present simple conversation in meaningful contexts.	
undertake a project on the birds around us.	
read and enjoy simple stories.	
recite/sing songs and poems with proper rhythm and actions.	



The Mother Tree



UNIT 3

The Mother Tree

Where are the sparrows?
What are they doing?
What time of the day is it?



‘Good morning little birds!’
The neem tree greeted the sparrows.
‘What a wonderful morning! Look out.’
The neem tree shook its branches.
‘Kee... kee... kee...’ The birds peeped out of their nest.
The sun’s bright rays touched the green leaves.

Where is the Mother sparrow?



UNIT 3

The Mother Tree

What is the Mother sparrow doing?



'I am hungry.'

'Me too... me too....'

The little sparrows cried together.

'I am going to fetch some fruits,' Mother sparrow said.

'Neem tree...! Neem tree...!

My children are alone. I may be late.

Please take care of my children,' she requested.

'Oh sure, I'll take care of them.'

The neem tree nodded its branches.

What did the Mother sparrow say to the neem tree?


Where will the Mother sparrow get fruits from?



UNIT 3

The Mother Tree

Where is the Mother sparrow now?



'What a nice valley!
Ripe fruits! Red and yellow.
Many trees, tall and short!
Beautiful birds and butterflies!
Ah! Red cherries!
Mother sparrow flew towards the cherry tree.

What did she see there?
Do you like cherries? Why?
Did you like the place? Why?



UNIT 3

The Mother Tree

Who are there in the picture?
What are the birds and insects doing?



Mother sparrow sat on a branch.
It was full of red, ripe cherries.
'Yum...Yum....' She swallowed a red cherry.
'Yum...Yum... How sweet it is!' The parrot said.
'Let me take some cherries for my children.' Mother sparrow
plucked a bunch of cherries.

Is the Mother sparrow happy? Why?
Why did the Mother sparrow pluck a bunch of cherries?



UNIT 3

The Mother Tree

What does the Mother sparrow see?



'SMOKE....! Clouds of smoke! Where is it coming from?
What is happening there?'
Mother sparrow looked around.
Parrots are flying away in fear!
Animals are running here and there.
Eagles are screaming and moving around in the sky.
Fire...! Fire...!
Mother sparrow heard the cry of birds and animals.


What will the Mother sparrow do?
What are the animals and birds doing?
Are you afraid of fire? Why?



UNIT 3

The Mother Tree

What is the Mother sparrow doing?



'Fire...! Fire...! Everywhere.
It will swallow everything. Oh, my little children!
They can't fly.... How can I save my children?'
Mother sparrow cried aloud. She rushed towards
the neem tree.

Will Mother sparrow fly above the fire?
Is there anyone to save the little sparrows?



UNIT 3

The Mother Tree

What will the neem tree ask the fire to do?



The fire grabbed the neem tree with its red hot hands.
'It's so hot. I am burning. Ah! I can't bear it.' The fire began to eat up the tree. The flames climbed up and up.
'Kee... kee... kee....' The birds in the nest cried aloud.
'Poor little birds. How can I save them?' the tree thought.
'Oh fire, take me, leave the little ones!' The neem tree begged to the fire.
'Sorry... I can't stop burning.'
The fire grew stronger and stronger.

If you were the tree what would you say?
Is there anyone to help the tree and the sparrows?



UNIT 3

The Mother Tree

Who comes near the neem tree?
What does the tree ask the wind?



‘Oh! The wind is blowing this way. Will it help me?’ The neem tree looked at the wind hopefully.

‘Mighty wind, please help me. Save the little birds from the fire.’ The neem tree begged to the wind.

The wind blew and blew.

The flames grew taller and taller.

‘Sorry dear, I can’t help you, but I think my friends can. I’ll bring them soon,’ said the wind and blew away.


Why did the wind blow away?
Why can’t the wind stop the fire?



UNIT 3

The Mother Tree

Whom did the wind bring?



‘Oh! The wind is coming back with dark clouds.’
The neem tree looked up.
The dark clouds were moving one after the other.
They moved faster towards the neem tree.
‘Will the clouds stop the fire?
Will they save the little birds?’
The neem tree looked hopefully at the clouds.

Why did the neem tree look hopefully at the clouds?
How will the clouds help the neem tree?
What will happen to the fire?

UNIT 3

The Mother Tree

Is the tree happy now? Why?



A cool breeze touched the neem tree.
Rain started pouring down from the dark clouds.
Raindrops fell on the leaves of the neem tree.
Water was flowing down the branches.
The flames became shorter and shorter.
The rain put out the fire.
'My dear rain, you healed my burns.'
The tree swayed its branches.
'Ah! The dark clouds saved us.'

What will the little birds do?
Will they see their mother?
Where is the Mother sparrow now?



UNIT 3

The Mother Tree

What is the bird telling the wind and the clouds?



'Children, my children, where are you?'

Mother sparrow flew towards the neem tree.

'Kee... kee... kee...'

The Mother sparrow heard the cry of the little sparrows.

She went to the nest and hugged her little ones.

'You saved my children. Thank you dear neem tree,' the mother bird said.

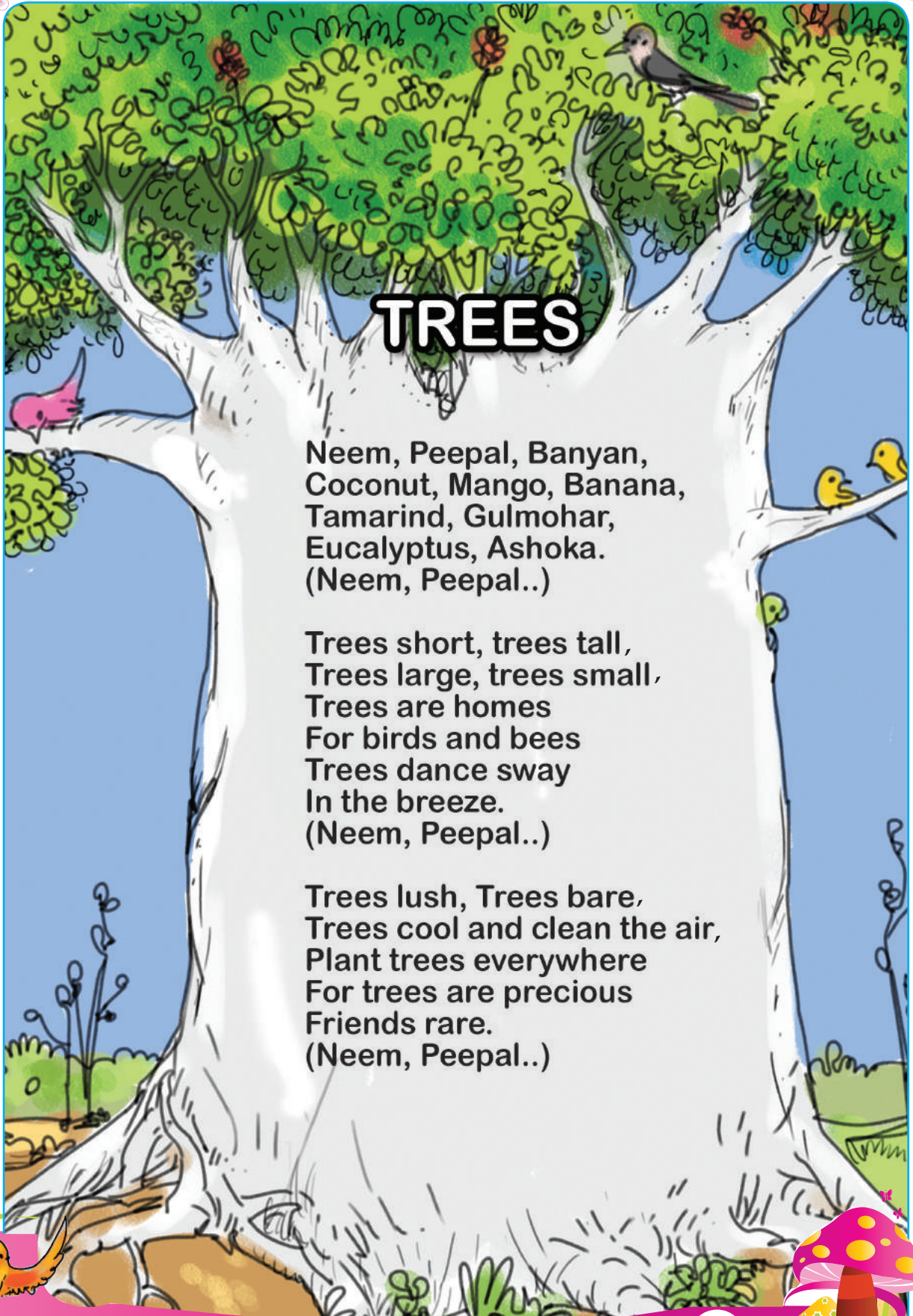
'No my dear, the clouds saved your children.'

The Mother sparrow looked at the smiling clouds.

'Not me.... the wind brought me here.'

The cloud smiled and moved away.

Did you like the story?
Who do you like the most?



TREES

Neem, Peepal, Banyan,
Coconut, Mango, Banana,
Tamarind, Gulmohar,
Eucalyptus, Ashoka.
(Neem, Peepal..)

Trees short, trees tall,
Trees large, trees small,
Trees are homes
For birds and bees
Trees dance sway
In the breeze.
(Neem, Peepal..)

Trees lush, Trees bare,
Trees cool and clean the air,
Plant trees everywhere
For trees are precious
Friends rare.
(Neem, Peepal..)




UNIT 3

Activity 1

Did you enjoy reading the story?

Here are some pictures related to the story. They are in a jumbled order.

Put them in the right order. You may number them too. Select suitable events from the list given below. Write them in the boxes given below.




- The Mother sparrow is plucking a bunch of cherries.
- The birds are peeping out of the nest.
- Smoke is rising at a distance.
- The fire is eating up the neem tree.


UNIT 3**Activity 2**

The little sparrow went to the valley. She saw many fruits there. The names of the fruits are hidden in the magic square given below. Find them out and list them down. Draw their pictures and colour them.

P	C	O	A	E	D
L	G	R	A	P	E
U	B	A	N	A	R
M	A	N	G	O	K
D	P	G	O	B	D
C	H	E	R	R	Y



.....



.....



UNIT 3

.....

.....

.....

Which fruit do you like the most?
Write a few sentences about it.

I like _____.

It is _____.

_____.

_____.



UNIT 3

Activity 3

Look at the picture of a tree given below.

The tree is the home of many creatures.

Identify the animals from the picture that live on trees. There are some sentences in the box below. Select the suitable sentences and write them in the yellow boxes.

Draw the picture of an animal or creature that lives on trees. Write a sentence about it. Draw arrows as shown in the first yellow box.



A monkey is on the branch of the tree.


- A nest is on the branch of the tree.
- A worm is on the leaf of the tree.
- A monkey is on the branch of the tree.
- A squirrel is on the tree.



UNIT 3

Activity 4

Look at the picture. The forest is on fire.
Which animals and birds are there in the picture?
Can you see an eagle in it?



Read the thoughts of the eagle given below.

I looked down. Smoke! It is growing bigger and bigger.
Fire! The flames are rising higher and higher. They are eating up
the trees and the grass. The animals and birds are crying. Their cries
are becoming louder and louder.

What are the animals and the birds doing?
Select the words from the box given below and complete the
sentences.

crawling, jumping, flying, walking, hopping


- The parrots are
- The elephants are
- The snake is
- The monkeys are
- The rabbit is



UNIT 3

Activity 5

Children, would you like to know what happened to the forest after the fire?



Read the paragraph and complete it using the words given in the box below.

**bigger and bigger, larger and larger, higher and higher,
taller and taller, deeper and deeper**

Days passed. It started to rain. The trees became taller and taller. The neem tree was again full of green leaves.

Day by day the leaves grew

The vines crept..... The ponds were filled with water and became..... The little birds grew.....

The birds and animals were happy thereafter.



UNIT 3

Activity 6

'The fire rose higher and higher. The hot flames reached near the nest. The little birds woke up. They looked out of the nest. 'Mother... mother...,' they cried aloud. But Mother sparrow had not yet returned. The little birds were afraid. What did they think? Write the thoughts of the little birds.



Thoughts of the little birds

Mother is not here.
.....
.....
.....
.....



UNIT 3

Activity 7

The wind went to call the clouds for help.

What did he say to the clouds? What was the clouds' reply?

Write the conversation between the wind and the cloud.



Oh friends, please come with me.



.....?



To the forest.



What happened there?



.....



.....



.....



UNIT 3


PROJECT

There are so many trees around us. Name some of them.


Collect the leaves of trees and write their names. You can make a leaf album out of that.



.....




.....




.....

Draw the pictures of leaves and write the names of trees.



.....



.....



UNIT 3

Baby bird



One day Manu and Ammu were playing near their house.



Manu caged the bird. He kept the cage near the front window.



The father bird and the mother bird flew to the cage.



The mother bird and the father bird came with their friends.




UNIT 3



The birds flew up with the cage. They saw a rat hole near a bush.



They kept the cage near the rat hole. A rat came out from the hole.



The rat cut the cage with its sharp teeth.



The little bird came out of the cage. It flew up. The birds thanked the rat and gave some cherries.



UNIT 3

I Know

I know the characters in the story. I can draw them. I can understand their feelings. I can match the characters with their dialogues.



Wind

.....




.....

.....



.....

.....



Mother sparrow

.....

'Oh, Fire! Eat me...leave the little ones'
'Sorry,I can't stop burning.'
'I'll bring my friend soon.'
'The wind brought me here.'
'Please take care of my children.'
'We are hungry.'
'Fire...fire'



Little sparrows

.....



Neem tree

.....



Clouds

.....



UNIT 3

My learner can

identify the characters related to nature such as tree, fire, wind, cloud, rain, etc.	
identify the names of fruits.	
express likes and dislikes and justify them.	
identify the creatures who live on trees.	
identify the names of trees and plants in their surroundings.	
sing the given song and participate in choreography.	
use action words like 'crawling', 'jumping', 'flying', 'running', etc. in different meaningful situations.	
imagine and write the thoughts and feelings of characters in the story.	
describe things by specifying their colour, size, taste, etc.	
read and enjoy simple graphic stories.	
undertake simple project work to make a leaf album.	