

UNIT - 1

Vini's Smile

ACTIVITY - 1

- **Let's recite with the teacher :**

The Little One


This is the bag the little one bought,
This is the butterfly the little one caught.

This is the kite the little one flew,
This is the whistle the little one blew.

This is the bell the little one rang,
This is the song the little one sang.

White and black and green and red,
These are the words the little ones read.

These are the pictures the little ones drew,
All these things the little ones knew.



- **Make list of rhyming words :** (સરખા અવાજ વાળા શબ્દો શોધીને લખો)

Example: 1. taught, bought 2. flew, _____
 3. _____ 4. _____
 5. _____ 6. _____

- **Complete the table :**

Things	Actions
bag	bought
kite	
	caught
bell	
song	
pictures	

ACTIVITY - 2

- નીચે આપેલા શબ્દો મોટેથી બોલો અને લખો.

A	B	A	B
buy	bought	know	_____
catch	caught	fly	_____
fly	flew	sing	_____
blow	blew	buy	_____
draw	drew	read	_____
know	knew	catch	_____
sing	sang	blow	_____
read	read	draw	_____

- વિભાગ B માંથી યોગ્ય શબ્દો પસંદ કરીને ખાલી જગ્યા પૂરો.

1. My mother _____ sugar from the market.
2. We _____ kites last Uttarayan.
3. My younger brother _____ a beautiful picture in the school competition.
4. Traffic police _____ the whistle and stopped the car.
5. I _____ the Ramayana in the morning.
6. My grandfather _____ four languages.
7. Cheteswar _____ the ball and threw at the stumps.
8. Today Sejal _____ a nice bhajan in the prayer assembly.

ACTIVITY - 3

Read these words.

hut	caught	husband	dropped
angry	silver	enjoyed	yesterday

હવે, તમારા શિક્ષક 'Methi Pakoda' વાર્તા કહેશે. તે સાંભળો તે વાર્તામાં ઉપર લખેલા જે શબ્દ તમે સાંભળો તે શબ્દ પર Xની નિશાની કરો. (શિક્ષક મિત્રો, 'Methi Pakoda' વાર્તા 'Revision'માં આપેલ છે.)

ACTIVITY - 4

- સોહનને તેના જીવનમાં બનતી ઘટનાઓનાં ચિત્રો દોરવાનો શોખ છે. તેણે દોરેલાં ચિત્રો અને મોહનને કહેલાં વાક્યો તેની ડાયરીના પાનામાંથી વાંચો.

06-01-2012, Friday

It was 6th January, 2012.

It was my birthday.

My father bought a bicycle for me.

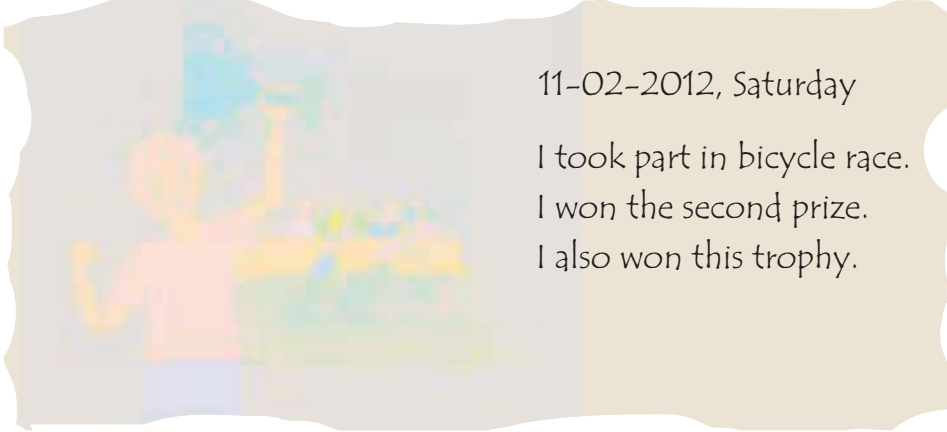


11-02-2012, Saturday

I took part in bicycle race.

I won the second prize.

I also won this trophy.



04-05-2012, Friday

Look at this picture,

This is SSG Hospital.

I had an accident.

I was in the hospital for three days.



ACTIVITY -5

- તમારા શિક્ષક વાર્તા કહે તે ધ્યાનથી સાંભળો, અને તેનું મૂક વાંચન કરો.

Smile in the Mirror (Part - 1)

It was 11th April, 2011. It was Tejasvini's 12th birthday. Her farther gifted her a beautiful bicycle. It was a unique bike. Blue in colour, a soft seat, a little bell and a rear view mirror.

When Tejasvini saw her bicycle, she said, "Wow !" She felt proud ! She placed her foot on left pedal and yelled, "Here I goWooo...hooo." She moved faster and faster. She went to the river bank. She enjoyed riding the bicycle on this rough path.

She was riding at her top speed. Then she noticed a red button near the bell. What was that ? She pushed the button.

Lo and behold !

There came out a big fan on the rear wheel. The fan started rotating. "vroom...vroom..." It thrilled Tajeshvini. She pedaled the bicycle with full strength.

And what a miracle ! The bike's front wheel rose from the ground... And then the rear one. The bike was flying now. She pedaled faster and the bicycle went up and up... three.... four.... five.... fifty meters !!

She was thrilled. Now she

was flying.... over the river !! She looked down, "Oh ! Is that a kite in the river ?" It was a boat. She turned the handle towards her village. She saw her school, "Oh ! No ! There are so many leaves of trees on the roof ! I will clean them tomorrow !" she thought. What else could she see from there?

- **Discuss in pairs and write your points below :**

(તેજસ્વિનીને બીજું શું શું દેખાયું હશે ? બે-બેની જોડીમાં ચર્ચા કરો અને મુદ્દા નોંધો.)

Smile in the Mirror (part - 2)

Now she was over the farms and fields. Green fields... she was enjoying the beautiful view... and... then she noticed a flock of birds on her way... She applied the brakes... the fan stopped and the bike started coming down... Tejasvini closed her eyes and held the handle tightly ! But within seconds... Dhadam. She cried out, "Ooo... Maaaa...!"

She opened her eyes, "Oh my God ! It was a dream." She got up, washed her face and looked into the mirror, "Hammm ! It was a dream this time but it will not be a dream forever !" She promised herself, "I will make a bike like this and fly over my village."

She smiled at herself in the mirror.

ACTIVITY - 6

- **Fill in the blanks with words given in the bracket.**

(કૌંસમાં આપેલા શબ્દોની મદદથી ખાલી જગ્યા પૂરો.)

[flock of birds, flying, came down, red button, swimming, dream]

1. Tejasvini's bicycle had a _____.
2. Tejasvini's bicycle was _____ in the sky.

3. Tejasvini applied the brakes to save a _____.
4. The flying bicycle was only a _____.
5. Tejasvini cried out because she _____ from sky to land.
6. Tejasvini was _____ years old.
(A) 11 (B) 12
(C) 2011 (D) 10
7. The rough path was _____.
(A) in the village. (B) on the river bank.
(C) In the sky. (D) in the river.
8. Tejasvini's dream is _____.
(A) to make magic car. (B) to make a real flying bicycle.
(C) to make a new boat. (D) to make a new fan.

ACTIVITY - 7

Answer the following questions.

(બે-બેની જોડીમાં ચર્ચા કરીને પ્રશ્નોના જવાબ લખો.)

1. Who gifted a bicycle to Tejasvini ?

2. What did Tejasvini see on the roof of her school ?

3. Describe Tejasvini's bicycle in two sentences.

4. Write two sentences about your dream.

ACTIVITY -8

- તમારા શિક્ષક રમાડે તે રીતે 'Guessing Game' રમત રમો.

(શિક્ષક ભિત્રો, એક વિદ્યાર્થીને બીજો એક વિદ્યાર્થી વર્ગખંડની બહાર લઈ જઈ કોઈ ક્રિયા કરવાનું કહેશે. તે ક્રિયા કરશે. પછી વર્ગની અંદરના વિદ્યાર્થીઓ તેણે શું કર્યું તે ધારશે. તેની ક્રિયા જોનાર ધારણા સાચી છે કે ખોટી તે જણાવશે.)

- આ પ્રકારનો સંવાદ થશે-

વર્ગની અંદરના વિદ્યાર્થી : Did he dance?

તેને જોનાર : No, he didn't.

વિદ્યાર્થી : Did he jump?

તેને જોનાર : Yes, he did.


જેની ધારણા સાચી પડે તે વિદ્યાર્થીને અભિનય કરવાનો અથવા તમારા બદલે જવાબ આપવાનો મોકો આપો.

ACTIVITY - 9

- નીચે ડૉ. સ્મીતા અને મનોજભાઈ સરપંચની એક દિવસના કાર્યોની માહિતી આપી છે. તે વાંચો.

Date : 26-10-2012, Thursday

Dr. Smita	Manojbhai (Sarpanch)
<ul style="list-style-type: none">• hoisted flag at high school• delivered a lecture• operated upon the patient• spent an hour with differently abled children.	<ul style="list-style-type: none">• hoisted flag at the primary school.• distributed sweets• inaugurated dairy.• talked with the head teacher about the school progress.



ACTIVITY - 10

- અહીં મનીષની બે નોંધો ભેગી થઈ ગયેલ છે. જેમાં તેણે ગઈકાલે કરેલા અને આવતીકાલે કરવાના કાર્યની નોંધ છે. તો બંને નોંધ અલગ પાડો અને લખો.

On sunday, I will wake up at 8.00 am. I will prepare my breakfast. I woke up at 6.00 am. I will meet my best friend, Sohail at 10.00 am. I left my house at 9.00 am. I went to the post office. I posted the envelope. I returned home. We will play chess. I will take lunch at Sohail's home. I took my breakfast and changed dress. I reached the school by bus. I came back home at 5.30 pm. We will go for a movie. I will return home at 7.00 pm. Then I watched TV and played video games with my friends. In the evening I took dinner with my family. After dinner, I will read for some time. I went to bed at 10.00 am.

Yesterday
I woke up at 6.00 am

Tomorrow
On Sunday I will wake up at 8.00 am

ACTIVITY - 11

- **Read the following text.**

Asma lives in Gandhinagar. One day her cousin Rizwan came there. She went to the bus station to receive him. They returned home . Asma opened the door and--

Asma : Rizwan, " Avo... Avo... welcome. Oh ? What do I see !

Rizwan : What is this ? Is this your house, Asma ?

Asma : Yes, unfortunately, it is my house.

Rizwan : But you can't arrange things like this. Only a monkey can do it.

Asma : Oh my God! The back door was not closed. I forgot to close it.


Rizwan : O dear, look there on the tree. The lucky monkey is eating your potato chips.

Asma : Those chips were for you. So the monkey is luckier than you.

Rizwan : Ok. Let's rearrange the room in a civilized way.

Asma : Let's do it. Hoop....hoop...

Before the monkey's entry



Let's read : What did the monkey do?

The monkey entered the room. It scattered all the things. The table fan is on the cot. It was on the table near the cot. The monkey broke the study lamp and tore the book. The monkey took out shoes from the shoe-stand and threw them out. The monkey threw the statue on the floor. It was in the corner. The cupboard was closed. Now it is open. The monkey put the flower vase on the sofa. It was on the stool. All the chairs were upside down.

Now, complete the following picture.

After the monkey's visit



ACTIVITY - 12

- તમે પણ Flying bicycle જેવું સાધન બનાવવા ઈચ્છતા હશો ને? તેનું ચિત્ર અહીં દોરો. તેના ભાગોના નામ અંગ્રેજીમાં લખો. તેમાં તમે કયો વૈજ્ઞાનિક નિયમ અપનાવ્યો તે પણ નોંધો.

Help line


- પ્રવૃત્તિ - ૩માં Revision - 1માં આપેલ "Methi Pakoda" વાર્તા સંભળાવવાની છે.
- "Now - Yesterday" સમત કાગડો - કાબરની સમત મુજબ સમાડવી. જેમાં વાક્ય "Now" ને લગતું આવે તે "Now" ટીમ અને "Yesterday" ને લગતું આવે તે "Yesterday" ટીમ ભાગશે.

UNIT - 2

How Many Did You...?

ACTIVITY - 1 (A)

- થોડા દિવસ પહેલાં રોકેશનો જન્મદિવસ હતો. તેનો ફોટોગ્રાફ જુઓ. હવે, તમારા શિક્ષક રમત રમોડે તે પ્રમાણે રમો. તમારા શિક્ષક વાક્ય બોલશે, ચિત્રને આધારે સાચા વાક્ય માટે T અને ખોટા વાક્ય માટે F લખો.



Example

1. _____ F _____
2. _____
3. _____
4. _____
5. _____
6. _____
7. _____
8. _____

(શિક્ષક મિત્રો, અહીં બોલવા માટેના વાક્યો Unitના અંતે Helpline માં આપેલાં છે.)

ACTIVITY - 1 (B)

Read the passage.

- A boy was sitting at his table near the window. He was doing his home work. His mother asked, "Did you take your breakfast ?" The boy said, "No". Mother called him and served his breakfast. He was about to start his breakfast. Then a beggar came to the door, he said, "Please give me something to eat."



The boy looked at the beggar. He looked really very poor and hungry.

He gave his breakfast to the beggar. The beggar was very happy. This boy was later known as Netaji Subhash Chandra Bose.

- **Discuss in pairs and Put (✓) Mark for right and (✗) Mark for wrong statements. (બે-બેની જોડીમાં નીચેનાં વિધાનોની ચર્ચા કરી ખરા વિધાન સામે (✓) અને ખોટા વિધાનો સામે (✗) ની નિશાની કરો.)**

1. Mother gave her breakfast to the beggar. []
2. The boy was studying. []
3. Netaji gave his breakfast to the beggar. []
4. The boy did not eat anything. []
5. The beggar asked for some money. []

ACTIVITY - 2

(A) Say these phrases after your teacher say.

(તમારા શિક્ષક બોલાવે તે પ્રમાણે આ શબ્દ સમૂહો બોલો)

at one blow in our kingdom
a rich reward behind a tree

(B) Listen to the following words and repeat them loudly.

(तमारा शिक्षक बोलावे ते प्रमाणे आ शब्दो बोलो.)

bit - beat

let - late

met-mat

sit - seat

get-gate

dead-dad

did-deed

met-mate

head-had

hid-heed

fed-fade

set-sat

ACTIVITY-3

• Read and enjoy :

Seven at One Blow

Once upon a time there was a young boy named Gopal. He liked *Jalebis* very much. One day he bought some fresh *Jalebis*. He put them in a dish. After a while he saw flies buzzing over the *Jalebis*. "Go away dirty flies." He shouted, but they didn't. He killed seven flies at one blow. He said to himself, "Wow ! seven at one blow! I am very brave."

The king heard about Gopal. He called him and said, "Gopal, you are a brave boy." Did you really kill seven at a blow ?" Gopal said, "Yes, your Majesty, I did." The king said. "You know, there are two cruel giants in our kingdom. They trouble people. There is no one to catch or kill them."

Gopal asked, "Did anyone try to catch them before ?" The king replied, "Yes, many people tried, but they failed. You are brave. You killed seven at a time. The giants are only two. Kill them and I will give you a rich reward."

Gopal knew, he was not able to catch or kill giants. But the king and the people had high hopes from him. He thought for a long time. Then he went out in search of the giants. He wandered here and there. He roamed in the mountains and valleys, but he failed.

After some days he was going through the forest. He saw the giants there. They were under a tree. Gopal was scared. He said to himself, "Oh, the giants are really huge. They look cruel too. The task is really tough. I can't fight with them."

He thought for a while. "I will try," he said to himself. He threw some stones at them and hid himself behind a tree. One giant got up and asked the other. "Did you throw stones at me ? The other replied. "No, I didn't." "You did it," he shouted, "Why did you



throw stones at me ?" The first giant replied, "I did not do anything. You threw the stones at me. They began to fight. They fought fiercely and killed each other.

Answer the following questions.

1. What did Gopal like to eat ?
(a) Jalebi (b) Barfi (c) Kajukatri (d) Adadiyo
2. Which insects were buzzing over the *Jalebis* ?
(a) ants (b) flies (c) mosquitoes (d) honeybees
3. Who killed the giants ?
(a) The king (b) Gopal
(c) A lion (d) They killed each other
4. Was Gopal brave or clever ? How can you say that ?

વાર્તા આધારિત નીચેનાં વાક્યો વાંચો અને યોગ્ય ક્રમમાં ગોઠવી, આપેલ ખાનામાં તેનો નંબર લખો.

1. The king asked Gopal to kill the giants. []
2. Gopal killed seven flies at a blow. []
3. The giants died. []
4. The giants fought with each other. []
5. Gopal threw some stones at the giants. []

ACTIVITY - 4

તમારા શિક્ષક રમોડે તેમ 'Fix Answer' અને 'Where is my Answer' રમત રમો. (શિક્ષક મિત્રો, બન્ને રમતોની વિગતો આ Unitના અંતે Helpline માં આપેલ છે.)

ACTIVITY - 5

(A) Read the sentences carefully and fill in the blanks.

(વાક્યો ધ્યાનથી વાંચો અને નમૂના પ્રમાણે પ્રશ્નો બનાવો.)

1. Gopal bought fresh *Jalebis*.
Did Gopal buy fresh *Jalebis* ?
Yes, he did.
2. The giants killed each other.
_____ the giants kill each other ?
Yes, they did.
3. Gopal did not throw stones at trees.
_____ throw stones at trees ?
No, he didn't.
4. Gopal did not kill ten flies.
_____ ten flies ?
_____.

5. The king promised a rich reward.

_____?
_____.

(B) Read the example and fill in the blanks.

Gopal bought some fresh *Jalebis*.

Who bought some fresh *Jalebis* ?

1. Gopal made a big belt.

_____ made a big belt ?

2. Gopal threw stones at the giants.

Who _____ stones at the giants ?

• **Gopal killed seven flies at one blow.**
What did Gopal kill at one blow?

1. The king saw the dead giants.

_____ did the king see ?

2. Gopal liked *Jalebis*.

What did Gopal _____ ?

• **Gopal returned to the village the next day.**
When did Gopal return to the village ?

1. The king called Gopal in the morning.

_____ did the king call Gopal ?

2. The strong men met Gopal last night.

When did the strong men _____ Gopal ?

• **Gopal put *Jalebis* in a dish.**

1. Gopal went to the mountains.

_____ did Gopal go ?

2. The young man hid behind the tree.

Where did the young man _____ ?

ACTIVITY - 6

- જૂથમાં બેસો. વાર્તાના આધારે નીચેના સંવાદ પૂર્ણ કરો. વર્ગમાં ભજવો.

Gopal : Go away dirty flies. (He kills seven flies at a blow.)
Wow ! Seven at one blow ! How brave I am !
(The king calls him)

King : Gopal, I heard about you. You are a very brave boy.
Did you really kill seven at a blow ?

Gopal : _____

King : You are a very useful person.

Gopal : Did anyone try to catch them before ?

King : _____

(Gopal goes to the forest and finds the giants. He
throws stones at them.)

1st giant: _____

1st giant : Why did you throw stones at me ?

2nd giant: _____

(The giants fight with each other and die.)

Gopal : Your majesty, both the giants are dead.

King : _____

Gopal : _____

King : Gopal, you are really brave. You deserve half of my
kingdom.

ACTIVITY - 7

• Project Work

Work in groups of five. Collect six to eight pictures of different insects from newspapers / magazines etc. Take a chart-sheet and stick them on it. Display them in the classroom.

(પાંચના જૂથમાં કામ કરો. જુદા જુદા દસ જીવજંતુઓનાં ચિત્ર વર્તમાનપત્ર, મેગેઝિન, બાલસૃષ્ટિ વગેરેમાંથી મેળવો. એક ચાર્ટ લો અને તે ચિત્રોને, ચાર્ટ પર ચોંટાડો. ત્યારબાદ તેને વર્ગખંડમાં પ્રદર્શિત કરો.)

જૂથમાં કામ કરતા કરતા નીચેના પ્રશ્નોના જવાબ મેળવતા જાઓ.

1. Where did you get these pictures from?
2. How many pictures did you get ?
3. Which insects have you got ?
4. When did you collect the pictures ?
5. Who helped you to collect the pictures ?

Riddles :

1. What is the end of everything ?
2. I have legs but I can't walk
I have arms but I can't write
Who am I ?

Help line

Activity - 1 (A)

1. This is the picture of a garden.
2. The birthday boy was in the middle.
3. The cake was not cut.
4. There were four friends in the party.
5. All wore the paper caps.
6. The cake was on the chair.
7. All were eating the cake.
8. The birthday boy's father was present in the party.

- પ્રવૃત્તિ નંબર : ૪ મુજબ **Fix answer**ની રમત માટે નીચેના પ્રશ્નો પૂછો.

1. How many flies did you kill ?
2. Did you bring mobile ?
3. When did he get up ?
4. Where did you go ?
5. Did you take breakfast ?
6. Did you pass SSC exam ?
7. How many chairs did your mother put in a room ?
8. Was Ramu in the garden ?
9. Who went to the big-bazaar ?
10. Where were you yesterday ?

- **Where is my answer** તથા પત્તાની રમત રમાડવા માટે જરૂરી એવા પ્રશ્નો અને જવાબની યાદી.

જૂથ : ૧ પ્રશ્નો

1. Where did you go last vacation ?
2. How did you go to garden ?
3. Where did you study ?
4. Who was in library ?
5. Where was your text-book ?
6. When did you reach to the theatre ?
7. Whose kites did you fly ?
8. Who danced with you ?
9. Where did you go to meet the prime minister ?
10. Who was living in Ahmedabad ?

જૂથ : ૨ જવાબો

1. I went to Simla last vacation.
2. I went to garden by the bike.
3. I studied in Arayan Primary School.
4. Mahesh was in the library.
5. My text-book was in the cup-board.
6. I reached theatre at 9.00 pm.
7. I flew Rakesh's kite.
8. My friend danced with me.
9. I went to Delhi to meet the Prime Minister.
10. Kanu was living in Ahmedabad.

ઉપર જેવા પ્રશ્નો ને જવાબનાં પત્તા બનાવવા.

UNIT - 3

Yes, I Will

ACTIVITY-1

During Gujarati class, Hiral passed a chit to Hetanshi. She read it and passed it to Sejal. Sejal passed it to Ashika.

She was about to open the chit but the teacher took it. He threw it in the dustbin.

In the recess time, Ashika found out the chit from the dustbin.

Here is that chit:



- તમે આવી ચબરખીઓની મદદથી તમારા મિત્રો સાથે વાતો કરો છો? ગઈકાલે Kuldeep, Narendra, Sahil અને Rashmi પુસ્તકાલયમાં બેસીને ચબરખીની મદદથી વાતો કરતાં હતાં તે વાંચો:



• **Now answer the questions :**

1. Who wanted to play kabaddi?

2. Rashmi wanted to play chess. True or false? _____

3. _____ and _____ will play chess.

ACTIVITY - 2

• **Read and enjoy :**

Yesterday was Sunday. Shivani went on a picnic with her family. Her friend Nitu also went with them. They went to a picnic place near the lake.

The children sat near the lake. Nitu said, "The water is clean. Let's keep our legs in it....Oh, how cold it is!" Mother said, "Look here children! Be careful!" "O.K" said the children.

It was about noon. Mother said, "Yes" with joy. They sat under a banyan tree.

It was about three o'clock in the afternoon. Father said, "Come children, let's go for a boat ride." They all went for a boat ride. The children sang the song: Row, row, row your boat, gently down the stream, merrily, merrily, merrily, life's a happy dream!

In the evening they returned home.

A અને B વિભાગના વાક્યો વાંચો અને જોડો:

A

1. Let's keep our legs in the water
2. Let's eat something.
3. Let's go for a boat ride.
4. Let's sing a song

B

1. They sang a song.
2. They sat under a banyan tree.
3. They put their legs in the water.
4. They all went for a boat ride.

- હવે ઉદાહરણ મુજબના વાક્યો બોલો અને લખો:

A : Let's fly kites.

B : They bought five kites.

A : Let's _____ kabaddi.

B : They played kabaddi.

A : _____

B : We read story books in the recess.

A : _____

B : Ashika and Rahul wrote a letter.

ACTIVITY-3

- **What do you use to wash your hair? Shampoo or some other thing? Let's meet a salesman who sells shampoo.**

Can I have your five minutes?

Harry Patel is a salesman. He meets different people; talks with them and sells the shampoo.

Yesterday he met three people.

In the morning he was at Mr. Jadeja's doorstep. He rang the doorbell. Mr. Jadeja opened the door. Harry smiled and said, "Hello sir, I am Harry from Happy Herbal Shampoo. Can I have your five minutes?"

Mr. Jadeja welcomed him. Harry took sit in front of Mr. Jadeja. "Oh! A beautiful drawing room. Sir, this is our new product for the people like you. It cleans the hair quickly and saves your time. We call it Happy Herbal Shampoo-The Quicker.

"Is it really quick? Give me a proof. You know I am a policeman."

"Yes, sir. I know. Sir, just three minutes. It will take only three minutes."

"Oh ! I can't believe it."

"Well sir, it is our special formula. It has less foam. Just keep it for three minute and you have clean hair."

"Let me think ... "

"Sir, you can buy a small bottle and try it for only ₹ 75. I am sure it'll satisfy you ... or I will take it back and return your money."

Mr. Jadeja agreed and bought a 100 ml of Quicker Shampoo. Harry thanked him and gave his visiting card.



Next he went to Mrs Sharada Modi's house. He reached the doorstep and read the nameplate. Mrs. Modi welcomed him.

"Hello, ma'am I am Harry from Happy Herbal Shampoo. Can I have your five minutes?"

"Sorry, Mr. Patel. No time today. I am already late for the school Praveshotsav Function. I am the chief guest there."

"O.K. Can I have your contact number?"

"Why not? Here is my card. Take an appointment and then come."

"I will. Thanks."



It was 12-30. He was hungry. On his way he saw a board. "**Reshma Beauty Parlor**" Hamm ... a good place for wholesale business. Let me try." He passed the glass door and entered. He saw a lady at the desk. "Hello, ma'am I am Harry from Happy Herbal Shampoo. May I have your five minutes?"

Without waiting for Reshma's reply, he took out the shampoo bottles from his bag. "Ma'am here we have special products for hair washing. This is the Happy Herbal-Quicker. It cleans the hair quickly. And this one is Happy Herbal Lighter. It helps .. "

"Look, Mister. . . "

"Harry. I am Harry Patel."

"Hamm ... Harry, I am sorry. No Quicker shampoos like this. Sometimes these types of shampoos spoil out hair. And that can spoil my business."

"No, Ma'am! This Quicker will speed up your business. And raise your customer's hair. It has pure herbs like Aritha, Amala and Shikakai. It has so many other things too. Read it on the label.

Reshma read the label. "And what is the price? Oh ₹152 for a 220 ml bottle !"

"Ma'am it is the retail price. I can offer you a good discount. Let me see ... "

He opened his diary.

"Take this 500 ml big bottle. It will cost you ₹ 320. But ₹ 1500 for five same bottles."

"Then it's O.K. Please give me five bottles."

They exchanged their visiting cards.

Harry thanked her and felt hungry again. This time his hunger was stronger.

We care You

Natural Beauty Care

RESHMA BEAUTY PARLOR

Mahendi Specialist

Shop No. 17, Near Super Market,
Sanala Road, Morvi.
Mo - +91 99 99 99 99 99

- "Can I have your five minutes?" ને આધારે જણાવો કે નીચેનાં વાક્યો કોણ બોલી શકે ? Harry માટે H, Jadeja માટે J, Reshma માટે R અને Sharadaben માટે S લખો.

1. "How can you say that it will save my time?" :
2. "Hello! I am Mr. Patel. I am a Salesman." :
3. "Our company has made this shampoo for the people like you."
4. "I am very careful for customer's hair.":
5. "I need your five minutes.":
6. "I am in a hurry; I have a function in a school." :
7. "The market price is different.":
8. "Don't you have some conditioners with shampoo?" :
9. "It is two in one. Shampoo with conditioner" :
10. "We will meet some other day." :

ACTIVITY - 4

- તમારા શિક્ષક "I say" રમત રમાડશે. ત્યારબાદ નીચે આપેલી સ્થિતિઓ વાંચો અને તેવી પરિસ્થિતિમાં તમે શું પ્રતિભાવ આપશો તે કૌંસમાંથી શોધીને લખો. (શિક્ષક મિત્રો, "I say" રમત રમાડવા માટેના પ્રતિભાવ અને સ્થિતિ Unitના અંતે Helplineમાં છે)

[Sure, I will. Thank you for invitation; No sir. our decision is to go Panchamrut Dairy. ; I am sorry. We use another; Sorry but I prefer Automak Pen. ; Mom, give me some time.]

1. તમારા શિક્ષક મહીસાગરના પ્રવાસનું આયોજન કરે છે... પરંતુ તમે અને તમારા મિત્રોએ પંચામૃત ડેરીની મુલાકાત કરવાનું નક્કી કરેલ છે.

2. તમારી માતા તમને દુકાનેથી કોઈક વસ્તુ ખરીદવા માટે મોકલવા ઈચ્છે છે. તમે તમારું ગૃહકાર્ય કરી રહ્યા છો. તમારું ગૃહકાર્ય ૧૫ મિનિટમાં પુરું થઈ જશે.

3. દુકાનદાર તમને એક પેન ખરીદવાનું કહી રહ્યો છે. તમને તે ગમતી નથી.

4. હેરી પટેલ તમને હેપ્પી હર્બલ શેમ્પુ વેચવા માગે છે. તમે તે લેવા માગતા નથી.

5. ધ્રુવીલ તમને તેના ભાઈના લગ્નનું આમંત્રણ આપે છે. તમે ત્યાં ચોક્કસ જશો.

ACTIVITY - 5

- બે - બેની જોડી બનાવો. નીચેના વાક્યોમાંથી પ્રસ્તાવ હોય તેની સામે P (Propose) જો પ્રતિભાવમાં 'હા' હોય તો A (Accept) અને 'ના' હોય તો D (Decline) લખો.

1. Let's play chess. []
2. Why not ? Let's play. []
3. Sorry. I like to play Kho Kho. []
4. Sure, let me see it. []
5. Please, open that window. []
6. Papa, will you help me with my home work ? []
7. Sure. []
8. Sorry, I have tried but I could not open it. []
9. Umm... Let me ask the other members of the band.
I will tell you tomorrow. []
10. Definitely. All my friends will be happy. []
11. Oh! I like it. Wait for five minutes.
Then I will be with you. []
12. Sorry, I have tried but I could not open it. []

હવે તે, વાક્યોને નીચેના ટેબલમાં વહેંચો.

પ્રસ્તાવ	પ્રતિભાવ	
	No	Yes

ઉપરના ટેબલના આધારે જોડીમાં સંવાદ કરો.

ACTIVITY -6

•વિજયભાઈ અને રાગિણી ના સંવાદોને ઉદાહરણ મુજબ જોડો.

Vijaybhai

Hello, Happy Herbal Shampoo?

I want to buy your shampoo for my shop

Thanks That's a better option.

Twenty bottles Different flavours. Can I have a price list?

Ragini

How many bottles do you want?

Yes, Sir what can I do for you ?

Sure sir, our salesman will come to you.

નીચેના વિકલ્પોના ઉપયોગથી સંવાદ પૂર્ણ કરો

[I will; Yes, who is speaking?; Madam is in the meeting; sorry]

Harry : Is it Mrs. Shardaben Modi's number ?

Chimanbhai : _____

Harry : I am Harry from Happy Herbal Shampoo

Chimanbhai : Yes, Mr. Harry. _____

Harry : _____
When can I meet her ?
Chimanbhai : _____, I Can not give you the time.
Harry : Will you please give my number to her ?
Chimanbhai : Sure. _____

ACTIVITY-7

- જોડીમાં કાર્ય કરો. નીચે બબલ્સમાં આપેલા વાક્યોને કાળજીપૂર્વક વાંચો. તે ઝૂબીન અને તેની મમ્મી વચ્ચેનો સંવાદ છે. કોણ કયું વાક્ય બોલ્યું હશે તે શોધી કાઢો. ઝૂબીનના વાક્યની આગળ "Z" અને મમ્મીના વાક્યની આગળ "M" લખો.



હવે આ વાક્યોને નીચે મુજબ લખો. ત્યારબાદ તમારા જોડીદાર સાથે મોટેથી વાંચો.

Zubin : I'm feeling hungry. May I have a laddu, please ?

Mummy : Yes, of course, Zubin.

ACTIVITY - 8

- Here is the wrapper of Happy Herbal Shampoo.

Happy Herbal Hair Cleanser

Enriched with Amala, Aritha, Shikakai & Jasud (For external use only)

Gently cleanses and makes hair soft and black. It's regular use helps control dandruff, hairfall & premature greying of hair.

Ingredients : Aritha 20%, Amala 15%, Shikakai 15%, Jasud 5%, Chandan 5%, Bhringraj 5%, Water to make 100% & fragrance blended with coconut oil.

Directions : Gently massage, cleanser into wet hair and scalpe, leave it for 2-3 minutes and rinse thoroughly. Repeat if necessary. Safe for daily use.

Net Vol. : 220 ml
Mfg Lic. No. : GA/844

MRP ₹ : 152

Mfg. d : 6/2013

Best use before :
3 years from the date of mfg.

Customer Care : Tel : +91-79-555555

Email : herbalcare@happy.com

online buying : happyhair.com

Project

- તમે એકત્ર કરેલા રેપર્સ / લેબલને આધારે નીચેના ટેબલમાં વિગતો પૂર્ણ કરો. તમારા વિજ્ઞાનશિક્ષકની મદદથી તે "Ingredients" "Harmful" છે કે "Harmless" છે. તેની ચર્ચા કરો.

No.	Product Name	Key Ingredients - Harmful or Harmless					
		Aritha 20%	Harmless	Amala 15%	Harmless	Shikakai 15%	Harmless
1	Happy Herbal Shampoo						
2							
3							
4							
5							

- પૂર્ણ કરેલ વિગતને આધારે નીચે મુજબની સ્થિતિમાં તમે શું કહેશો તે લખો :

- Harry : Please, buy our Happy Herbal - Quicker.
You : Oh ! I like it. It is just right for me.
- Shopkeeper : Please, take this _____ (Product No. 2)
You : _____
- Your friend : Let's take _____ (Product No.3)
You : _____
- Salesman : Our _____ (Product No. 4) is good for you.
You : _____
- Father : Will you take _____ (Product No. 5) ?
You : _____

Help line

- વિદ્યાર્થીઓને વિવિધ visiting cards અને Wrappers એકત્ર કરવાનું કહો. જેનો ઉપયોગ તમારે Project દરમ્યાન કરવાનો થશે.

Activity - 4 માં "I Say" રમતમાં બોર્ડ પર નીચેના જેવા પ્રતિભાવો લખો.

1. Yes, Why not ?
 2. Sorry, I cannot
 3. Oh ! I like to join you
 4. I will enjoy it
 5. Let me think
 6. I will enjoy it
 7. Definitely
 8. Thank you
- ત્યારબાદ તેમને નીચે જેવી પરિસ્થિતિઓ વાંચી સંભળાવો. તેઓ પરિસ્થિતિને આધારે બોર્ડ પર લખેલા પ્રતિભાવો પૈકી યોગ્ય પ્રતિભાવ આપશે.
 1. Can you help me with my home work ?
 2. Let's watch a movie.
 3. Will you be my partner in the game ?
 4. Who is our education minister ?
 5. Here is your new book. - આ સિવાય વર્ગખંડને અનુરૂપ પરિસ્થિતિઓ બોલવી.

condition-સ્થિતિ

conditioner-ચોક્કસ સ્થિતિ જાળવી રાખવા ઉપયોગી સાધન કે વસ્તુ.

air conditioner-હવાનું તાપમાન નિયંત્રિત રાખવા ઉપયોગી સાધન.

hair conditioner-વાળને ચોક્કસ સ્થિતિમાં જાળવી રાખવા વપરાતું પ્રવાહી.

UNIT - 4

Longer, Sharper, Bigger

ACTIVITY - 1

- નીચે આપેલ ચિત્ર જુઓ, તમારા શિક્ષક વર્ણન કરે તે સાંભળો અને પછી જે કહે તે પ્રમાણે તેમની સૂચનાઓ અનુસરો. શિક્ષકમિત્રો, સૂચનાઓ નીચે footnoteમાં આપેલ છે.



1. Draw a moustache to the fat boy.
2. Draw a star on the high mountain.
3. Put a bird on the tall tree.
4. Draw a car on the short road.
5. Draw fish in the lake.


ACTIVITY - 2

- નીચે આપેલ ચિત્ર જોઈને જોડીમાં સંવાદરૂપે વર્ણન કરો:

Room 'A'



Room 'B'



Jyoti : Room 'A' is 15 feet long and 12 feet wide

Radha : Room 'B' is 12 feet long and 10 feet wide so room 'A' is bigger than room 'B'

Jyoti : Yes, but TV sets are equal in size and table in 'A' is as big as table in 'B'.

Radha : The wall clock in A is higher than that is in B. Showcase in A is not so big as in B.

Jyoti : Look at the chairs. The chair in room A is costlier than in room B.

Radha : Fangshui is shorter than statue of god.

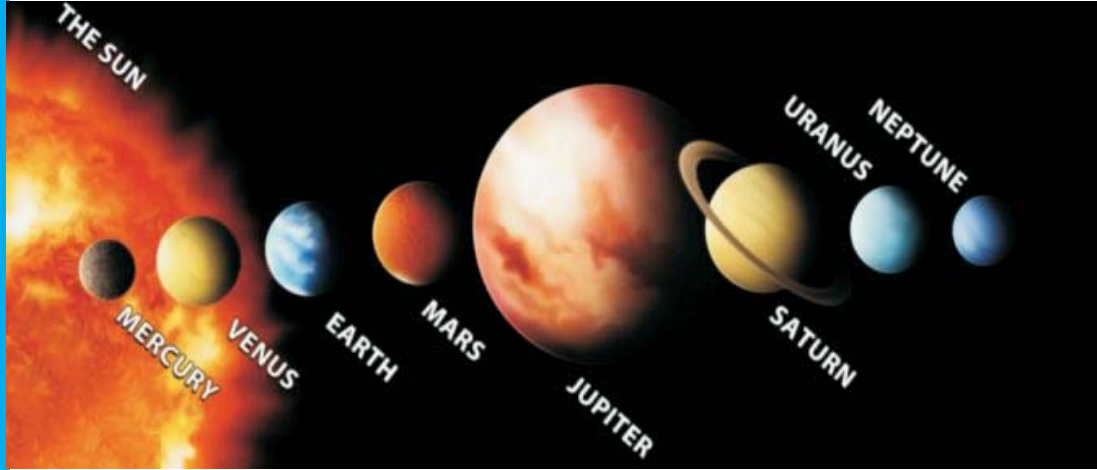
વર્ણન અને ચિત્રની મદદથી આપેલ કોઠામાં વિગતો ભરો :

સરખી વસ્તુઓ	
નામ	વર્ણન
TV	as big as
_____	_____
_____	_____

સરખી ના હોય તેવી વસ્તુઓ	
નામ	વર્ણન
clock	bigger smaller
_____	_____
_____	_____

ACTIVITY - 3

- આપેલ સૂર્યમંડળનું ચિત્ર અને તેની સાથે આપેલ માહિતીવાળા કોષ્ટકના આધારે તમારા શિક્ષકની સૂચના પ્રમાણે કાર્ય કરો :



Name of Planets	Distance from the sun (AU)*	Temp. in Celcius	Distance from the moon in km	No. of
Mercury	0.39	180 ^o to 430 ^o	4878	00
Venus	0.72	465	12104	00
Earth	1	89 ^o to 58 ^o	12756	11
Mars	1.52	82 to 0	6787	22
Jupiter	5.20	150	1,42,800	6363
Saturn	9.54	170	1,20,000	6262

* AU = Astronomical unit

- The Venus is bigger than the _____ (Earth / Mercury)
- _____ is smaller than _____.
- Which planet is farther from the Sun, the Jupiter or the Saturn ? _____
- Which planet is bigger than the Saturn, the Mars or the Jupiter ? _____.
- Which planets have higher temperature than the Mars ? _____.

ACTIVITY - 4

•Enjoy the story.

The Prince and His Friends

Sohansen was a prince. He had three friends. Longer legs, Sharper eyes and Bigger belly. They had special powers.

In that land, another king had a beautiful princess. Many young princes hoped to marry her. But the king, her father did not want his daughter to marry at all. The king was a magician. So, he set three difficult tests. Each day he would hide the princess at a different place. The prince had to find and bring her back to the palace. Many princes tried but failed in this test. So the king turned them into a donkey with his magic (Magical power.)

Sohansen went to the king. The king said, "I have hidden the

princess somewhere. Find her out and bring her to me before the sunset."

The Sharper eyes looked all around and said, "The princess is on the top of a mountain, a hundred miles away."

Then Longer legs ran as fast as the wind. He came back with the princess before dark (sunset). The king was angry.


The next day the king said, "I have hidden the princess somewhere else. Bring her back to me before the sunset."

Sharper eyes looked and said, "The king has turned her into a golden leaf. She is two hundred miles away. The leaf is shaking (hanging) in the wind."

Longer legs ran faster than the wind. He came back with the princess before night fall (sunset). The king was angrier.

On the third day the king said, "Come with the princess before sunset."

Again Sharper eyes looked all around and said, "The princess is quite closer (very close, nearer). She is at the bottom of a very deep lake. The king has turned her into a silver fish."



The four friends went to the lake.

"Now it is my turn." said Bigger belly. He started to drink water. He drank and drank. The lake was almost empty. The prince caught the silver fish.

The fish turned into the beautiful princess. Both the prince and the princess were happy. They went to the king. The king became very angry. The prince turned himself into a crow and flew away into the jungle.

- જો આ વાર્તામાં રાજા રાજકુંવરીને ચોથી વખત સંતાડે તો ક્યાં સંતાડશે ? તેની ચર્ચા ત્રણ-ચારના જૂથમાં કરો.

- પાઠના આધારે વાક્ય સાચું હોય તો [] માં T અને જો ખોટું હોય તો F લખો.

1. Sohansen went to the princess. []
2. Longer legs came back with the prince. []
3. The prince changed into a crow. []
4. The king set three difficult tests. []
5. The prince and the princess flew away into the jungle. []

- વાર્તાના આધારે નીચેનાં વાક્યોનો યોગ્ય ક્રમ આપેલ [] માં લખો.

1. The king hid the princess on the top of a mountain. []
2. The Bigger belly drank the whole lake. []
3. Prince Sohansen wanted to marry the beautiful princess. []
4. Longer legs ran faster than the wind. []
5. The prince and the princess were happy. []
6. The king set three difficult tests. []

- યોગ્ય વિકલ્પ સામે (✓) કરો.

1. Who was Sohansen ?
[] A. a king [] B. a prince
[] C. a princess [] D. a magician
2. Why did all the princes want to marry the princess ?
[] A. because she was a beautiful princess.
[] B. because they wanted to become the king.
[] C. because the king was a magician.
[] D. because the princes wanted to become the magician.
3. Where did the king hide the princess first time ?

- A. in the jungle
 B. in the river
 C. on the top of the mountain
 D. in the lake
4. Who brought the princess back from the jungle ?
 A. Sharper eyes B. Bigger belly
 C. The Prince D. Longer legs
5. Who drank whole water of the lake ?
 A. Bigger belly B. Longer legs
 C. The Prince D. Sharper eyes
6. How did the prince and the princess feel at last ?
 A. happy B. unhappy
 C. angry D. sad

ACTIVITY - 5

- रेभांकित शब्दनो अर्थ शोधी तेना सामेना [] मां ✓ मार्क करो.

1. The eagle can see very far. It has sharp eyes.
 big powerful beautiful
2. We hoped to visit a zoo. But we visited the museum.
 walked jumped wanted
3. There is a strong wind. The leaves of the tree are shaking.
 making sound flying moving
4. Raj has the special power to fly in the sky
 extra capacity like a bird good boy
5. The water turned into ice.
 changed into drank ate

ACTIVITY - 6

- સ્વપ્નીલ અને ગીતાંશ પોતાના વજન, ઉંચાઈ વગેરે માપે છે અને પોતાની રીતે નોંધે છે. વિગતો પરથી તેઓ કેવો સંવાદ કરે છે તે જોઈએ.

Name	Weight	Height	Birth date	Length of Nose
Swapnil	20Kg	110cm	24-10-2001	4 cm
Gitansh	25Kg	110cm	26-10-2001	3 cm

Swapnil : What is your weight ?

Gitansh : Twenty Five.

Swapnil : Oh fat man ! You are fatter than I.

Gitansh : Your nose ! Look at your nose. It is longer than my nose.

Swapnil : Don't talk with me in this way. You are younger than I.

Gitansh : What's your birthday ?

Swapnil : 24th October.

Gitansh : Let me see. My birthday is 26th October, two days ! And you say that you are older than I.

Swapnil : Sorry. But look at the height; oh! you are as tall as I.

Gitansh : Happy ?

Swapnil : You happy ?

- હવે તમે પણ તમારા ચાર મિત્રોનાં વજન અને ઉંચાઈનાં માપ તથા જન્મતારીખ નીચે આપેલ કોઠામાં નોંધો અને તેના આધારે વાક્યો બનાવી બોલો.


No.	Name	Weight	Height	Birth date	Length of Nose
1.					
2.					
3.					
4.					

- કોષ્ટક અને સંવાદના આધારે આ વિગતો ભરો અને વર્ગ સમક્ષ વાંચો.

1. _____ is taller than _____
2. _____ nose is longer than _____
3. My nose is not so long as _____
4. I am _____
5. _____ older _____
6. _____ tall _____
7. _____ heavier _____
8. _____

ACTIVITY -7

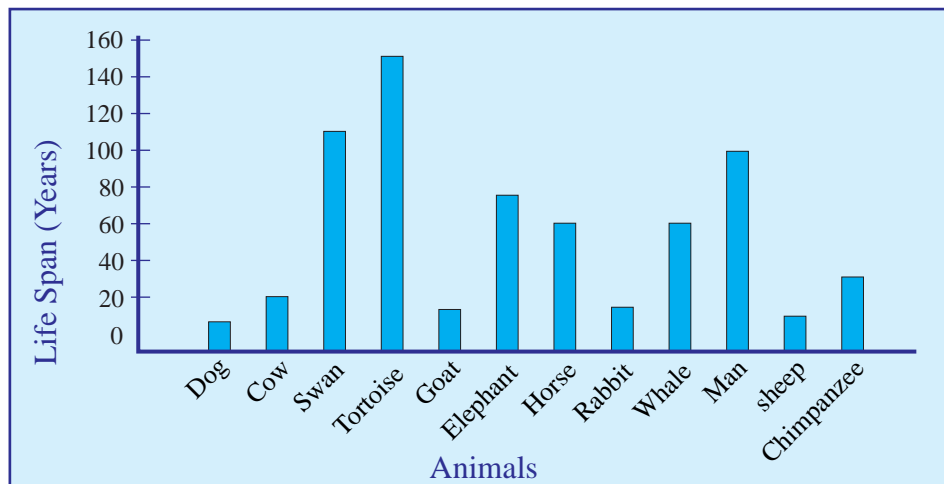
- જોયુંને, તમારામાં અને તમારા મિત્રોમાં કેટલી વિવિધતા છે. આવી વિવિધતા દરેક પ્રાણીઓમાં પણ હોય છે તે જોઈએ. ચિત્ર જોઈને તેની સરખામણી / તુલના કરીને નીચેના જેવાં વાક્યો બનાવો.



1. The elephant is bigger than hippo.
2. The giraffe is taller _____
3. _____
4. _____
5. _____
6. _____

ACTIVITY - 8

- અહીં પપ્પુએ પ્રાણીઓ વિશેની માહિતી ગ્રાફ સ્વરૂપે રજૂ કરી છે તે વાંચો અને તેના નીચે આપેલ માહિતી પૂર્ણ કરો.



Animals	Life span	Animals	Life span
Chimpanzee	_____	_____	100 years
_____	22 years	tortoise	_____
_____	70 years	goat	_____
_____	9 years	horse	_____
man	_____	sheep	_____

ઉપરની વિગતના આધારે નીચેના પ્રશ્નોના જવાબો આપો.

1. Who lives shorter life than the Chimpanzee ?

2. Who lives longer than the goat ?

3. Whose life span is shorter than the horse's life span ?

4. Whose life span is longer than the sheeps ?

5. Whose life span is shorter than the rabbits ?

6. Who lives longer than man ?

ACTIVITY - 9

- નીચે આપેલ Riddles વાંચીને સાચા જવાબ સામે (✓) કરો આવું એક ઉખાણું તમે પણ બનાવો.

1. It is smaller than a rabbit and bigger than a rat. It is the enemy of the snake. What is it ?

(A) a cobra (B) a mongoose (C) a cat

2. It is bigger than a sparrow and smaller than a crow. Its color is green. What is it ?

(A) a parrot (B) a pigeon (C) a cock

3. It runs faster than the horse and the deer. It is a wild animal. It has very sharp claws and teeth. What is it ?

(A) dog (B) cat (C) cheetah

4. It looks like a horse. It has stripes on its body. What is it ?

(A) zebra (B) wild ass (C) pony