

## Maths-Environment

Use Teachers' Edition separately  
prepared for teachers and parents

# Koojan

## Standard 2

### (First Semester)



### PLEDGE

India is my country.

All Indians are my brothers and sisters.

I love my country and I am proud of its rich and  
varied heritage.

I shall always strive to be worthy of it.

I shall respect my parents, teachers and all my elders and  
treat everyone with courtesy.

I pledge my devotion to my country and its people.

My happiness lies in their well-being and prosperity.

**Price : ₹ 30.00**

Name of Student : \_\_\_\_\_

Name of School : \_\_\_\_\_

Class : \_\_\_\_\_ Roll No. : \_\_\_\_\_



**Gujarat State Board of School Textbooks**

**'Vidyayan', Sector 10-A, Gandhinagar-382010**

© Gujarat State Board of School Textbooks, Gandhinagar

Copyright of this book is reserved by Gujarat State Board of School Textbooks. No reproduction of this book in whole or in part, in any form is permitted without written permission of the Director, Gujarat State Board of School Textbooks.

**Authors (SRG)**

Shri Radhaben Yadav	Shri Parimal Patel
Shri Sonu Gohil	Shri Suketu Yagnik
Shri Bharat Prajapati	Shri Suchit Prajapati
Shri Chintan Shah	Shri Jignesh Shah
Shri Hitesh Prajapati	Shri Gaurang Patel
Shri Pratik Patel	Shri Prakash Prajapati
Shri Sanjay Patel	Shri Dhruv Desai
Shri Ashok Parmar	Shri Pankajgiri Goswami
Shri Dipti Godasara	Shri Ketan Patel
Shri Pragnesh Upadhyay	Shri Nilesh Nathani
Shri Rajendrasinh Parmar	Shri Dhirubhai Panchal
Shri Komal Zabuwala	

**Translation**

Shri Sejalben H. Sarvaiya

**Reviewers**

Dr. Alkaben Macwan  
Shri Snehaben Patel Moss  
Shri Meenaben D. Moray

**Artist**

Shri Smita Rana	Shri Kanjibhai Parmar
Shri Jayant Pranami	Shri Gaurishankar Mehta
Shri Ankur Suchak	Shri Manish Parekh

**Co-ordinator**

Shri Ashish H. Borisagar  
(Subject Co-ordinator : Mathematics)

**Preparation and Planning**

Shri Haresh S. Limachiya  
(Dy. Director : Academic)

**Lay-out and Planning**

Shri Haresh S. Limachiya  
(Dy. Director : Production)

**PREFACE**

In keeping with the guidelines laid down under NCF-2005 and RTE-2009, structural pedagogical changes have come about in primary education, curriculum and syllabus design and textbooks across India. This change refers to our understanding of concerned subjects and teaching-learning procedure on the whole. The primary objective of this syllabus is to foster creativity, out-of-box thinking, logical and analytical skills among young children keeping this approach in mind, the Textbook Board of Gujarat takes pleasure in introducing the textbook of **Standard 2 Koojan (Maths-Environment, First Semester)** to students, teachers and parents painstakingly prepared by G.C.E.R.T., Gandhinagar.

IGNUS-erg Team Members have provided vital inputs and guided the State Resource Group members in the entire process of framing new syllabus and designing the textbooks. UNICEF and the core-group members of the concerned subjects have been quite helpful at various junctures.

Before prescribing this textbook in the schools across Gujarat, Gujarati edition book had been introduced in selected schools on an experimental basis. Based on the feedback received from the stakeholders, necessary changes have been incorporated by Gujarat Council of Education and Research Training.

Gujarat State Board of School Textbooks convened a meeting of invited subject-experts and experts from GCERT to prepare the final draft of Gujarati edition textbook before prescribing it in the primary schools across Gujarat.

After that Gujarat State Board of School Textbooks has invited experienced teachers to translate it into English and subject expert teachers reviewed this book and then final edition is prepared.

Every effort has been made to maintain quality of the book and to cater to the taste of young students. We hope that young children will like the four-coloured form of this textbook and make the optimum use of this book. Efforts have been made to make this text book errorfree. Still we solicit suggestions from all the stakeholders.

**Dr. Bharat Pandit**  
Director

Date : 3-3-2015

**Dr. Nitin Pethani**  
Executive President  
Gandhinagar

First Edition : 2015

**Published by :** Dr. Bharat Pandit, Director, on behalf of Gujarat State Board of School Textbooks, 'Vidyayan', Sector 10-A, Gandhinagar

**Printed by :**

## FUNDAMENTAL DUTIES

It shall be the duty of every citizen of India :

- (a) To abide by the Constitution and respect its ideals and institutions, the National Flag and the National Anthem;
- (b) To cherish and follow the noble ideals which inspired our national struggle for freedom;
- (c) To uphold and protect the sovereignty ; unity and integrity of India;
- (d) To defend the country and render national service when called upon to do so;
- (e) To promote harmony and the spirit of common brotherhood amongst all the people of India transcending religious, linguistic and regional or sectional diversities; to renounce practices derogatory to the dignity of women;
- (f) To value and preserve the rich heritage of, our composite culture;
- (g) To protect and improve the natural environment including forests, lakes, rivers and wild life and to have compassion for living creatures;
- (h) To develop the scientific temper, humanism and the spirit of inquiry and reform;
- (i) To safeguard public property and to abjure violence;
- (j) To strive towards excellence in all spheres of individual and collective activity so that the nation constantly rises to higher levels of endeavour and achievement;
- (k) To provide opportunities for education by the parent or the guardian, to his child or a ward between the age of 6 and 14 years as the case may be.

## Index

1.	Let us Count	1
2.	My Grandfather	11
3.	Kitchen	22
4.	Joy of Game	31
5.	Gilli - Danda	42
6.	Lion's Leadership	53
7.	Let me go to Grandma's House	65




### Identification of specific icons used in the book



# 1. Let us Count



## Classroom Game :



- Begin from 1 to reach 30.
- Roll one dice. Get the number and move that many blocks forward.
- Roll 2 dices. Get two numbers. Add them and move that many blocks forward.






**Observation :**



**Discussion :**



**Count :**



**Write :**





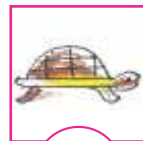














**Puzzle :**

							26	
		6			22			
			6		8	X		
1			4					24
				9		11		
		2					20	21



**Observation :**




**Write :**

● Colour of hills	
● Colour of leaves	
● Colour of clouds	
● Colour of mangoes	
● Colour of tortoise	
● Colour of fish	
● Colour of grass	



**Colour :**





Write :



Colour :

☆	😊	☆	😊	☆	😊	☆	😊
1				5			8
	15		13				9
17		19		21			
	31		29		27		25
33				37			40
		46			43		
49		😊	☆	😊	☆	😊	☆


1	7	9	3



Count :



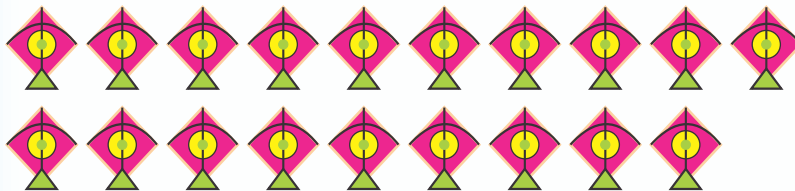
Observe and Do :



20



16



17

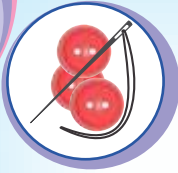


19



15





**Activity :**



**Outdoor Game :**



**Colour :**

	+		<input type="text"/>	<b>5</b>
	+		<input type="text"/>	<b>6</b>
	+		<input type="text"/>	<b>4</b>
	+		<input type="text"/>	<b>7</b>
	+		<input type="text"/>	<b>8</b>




**Observe and Do :**



**Colour :**




**Colour :**





**Observation :**



4



1



3



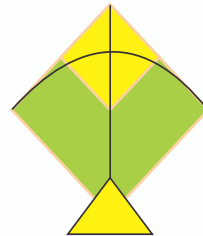
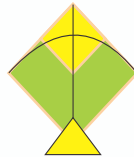
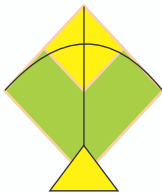

2



**Observe and Do :**



**Write :**



**Observation :**

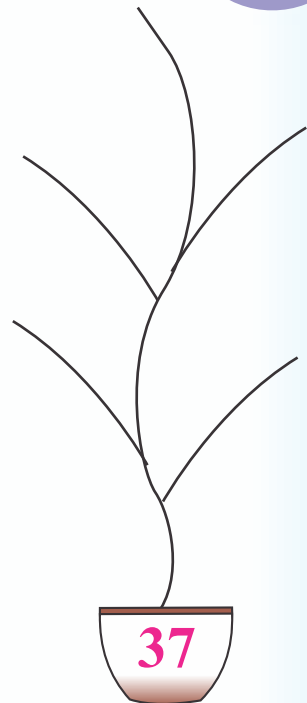




**Write :**

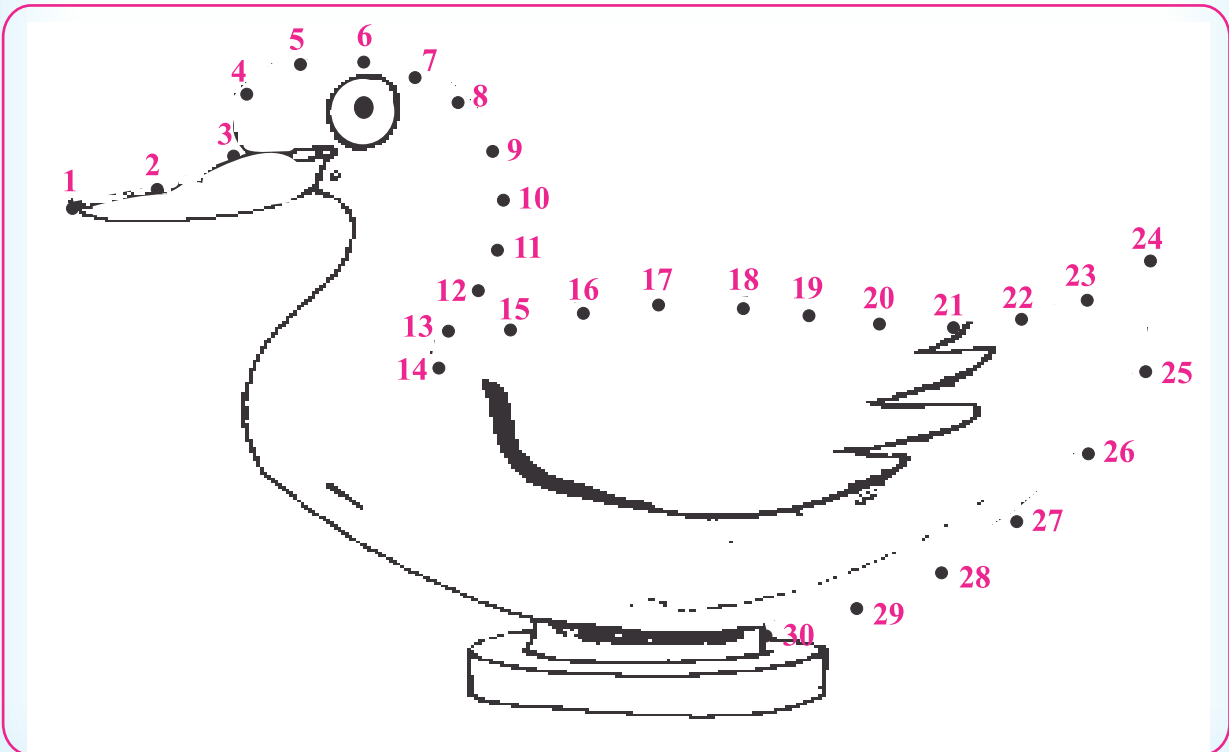





### Observe and Do :



### Colour : (Join the numbers in order to complete the picture and colour it :)






**Activity :**



.....



.....



.....



.....



.....



**Puzzle :**


$3 + 8 = \square$	$9 + \square = 22$
$9 + 14 = \square$	$17 + 7 = \square$
$\square + \square = 17$	$\square + 9 = 32$



Colour :













Discussion :



Colour :


**Sweet**      **Person**

				
<input type="radio"/>	<input type="radio"/>	<input type="radio"/>	<input type="radio"/>	<input type="radio"/>
				
<input type="radio"/>	<input type="radio"/>	<input type="radio"/>	<input type="radio"/>	<input type="radio"/>

## 2. My Grandfather



**Song :**



**Think and Say :**

- Who is the oldest member in your family ?
- Who is the youngest member of your family ?
- Whom do you consult when you fall sick ?



**Write :**

Black	Buffalo, .....
White	Cow, .....



**Discussion :**



**Write :**







Father's brother	Uncle
Maternal uncle's sister	
Mother's mother	
Father's father	



**Observation :**



**Colour :**

		
○ ○ ○ ○	○ ○ ○ ○	○ ○ ○ ○
		
○ ○ ○ ○	○ ○ ○ ○	○ ○ ○ ○

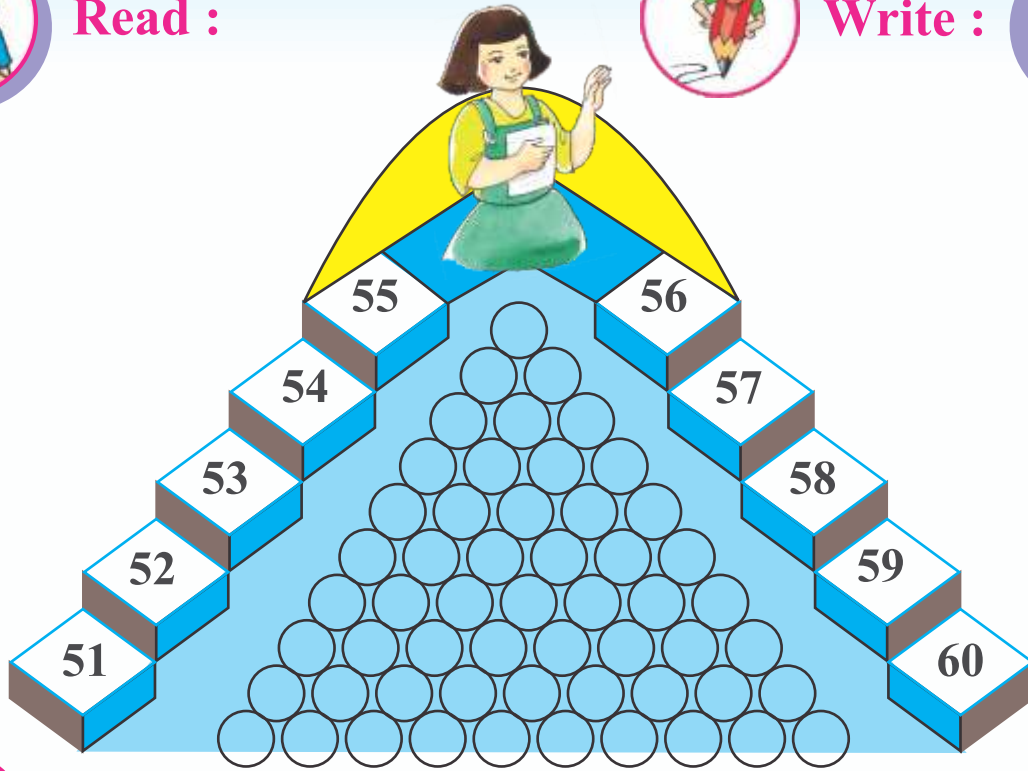




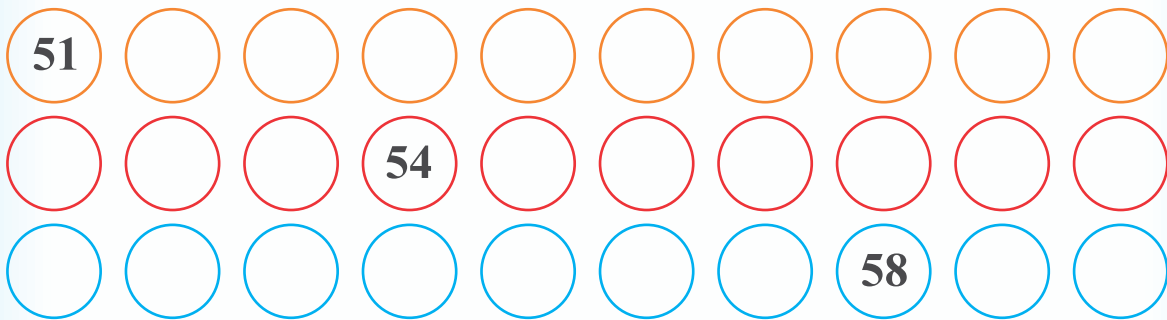
Read :



Write :



Write :



Outdoor Game :

51	52	53	54	55
60	59	58	57	56



Colour :

Winter

Monsoon

Summer

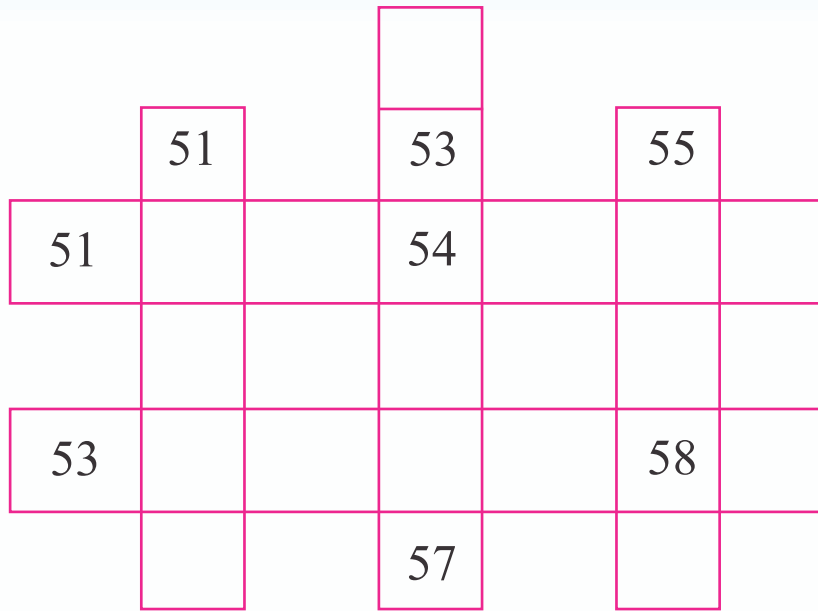


Write :

53			56	
56				
55		57		



**Puzzle :**



**Count :**



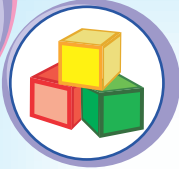
**Discussion :**

	+		50 and one	51
				Fifty one



**Colour :**

△ △ △ △ △ △ △ △ △ △	△ △	
△ △ △ △ △ △ △ △ △ △		
△ △ △ △ △ △ △ △ △ △		
△ △ △ △ △ △ △ △ △ △		
△ △ △ △ △ △ △ △ △ △		



Count :



Discussion :

	+		50 and four	54
			Fifty four	



Colour :

*	*	*	*	*	*	*	*	*	*	*	
*	*	*	*	*	*	*	*	*	*	*	
*	*	*	*	*	*	*	*	*	*	*	
*	*	*	*	*	*	*	*	*	*	*	
*	*	*	*	*	*	*	*	*	*	*	



Puzzle :

					60				
		59							
		58		58		58			
	57		57				57		
				56		56			
56			59				58		



**Observation :**



**Discussion :**

Sunday	Monday	Tuesday	Wednesday	Thursday	Friday	Saturday
1	2	3	4	5	6	7
8	9	10	11	12	13	14
15	16	17	18	19	20	21
22	23	24	25	26	27	28
29	30	31				



**Read :**



**Write :**

31	Tuesday	Sunday
51		
52		
53		
54		
55		



Count :



Write :




Puzzle :

				55					
			54						
			53		53				
	52				52	52	52		
	51			51					
51			54		55			52	



Count :



Write :




Read :



Write :

5	6	7	8	9	0
Sunday	Monday	Tuesday	Wednesday	Thursday	Friday

50	Sunday	Friday	58		
56			59		
57			60		



**Puzzle :**

$$24 = \underline{\textcircled{11}} + \underline{\textcircled{13}}$$

$$53 = \underline{\quad} + \underline{\quad}$$

$$58 = \underline{\quad} + \underline{\quad}$$

$$54 = \underline{\quad} + \underline{\quad}$$

$$57 = \underline{\quad} + \underline{\quad}$$



**Colour :**

Forty Five

Fifty Four

Fifty Five

Fifty Three

Fifty Nine

Fifty Two





**Discussion :**

Sunday	Monday	Tuesday	Wednesday	Thursday	Friday	Saturday
			1	2	3	4
5	6	7	8	9	10	11
12	13	14	15	16	17	18
19	20	21	22	23	24	25
26	27	28	29	30	31	



**Puzzle :**



3	+	Wednesday	=	18
23	+	Saturday	=	
17	+	Tuesday	=	
25	+		=	49

# 3. Kitchen



**Observation :**



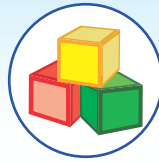
**Discussion :**




**Colour :**




**Observation :**




**Count :**



**Read :**

Here, there are total  $5 + 7 = 12$  [  ] cups.

+  =  [  ] are there.

+  =  [  ] are there.

+  =  [  ] are there.

+  =  [  ] are there.



**Discussion :**

Which utensils are there at home ?	Which utensils are not used for eating ?
Which utensils are there at home as well as in school ?	Which utensils are there at home but not in school ?



Colour :

$22 + 11$	<input type="radio"/>	<input type="radio"/>	$22 + 21$
$25 + 20$	<input type="radio"/>	<input type="radio"/>	$11 + 14$
$31 + 12$	<input type="radio"/>	<input type="radio"/>	$12 + 21$
$15 + 10$	<input type="radio"/>	<input type="radio"/>	$15 + 30$



Think and Say :



Write :

Wood	Steel	Glass	Plastic
Stick			
	Spoon		



Think and Say :



Write :

Sweet item


Salty item



Spicy item




Observation :



Discussion :





## Story :



There was a flock of pigeons. The flock had a chief named Kaboo. There was another pigeon named Haboo in it. Kaboo and Haboo used to argue with each other all the time. If Kaboo said, "Let's go this way", instantly Haboo would say, "No, not that way, let's go this way." Kaboo would say, "let's go to the Public bird feeder" (*Chabootaro*). Immediately Haboo would say, "Why not to farm?" Thus, their arguments would go on and on.

Some pigeons of the group were in favour of Kaboo and some of Haboo. The division of the group in two parties was quite evident when they would eat. On one side, there would be Haboo's group and pigeons of Kaboo's group on the other side. Often they used to discuss like this :

"Why would these two quarrel all the time?"

"Because Haboo wants to be the chief of the group."

"Then make him chief. He is young too!"

"But what's wrong with Kaboo? After all he is experienced."

"But now, he has turned old. It is better to have a young leader."

"But their quarrel will be very harmful for the group, some day."

Thus, they all quarrelled but lived together.

One day, all the pigeons of the group were sitting on a temple roof.

"Where would we go for food?"  
Asked one pigeon.

Haboo replied, "let's go to farms. There is plenty of grain there."

But Kaboo reacted in a second, "We should not go there. Nowadays, birdcatchers spread net there for catching birds. We would be caught."

Haboo said, "You are frightened because you have turned old now. There are many birds in the farm pecking grain. Nothing to worry."

"Haboo is right. We can not live in fear all the time," said one pigeon.

"Then, let's go to farms..." and everyone was ready to fly, when Kaboo said, "Halt, I am your leader. It's my duty to look after the safety of the group. I will not let you get trapped in a trouble."

And then, there was severe argument in the group. At last, most of the pigeons flew to the farm with Haboo. Some remained with Kaboo. Kaboo said, "These pigeons started following Haboo. But Haboo would be in trouble very soon and these pigeons too."


One wise pigeon said, "Let's follow them. We would not go on the ground and eat but would remain seated on the tree, lest they would be in trouble!"

Now, all the pigeons flew to the farm and sat on a nearby tree. Kaboo saw that Haboo and all the pigeons of his group were shouting and crying. "We are caught. Please save us." Kaboo reached there and asked, "What happened?"


Haboo said, "The bird catcher had spread a net here. We were caught as soon as we came here."



### Puzzle :



### Colour :



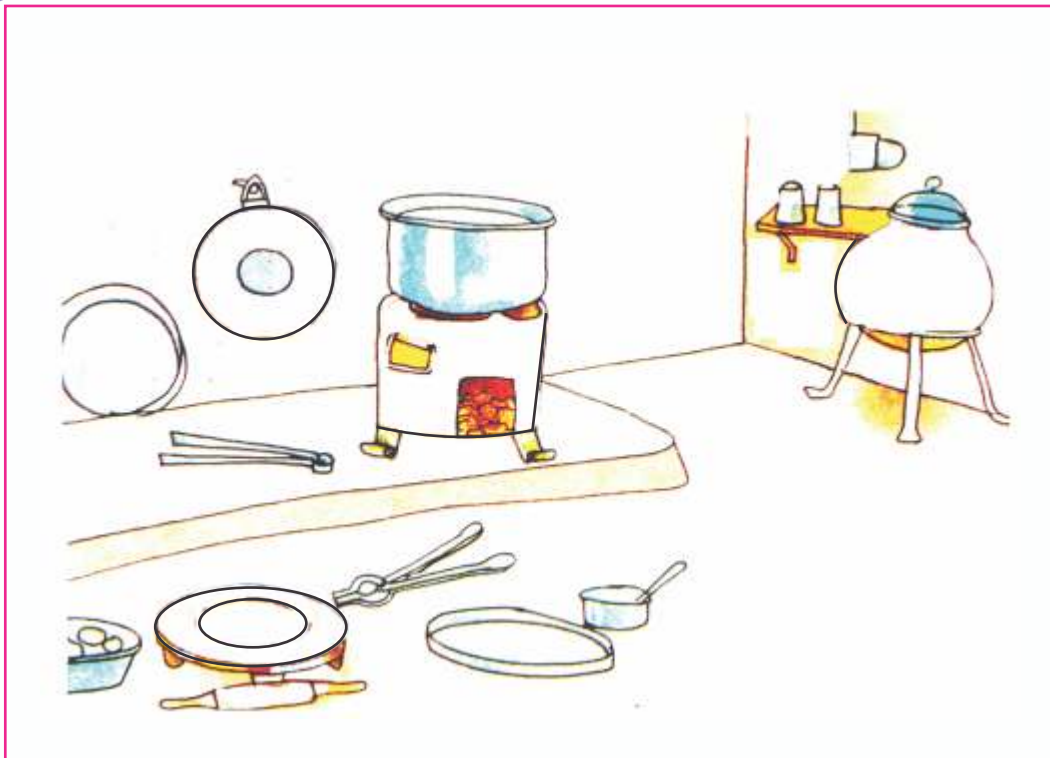




**Observation :**




**Discussion :**

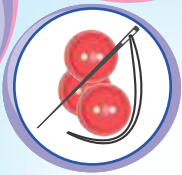


**Write :**




**Colour :**






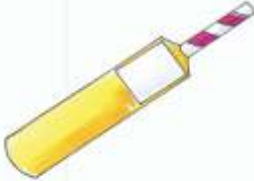


Activity :



Colour :



Puzzle :

	<input type="checkbox"/>	<b>Bat</b>	<input type="checkbox"/>
	<input type="checkbox"/>	<b>Top</b>	<input type="checkbox"/>
	<input type="checkbox"/>	<b>Flower</b>	<input type="checkbox"/>

## 4. Joy of Game



**Observation :**



**Discussion :**



**Read :**

**Chintu :** *Hey Pintoo ! Why are you wearing new clothes today ?*

**Pintu :** *Don't you know ? Today, we have *Garba* celebration !*

**Chintu :** *Garba celebration ? Really ? Where ?*

**Pintu :** *Here, in our school !*

**Chintu :** *Wow ! Who will sing and who will play music ?*

**Pintu :** *Why do you ask ? We all can sing.*

**Chintu :** *Oh yes, we all will enjoy but whom will you call for music ?*

**Pintu :** *Our teacher will play music.*

**Chintu :** *Oh yes, our teacher plays musical instrument very well.  
Stay here, I will wear my Garba dress and come.*

**Pintu :** *Sure, let's go. I will bring my *Dandiya*.*



### Think and Say :

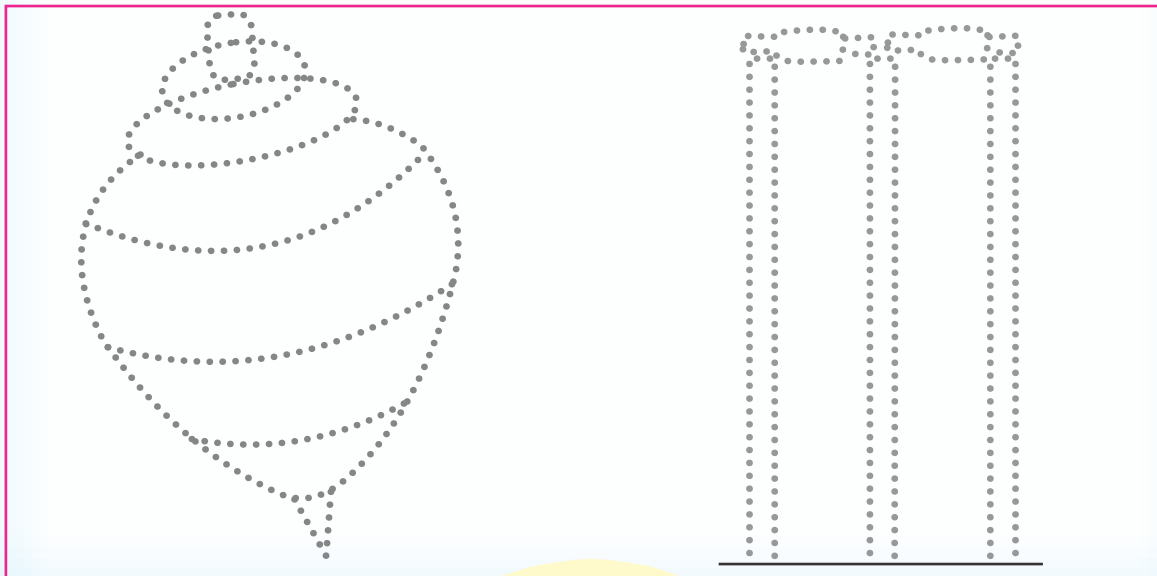
What kind of clothes do we wear for <i>Garba</i> ?	Which instruments are played in <i>Garba</i> celebration ?
When do we have <i>Garba</i> celebration ?	Who plays <i>Garba</i> ?



### Role Play :

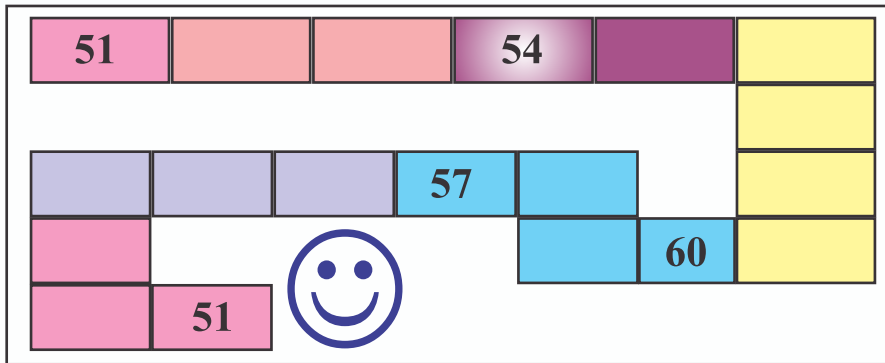


### Colour : (Join the dots to complete the figure and colour it.)





**Puzzles :**



**Count :**

	6 tens	1		61	Sixty one
	6 tens	2		62	Sixty two
	6 tens	3		63	Sixty three
	6 tens	4		64	Sixty four
	6 tens	5		65	Sixty five
	6 tens	6		66	Sixty six
	6 tens	7		67	Sixty seven
	6 tens	8		68	Sixty eight
	6 tens	9		69	Sixty nine
	6 tens	10		70	Seventy



Write :

61	62	63	64	65	66	67	68	69	70
----	----	----	----	----	----	----	----	----	----

61			64					69	
----	--	--	----	--	--	--	--	----	--

		63			66				70
--	--	----	--	--	----	--	--	--	----



Puzzle :

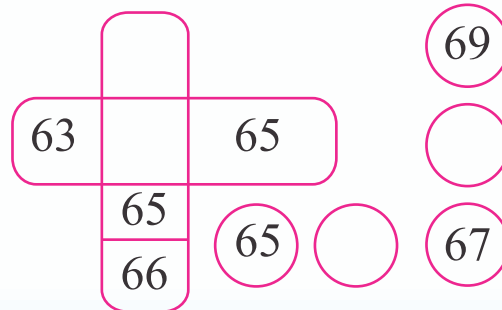
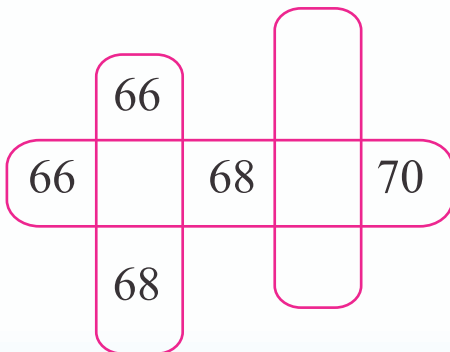
61 ○ 63


62 ○ 64

😊 64 ○ 66 😊




63 ○ 65

😊 65 ○ 67

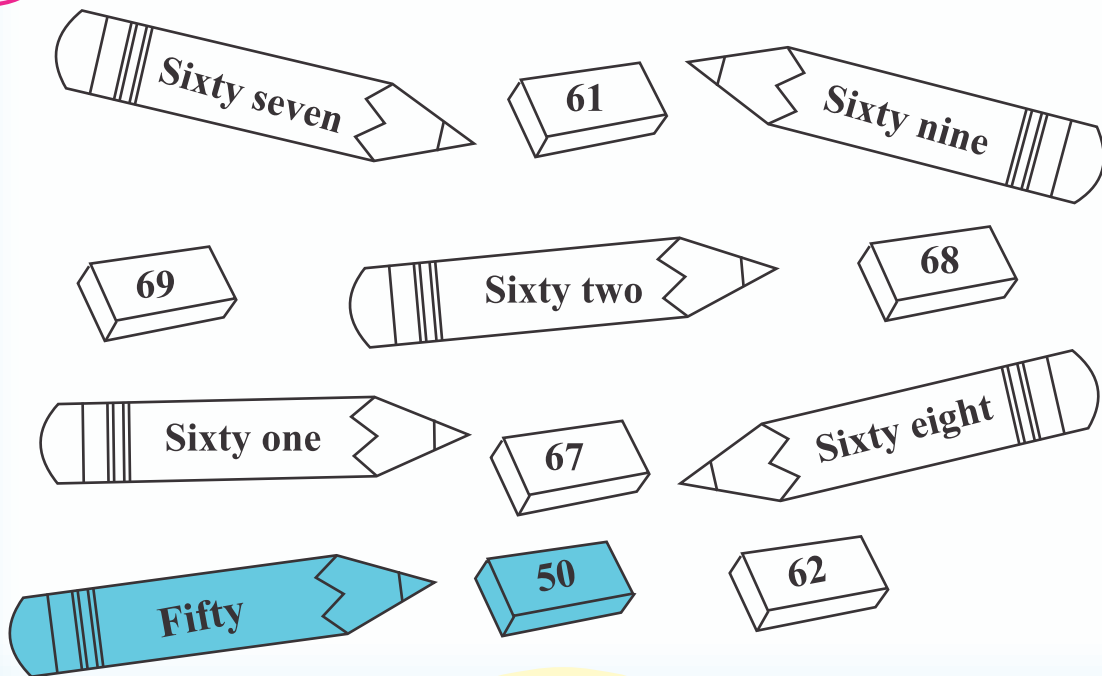




### Activity :



### Puzzle :

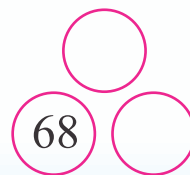
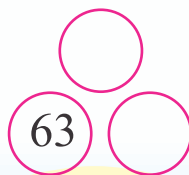

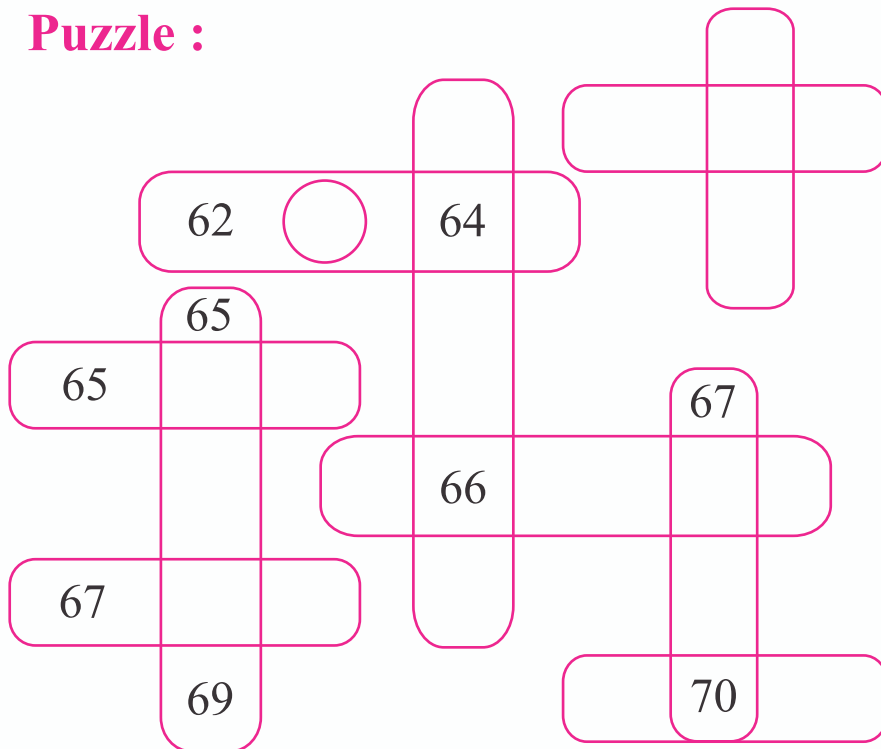




### Outdoor Game :



### Puzzle :







Colour :

15 ●	32 ○	69 ○	65 ○
61 ○	54 ○	63 ○	67 ○
68 ○	60 ○	66 ○	62 ○
61 ○	64 ○	65 ○	66 ○



Puzzle :

Sunday	Monday	Tuesday	Wednesday	Thursday	Friday	Saturday
1	2	3	4	5	6	7

55	53	Wednesday	Tuesday
+ Saturday	+ Thursday	+ 60	+ 64
62			



## Read : **Story of Ranpur**

There was a village named Ranpur. In the village, there was a school. Many children were studying in the school. In this school, there was a student named Sohan. He was very bright and quiet. Not only that, he was very helpful too. He would never miss helping any needy person while coming or going to school. If he would see a blindman crossing the road, he would help him. Sometimes, he would lift heavy goods for others or show direction to a stranger enthusiastically. People took note of Sohan's activity and praised him. Although, some students teased him by calling him dramatic and showy.

Once it so happened that some students were having fun in the school. Among them were the students who used to tease Sohan. While playing, the glass of a window got broken.

The teacher entered the class and asked them about the student who broke the glass. The teacher threatened to punish them all if they remained silent. Hearing that, all the students got scared. Thinking that if all the students were punished, the innocent would also have to face punishment along with the guilty. So, Sohan told the teacher that he had broken the glass and showed his readiness to get punished. The teacher was aware of Sohan's helpful nature, so he did not punish him, but just scolded him. Seeing this, other students were touched by Sohan's kind and helpful nature. The student who broke the glass used to criticize Sohan's helpful nature all the time. Even then, Sohan did not give his name to the teacher but took all the blame on himself. At last, that student confessed his guilt before the teacher. He also said sorry to Sohan. Now, those who criticized Sohan and his helpfulness started doing the same.



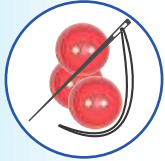
### Puzzle :

- |   |                         |                      |
|---|-------------------------|----------------------|
| A | Three letter words      | <input type="text"/> |
| B | Words starting with 'a' | <input type="text"/> |
| C | Two letter words        | <input type="text"/> |
| D | Words ending with 'e'   | <input type="text"/> |



**Write :**

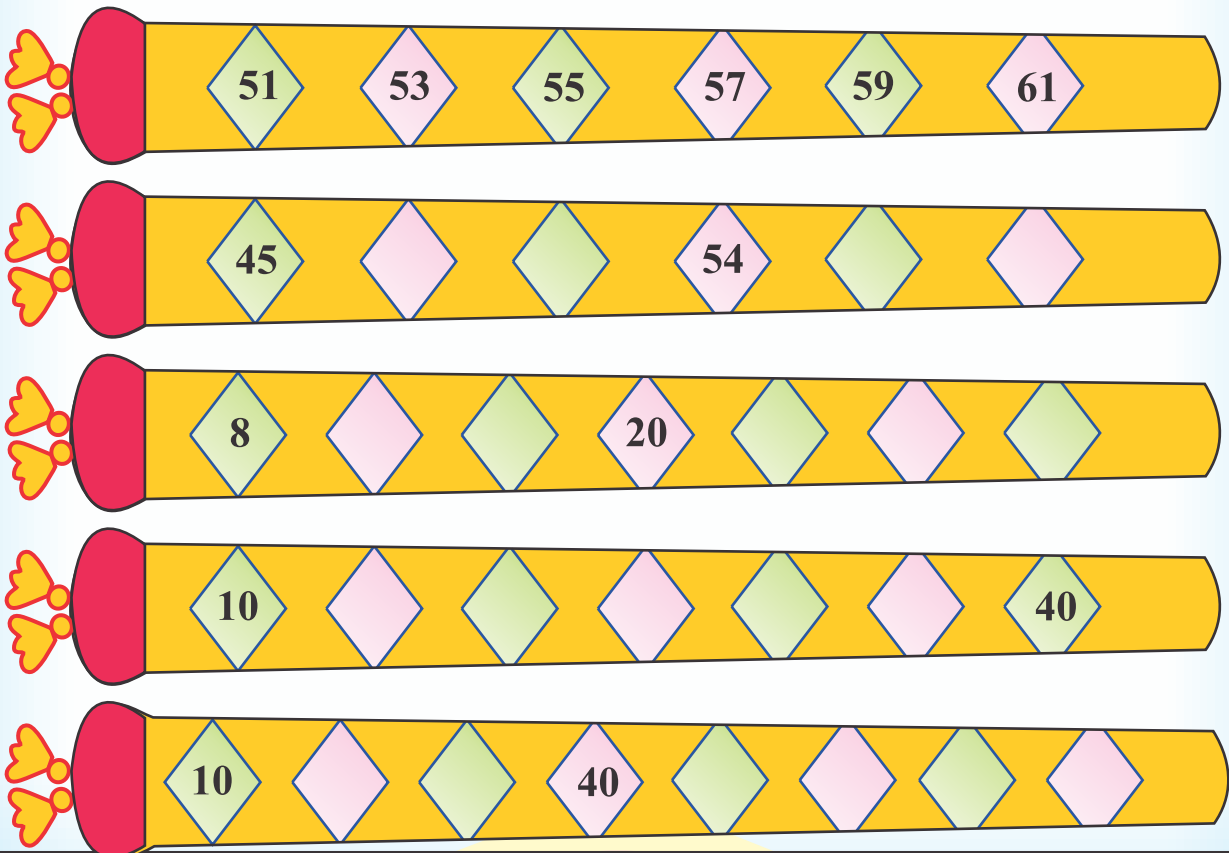
- Which words are more in number ?
- (A) + (C) =
- (B) + (D) =



**Activity :**




**Observe and Do :**





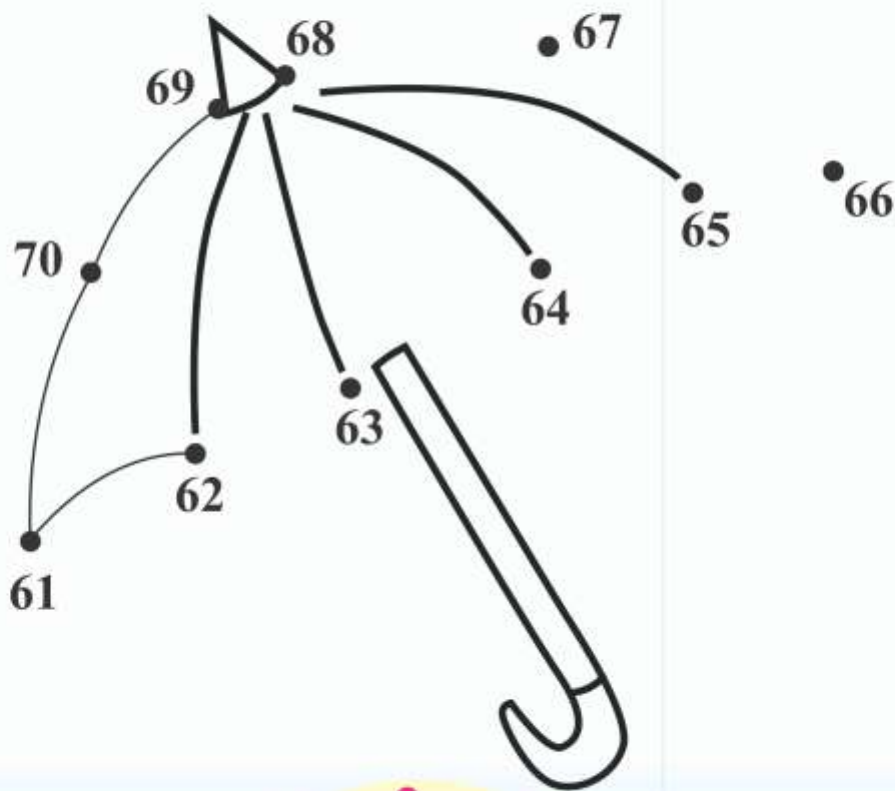
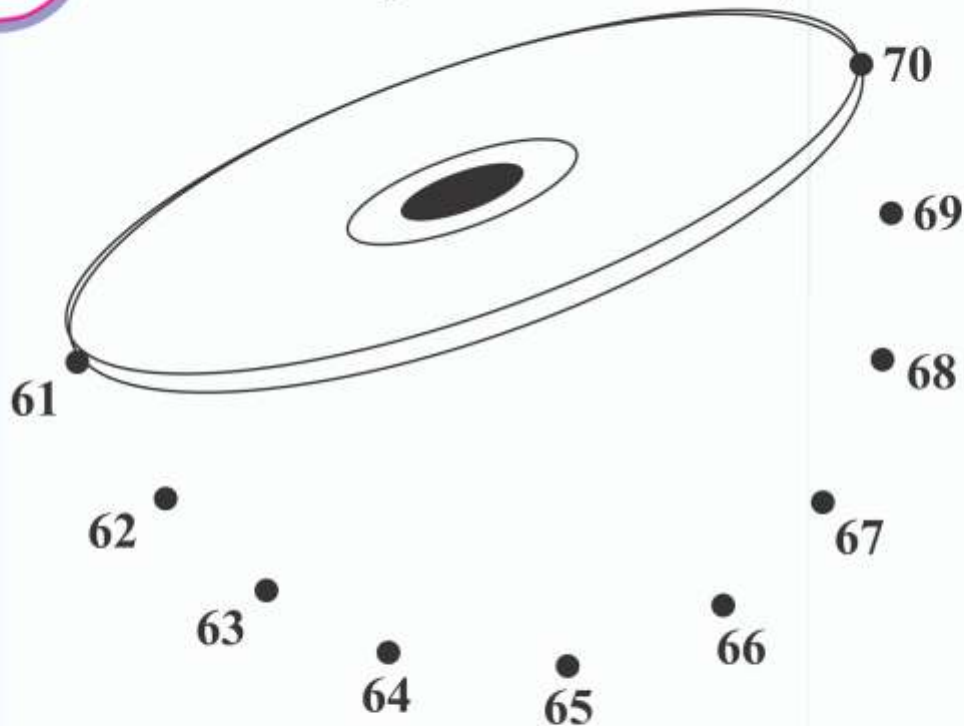
## Indoor Game :

61			64			67			70
			57		55			52	
	42			45		47			50
	39				35				31
21			24			27			
					15				11
1				5					10





**Colour :** (Join the dots in order to complete the picture and colour it :)



## 5. Gilli - Danda



**Read :**

**Salim** : Let's go and play.

**Mayur** : Which game would we play ?

**Salim** : Look ! I have made a new Gilli and Danda. Let's play with that.

**Ramila** : Oh, yes. Let's play.



**Salim** : Now, it's my turn. It's... gone.

One, two, three... fourteen, fifteen.

**Ramila** : See, my *Gilli* has gone more sticks away.

**Mayur** : My turn is yet to come. It's ... gone.

One, two, three... thirty six,  
thirty seven, thirty eight.



**Discussion :**



**Ramila** : It's ..... gone.....

**Mayur** : *Hey*, Ramila ! Your Gilli has gone far away.

**Ramila** : Indeed, Let's measure how far it has gone. Measure it with this *Danda* (stick).  
One, two, three ..... twenty five,  
twenty six.



**Salim** : It cannot be decided in one turn. Let's take three turns and then see who scores more *Dandas* (sticks) ?

**Ramila and Mayur** : Yes, ok.... It's.... gone....



### Classroom Game :

	First turn	Second turn	Third turn
Ramila	26 Dandas	23 Dandas	30 Dandas
Salim	15 Dandas	21 Dandas	32 Dandas
Mayur	38 Dandas	30 Dandas	20 Dandas

	First turn	Third turn
Ramila		○
Salim		○
Mayur		○

	Second turn	Third turn
Salim		○
Ramila		○
Mayur		○



### Observe and Do :



### Discussion :

- How many sticks are lesser in Ramila's second turn than in her first turn ?

○○

$$\begin{array}{r} 2 \\ - 2 \\ \hline 0 \end{array}$$

Tens	Units
2	6
$- 2$	3
○	3

6 ○○○○○

$$\begin{array}{r} 6 \\ - 3 \\ \hline 3 \end{array}$$



Count :

$$\begin{array}{r} 31 \\ - 11 \\ \hline 20 \end{array}$$

$$\begin{array}{r} 41 \\ - \\ \hline 21 \end{array}$$

$$\begin{array}{r} 43 \\ - 1 \\ \hline 42 \end{array}$$

$$\begin{array}{r} 38 \\ - \\ \hline 12 \end{array}$$

$$\begin{array}{r} 34 \\ - 20 \\ \hline \end{array}$$

$$\begin{array}{r} 49 \\ - 21 \\ \hline \end{array}$$

$$\begin{array}{r} 37 \\ - \\ \hline 00 \end{array}$$

$$\begin{array}{r} 38 \\ - 15 \\ \hline 23 \end{array}$$



Puzzle :

$\begin{array}{r} 35 \\ - 14 \\ \hline \end{array}$	$\begin{array}{r} 43 \\ - 21 \\ \hline \end{array}$	$\begin{array}{r} 17 \\ - 07 \\ \hline \end{array}$	$\begin{array}{r} 54 \\ - 31 \\ \hline \end{array}$
(A)	(B)	(C)	(D)
$\begin{array}{r} 24 \\ - 14 \\ \hline \end{array}$	$\begin{array}{r} 66 \\ - 43 \\ \hline \end{array}$	$\begin{array}{r} 43 \\ - 22 \\ \hline \end{array}$	$\begin{array}{r} 55 \\ - \\ \hline \end{array}$
			22





**Observe and Do :**



*	Handspan	Fingers
Table		
Board		
Window		

*	Step	Furlong
Floor		
Water tank		
Ground		



*	Scale	Hand
Table		
Friend		
Door		



**Write :**

\* Note : 1 Furlong = 220 yards

What is the height of your friend ? (In foot)

How long is your friend's hand ? Measure it with your fingers.

How long is this book ? Measure it with your fingers.



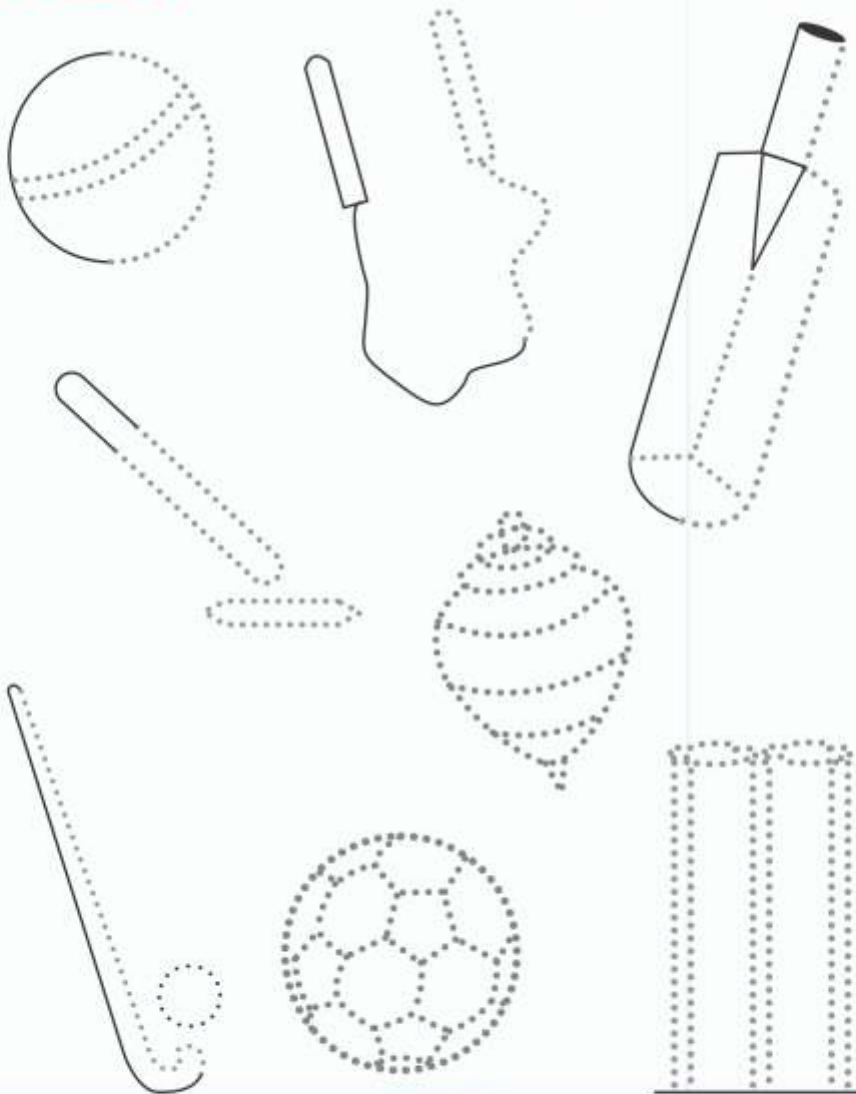
### Think and Say :

Games you like

Games your friend doesn't like



### Colour : (Join the dots to complete the figure :)

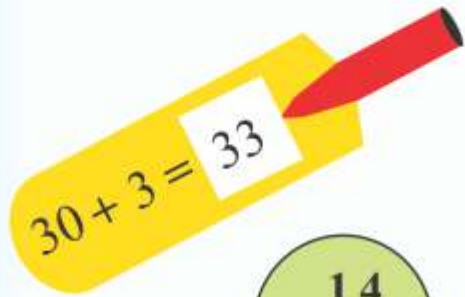




Count :



Colour :



Bat

$$\begin{array}{r} 35 \\ -15 \\ \hline \end{array}$$

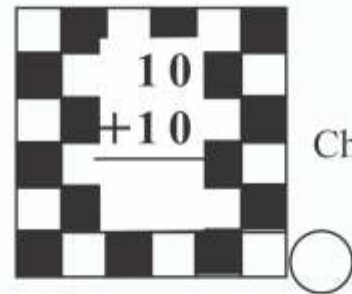
Marble



$$\begin{array}{r} 14 \\ -12 \\ \hline \end{array}$$

$$\begin{array}{r} 67 \\ -34 \\ \hline 33 \end{array}$$

Ball



Chess

Gilli



$$\begin{array}{r} 31 \\ -31 \\ \hline \end{array}$$

$$\begin{array}{r} 59 \\ -44 \\ \hline \end{array}$$



Flower



Puzzle :



.....


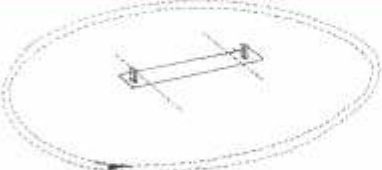
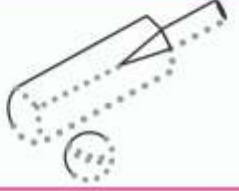
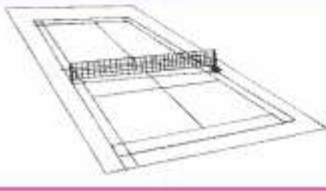


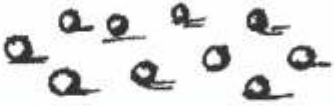
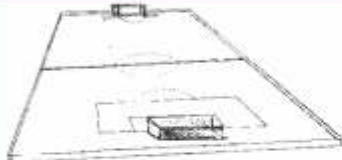


.....





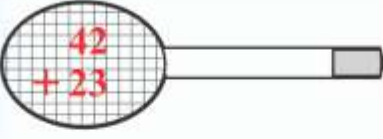

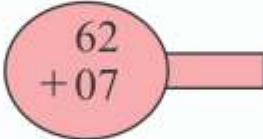



**Colour :**



**Puzzle :**

	<input type="text"/>	<input type="text"/>	
	<input type="text"/>	<input type="text"/>	
	<input type="text"/>	<input type="text"/>	



## Classroom Game :

**Let's play snakes and ladders !**

1	2			6	8		
		18		15			11
	22					29	
40				35		32	
	42					49	50


- Write the missing numbers in boxes of snakes and ladders given above.
- Put your pebble on 50. Roll the dice. Go backward according to the numbers you get. Whoever will reach first on number 1, wins.



Song :



Write :

61			64		
			67		
				70	
	61				



### Outdoor Game :










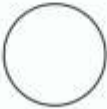

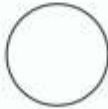





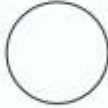


Write :





**Puzzle :**




## 6. Lion's Leadership



**Observation :**




**Song :**





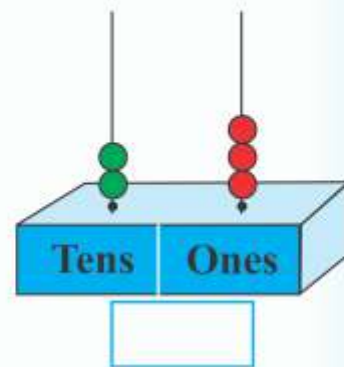
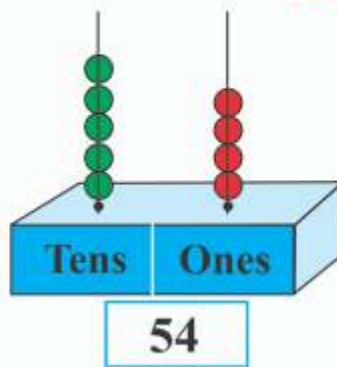
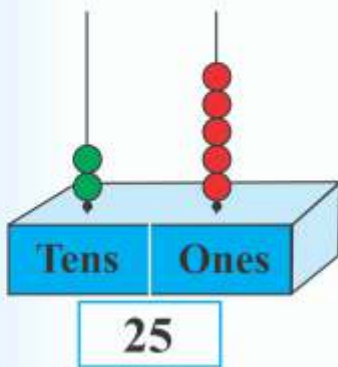
### Activity :



### Observe and Do :



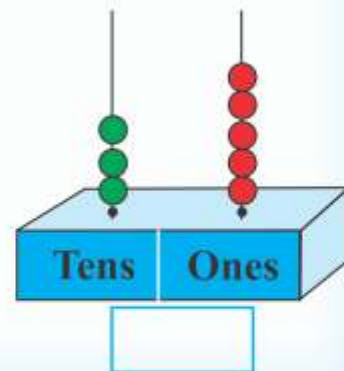
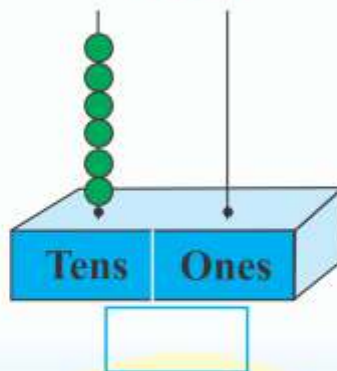
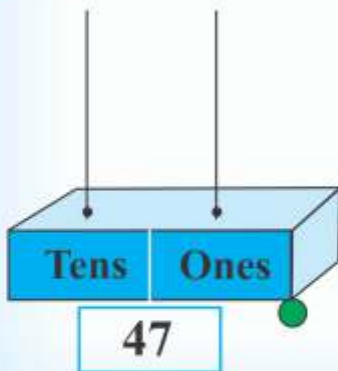
### Discussion :



### Read :



### Write :

















Write :



Count :

 $18 + 9$	 <input type="text"/>
 $24 + 15$	 <input type="text"/>
 $27 + 3$	 <input type="text"/>
 $43 + 12$	 <input type="text"/>
 $50 + 10$	 <input type="text" value="40"/>
 $32 + 8$	 <input type="text"/>




**Colour :**

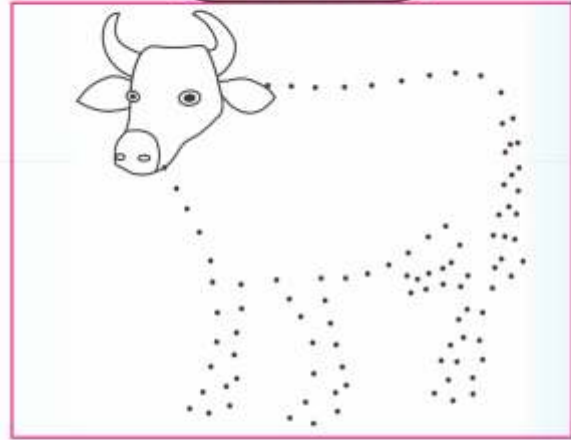


**Classification :**

**Bird**






**Animal**





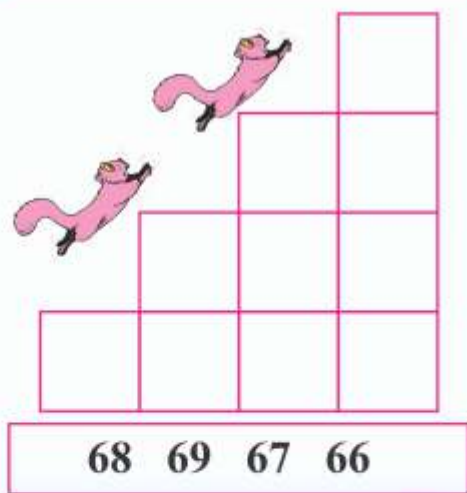
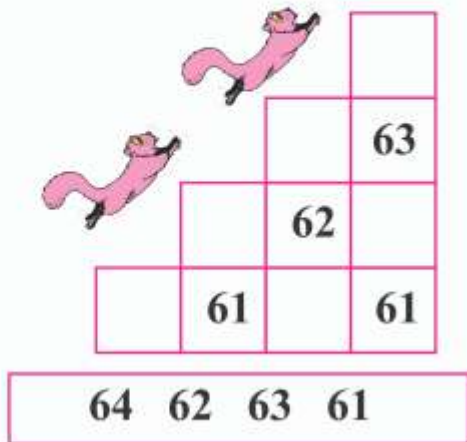


**Puzzle :**

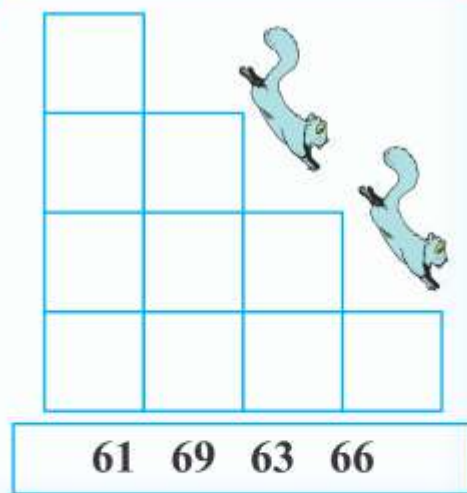
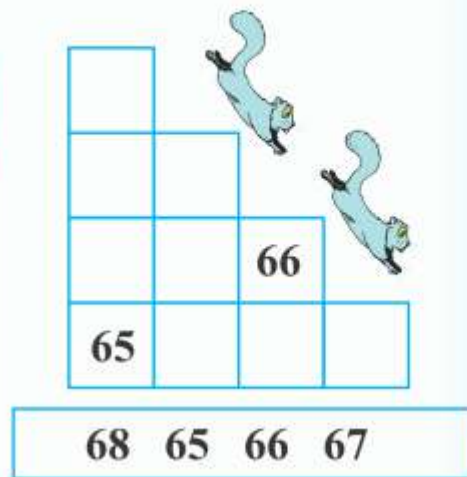
	Grass	Meat	Chapati
	<input type="radio"/>	<input type="radio"/>	<input type="radio"/>
	Chapati	Carrot	Grass
	<input type="radio"/>	<input type="radio"/>	<input type="radio"/>
	Stones	Meat	Grass
	<input type="radio"/>	<input type="radio"/>	<input type="radio"/>



**Read :**



**Write :**





### Think and Say :

Which friends are fatter than you ?

Which friends are taller than you ?

Which friends are thinner than you ?

Which friends are shorter than you ?

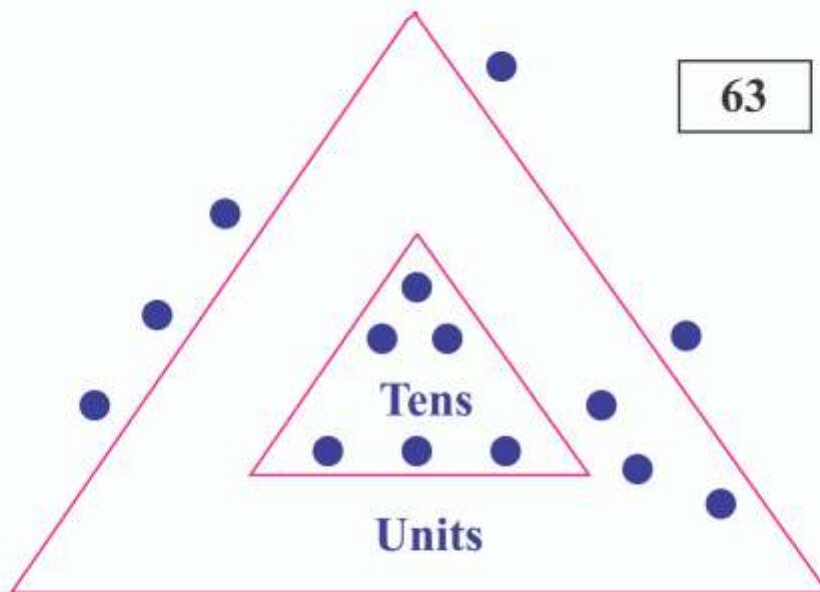


### Activity :





### Indoor Game :



### Puzzle :

A	6	2		B	
			C		
D				E	
F					
G				H	

- (A) 6 tens and 2 units : \_\_\_\_\_
- (B) Number between 25 and 27 : \_\_\_\_\_
- (C) Number preceding 10 : \_\_\_\_\_
- (D) Number after 40 : \_\_\_\_\_
- (E) Smaller number in 20 and 23 : \_\_\_\_\_
- (F) Number 59 in words : \_\_\_\_\_
- (G) Bigger number in 70 and 60 : \_\_\_\_\_
- (H) Number preceding 67 : \_\_\_\_\_



**Observation :**



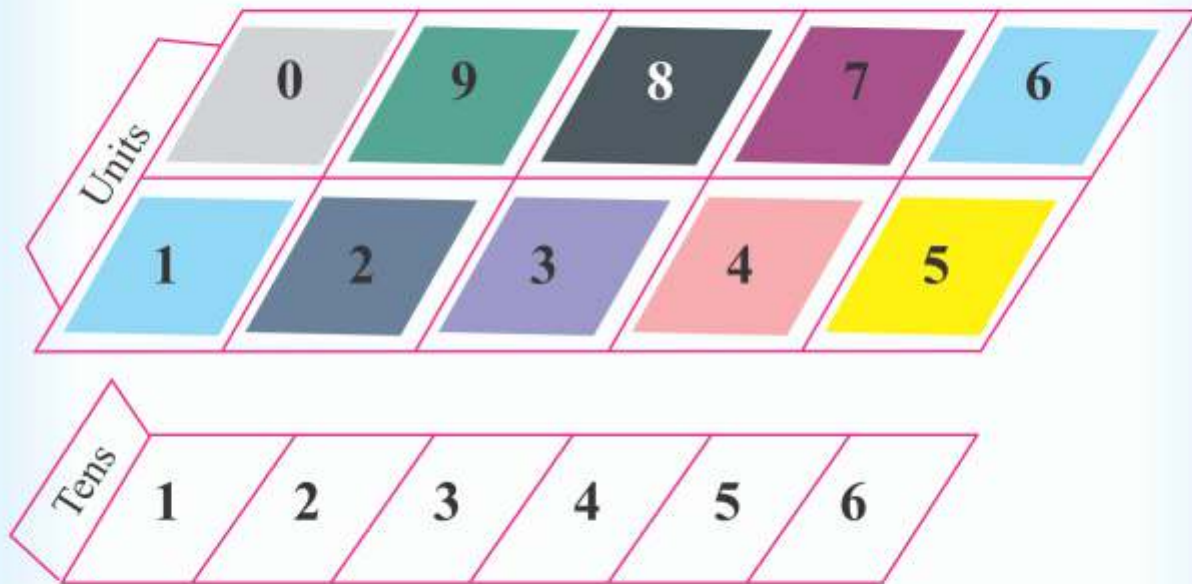
**Discussion :**







### Outdoor Game :

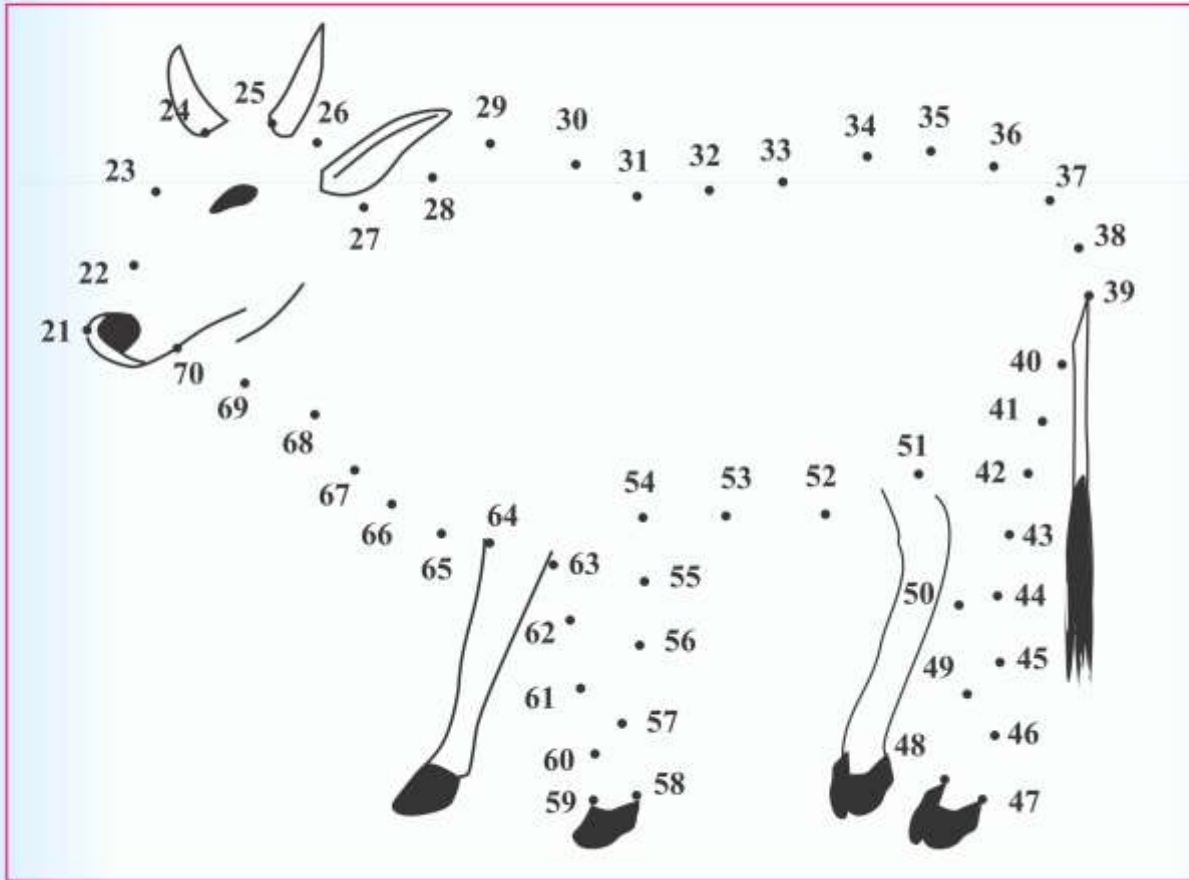


### Write :

2 tens 4 units	$20 + 4$	24
		53
	$60 + 3$	
8 tens 0 units		
5 tens ..... units		52



**Colour :** (Join the dots to complete the figure and colour it :)



**Read :**



**Think and Say :**

Rupal had some money equal to the number made by 5 tens and 4 units. Her uncle gave her money equal to the number made by 1 tens and 1 units. How much money did Rupal have now ?

	Tens	Units	😊	Total money with Rupal
Rupal had	5	4	54	
Uncle gave	1	1		



Write :

Number	Tens	Units	In Words
23	2	3	Twenty Three
11			
39			
45			
41			
61			
17			
32			
29			
34			
24			
57			
38			
40			
70			
63			



**Discussion :**



**Write :**

	<b>Colour</b>	<b>Tail</b>	<b>Neck</b>	<b>Teeth</b>	<b>Paw</b>
<b>Lion</b>					
<b>Bear</b>	<b>Black</b>				
<b>Monkey</b>					
<b>Elephant</b>				<b>Big</b>	
<b>Deer</b>					
<b>Giraffe</b>			<b>Long</b>		
<b>Rabbit</b>					<b>Small</b>

## 7. Let me go to Grandmother's House



### Read :

There was a lamb. Once, he went to his grandmother's house. On the way, he met a fox :

The fox said to the lamb,  
"I would eat you !"  
The lamb said,  
**"Let me go to  
grandmother's house,  
Let me be fresh and fine,  
Then you can eat me up."**

The fox said, "O.K."

The lamb walked for some more time, a lion met him.

The lion said,  
"I would eat you !"  
The lamb said,  
**"Let me go to  
grandmother's house,  
Let me be fresh and fine,  
Then you can eat me up."**

The lion said, "Alright !"  
The Lamb moved forward and met a tiger on the way.

The tiger said, "I would eat you !"

The lamb said,  
**"Let me go to  
grandmother's house,  
Let me be fresh and fine,  
Then you can eat me up."**

The tiger said, "O.K."

Like this, the lamb met many animals like a bear, an eagle and a dog. But everytime the lamb excused himself by saying the same words.

The lamb reached to the grandmother's house and told her, "Grandma, ! Grandma, ! give me lots of food to eat. I have promised the animals to offer myself to them as their meal."



### Write :

Lamb		
Fox		



The lamb ate and drank well and became very healthy. Then it told the grandmother, "Please make a drum of leather for me. I will sit inside and nobody would recognize and eat me."

The grandmother made a beautiful, nice drum. She spread some soft cotton inside the drum for the lamb. The lamb sat inside and she pushed the drum forcefully. The drum rolled and rolled. There was the dog on the way.

The dog said, "Buddy ! Did you see a lamb ?"

The lamb from the drum

said, "Which lamb and who are you ? Along with the drum, let me continue !"

Like this, the lamb continued answering one animal after the other and moved far away. At last, he met the fox.

The fox said, "Did you see a lamb anywhere ?"

The lamb replied from inside, "Which lamb and who are you ? Along with the drum, let me continue !"

The fox said, "It must be the lamb inside. Let me break the drum and eat it."

But, by the time, the Lamb reached his house and ran into the house. The fox stood at the door and looked helplessly.



### Think and say :

1. What material the drum is made of ?

2. Where is the drum used ?

3. What are the other instruments for playing music ?

4. Name the other instrument similar to drum.



**Activity :**



**Read :**



**Write :**

- |                                      |  |
|--------------------------------------|--|
| Which animal did not meet the lamb ? |  |
| Who met the lamb at last ?           |  |
| Which animal have you never seen ?   |  |
| Which animal's sound can you make ?  |  |

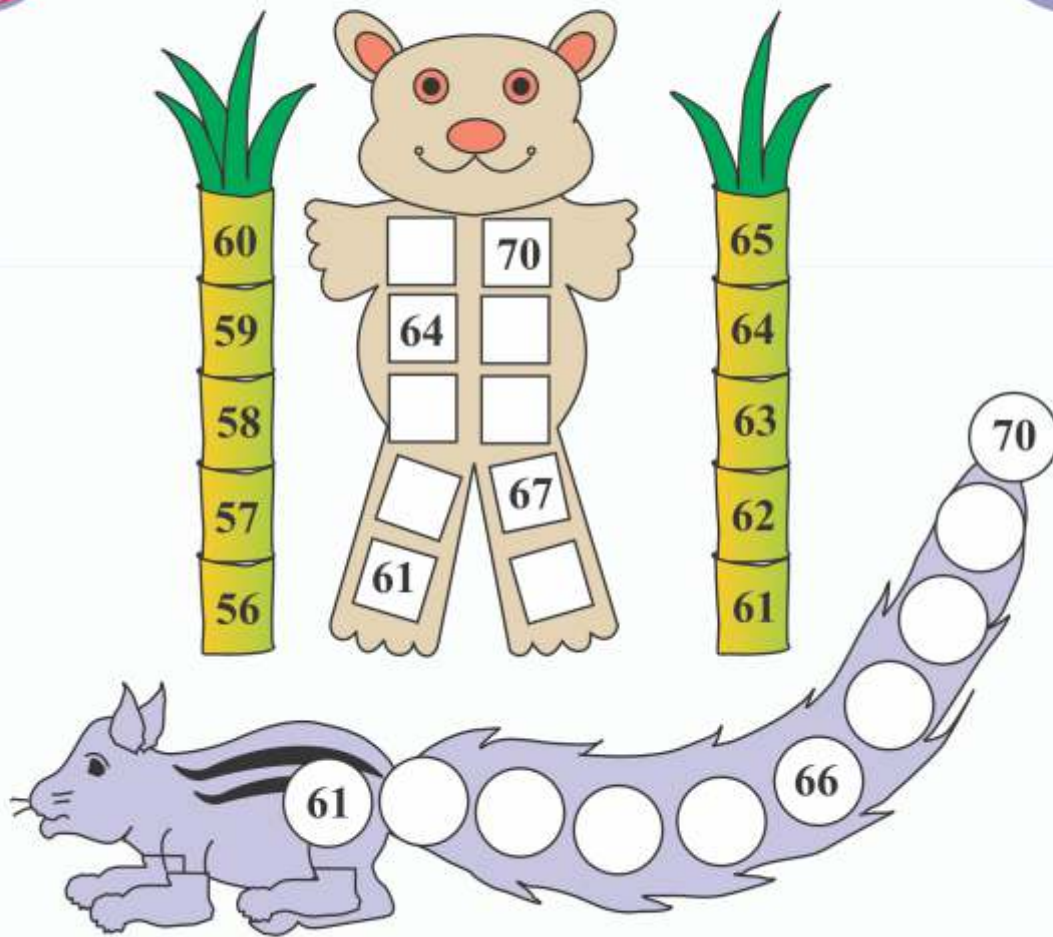


**Role Play :**





Write :



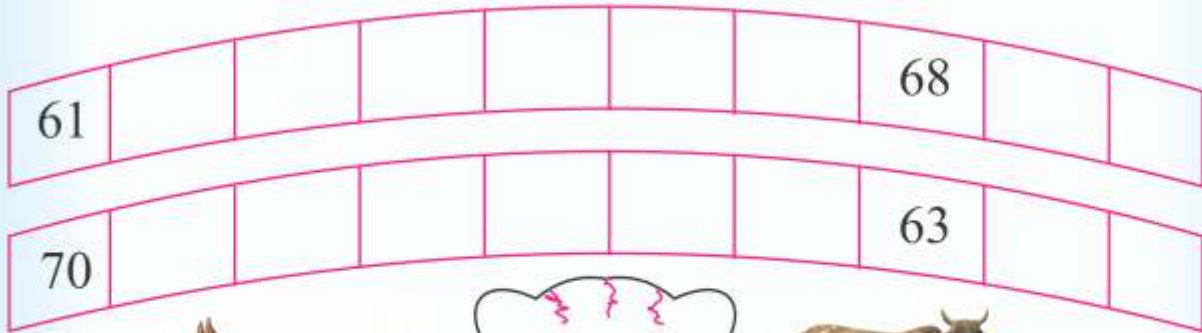
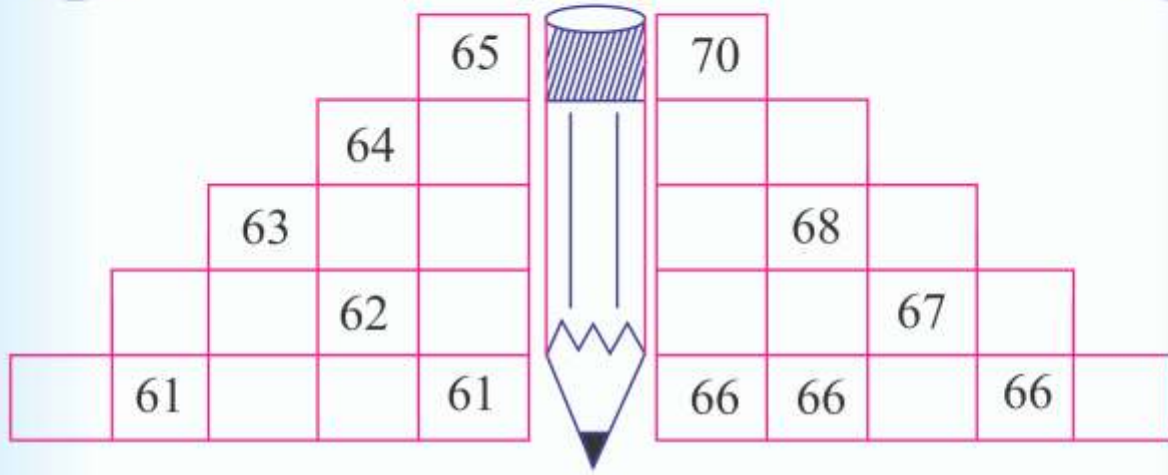
Puzzle :

61	63	65	62	64	→	61	62	63	64	65
65	67	64	68	66	→					
68	69	70	66	67	→					
62	65	63	66	64	→					





**Observe and Do :**

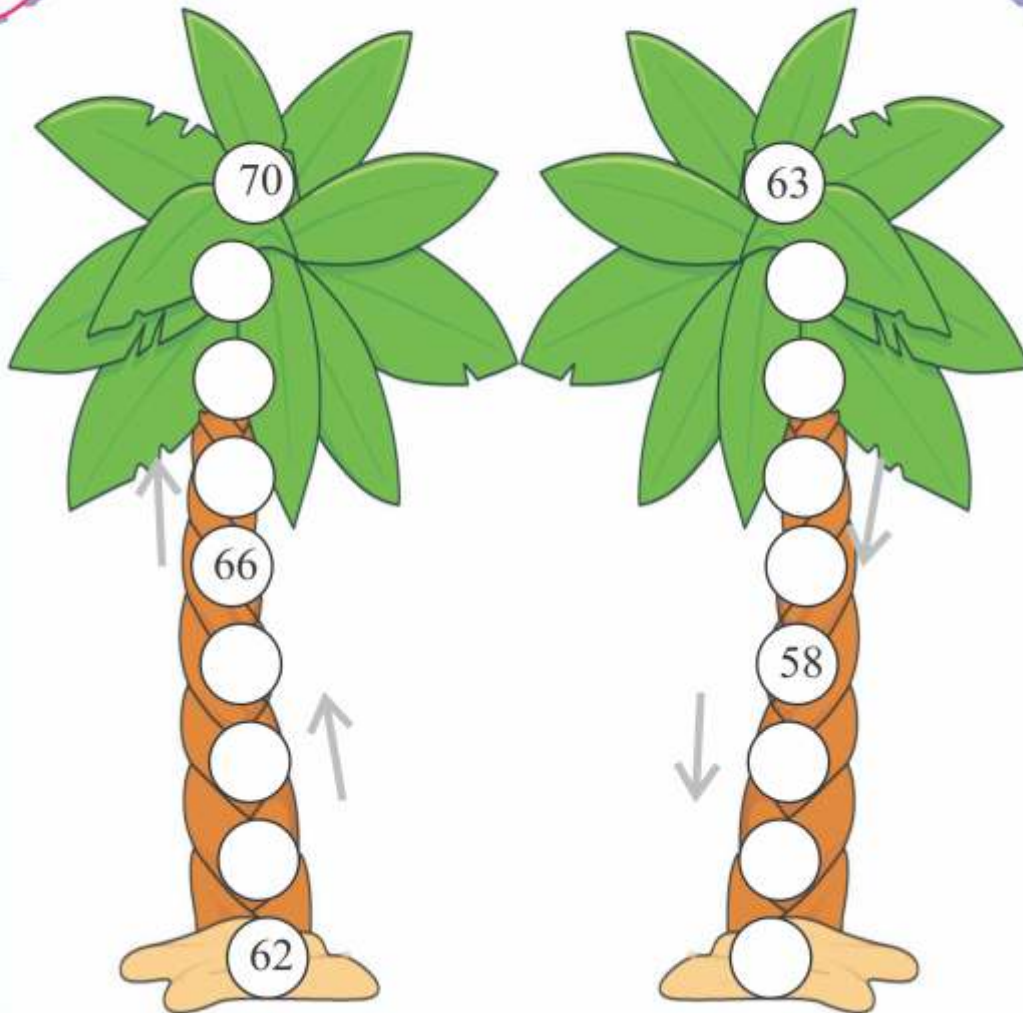


**Write :**

Animal	Colour	
Dog	White	Red
Cow		
Cat		



Write :



Colour :





Count :



Write :



Write :

2

1	2
3	4

3

1	2	3
4		
		9
10		
		15
16		18
	23	24
28		30



**Count :**



1 Chocolate costs

**2 Rupees**



**Write :**



2 Chocolates cost

**4 Rupees**



1 Pencil costs

**2 Rupees**



3 Pencils cost



1 Icecream costs

**3 Rupees**



4 Icecreams cost



1 Top costs

**3 Rupees**



3 Tops cost



**Write :**

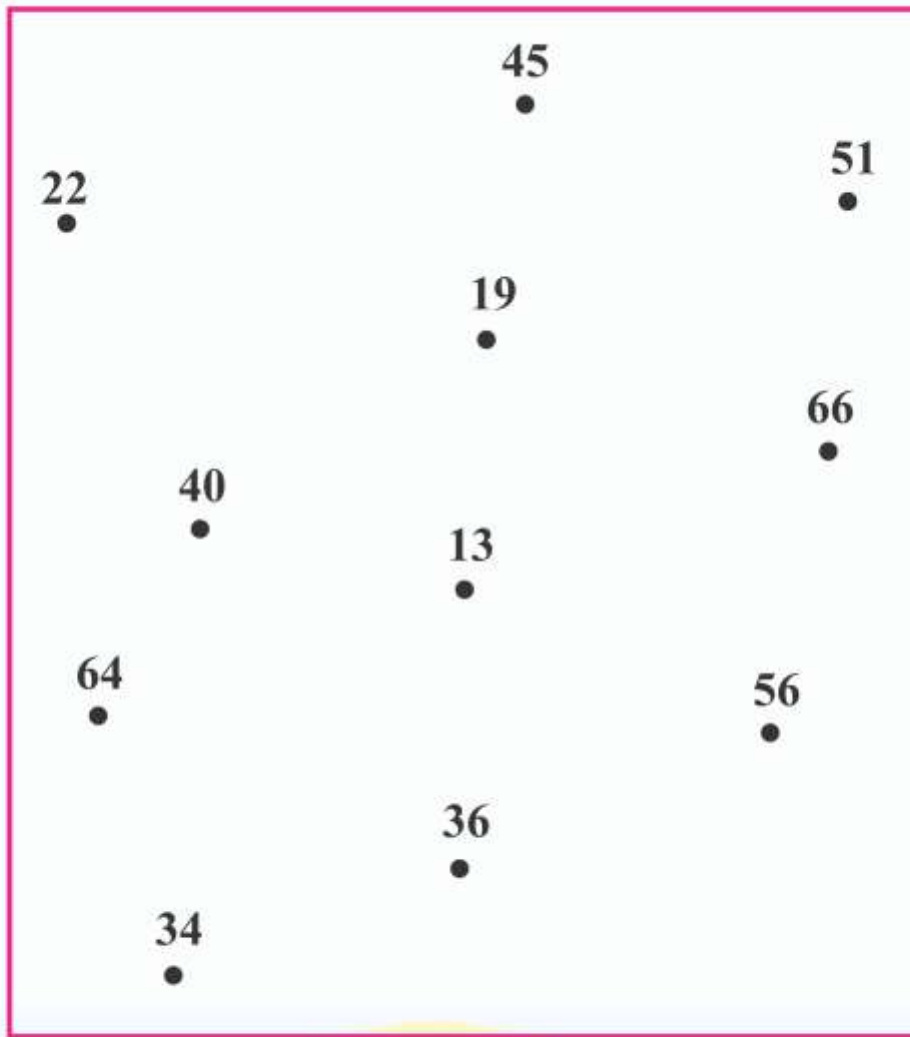
<b>2</b>	2	4	6						<b>20</b>
<b>3</b>		6		12			21		
<b>5</b>			15		25				50



### Role Play :




### Indoor Game :





**Puzzle :**

	Like	Don't like
	<ul style="list-style-type: none"> <li>● Colour</li> </ul>	<ul style="list-style-type: none"> <li>●</li> </ul>
	<ul style="list-style-type: none"> <li>●</li> </ul>	<ul style="list-style-type: none"> <li>● To chase it</li> </ul>
	<ul style="list-style-type: none"> <li>●</li> </ul>	<ul style="list-style-type: none"> <li>●</li> </ul>
	<ul style="list-style-type: none"> <li>●</li> </ul>	<ul style="list-style-type: none"> <li>●</li> </ul>
	<ul style="list-style-type: none"> <li>●</li> </ul>	<ul style="list-style-type: none"> <li>●</li> </ul>
	<ul style="list-style-type: none"> <li>●</li> </ul>	<ul style="list-style-type: none"> <li>●</li> </ul>
	<ul style="list-style-type: none"> <li>●</li> </ul>	<ul style="list-style-type: none"> <li>●</li> </ul>
	<ul style="list-style-type: none"> <li>●</li> </ul>	<ul style="list-style-type: none"> <li>●</li> </ul>
	<ul style="list-style-type: none"> <li>●</li> </ul>	<ul style="list-style-type: none"> <li>●</li> </ul>
	<ul style="list-style-type: none"> <li>●</li> </ul>	<ul style="list-style-type: none"> <li>●</li> </ul>



**Puzzle :**



**Colour :**

Two rectangular boxes, each containing 6 stars arranged in a 2x3 grid. Below each box is a small square box. The boxes are separated by a plus sign, followed by an equals sign and a larger square box for the answer.

$$\square + \square = \square$$

Two triangular boxes. The first contains 6 stars, and the second contains 10 stars. Below each triangle is a small square box. The triangles are separated by a plus sign, followed by an equals sign and a larger square box for the answer.

$$\square + \square = \square$$

Two oval boxes. The first contains 6 stars, and the second contains 8 stars. Below each oval is a small square box. The ovals are separated by a plus sign, followed by an equals sign and a larger square box for the answer.

$$\square + \square = \square$$

Two pentagonal boxes. The first contains 6 stars, and the second contains 10 stars. Below each pentagon is a small square box. The pentagons are separated by a plus sign, followed by an equals sign and a larger square box for the answer.

$$\square + \square = \square$$


**Write :**

Rabbit	A Rabbit is afraid of dog.



**Think and Say :**





ગુજરાત શૈક્ષણિક સંશોધન અને તાલીમ પરિષદ, ગાંધીનગરના પત્ર-ક્રમાંક  
જસીઈઆરટી / સી એન્ડ ઈ / ૨૦૧૪ / ૨૨૨૨, તા. ૩-૨-૨૦૧૪-થી મંજૂર

**Maths-Environment**

Use Teachers' Edition separately  
prepared for teachers and parents

# Koojan

**Standard 2**  
**(Second Semester)**



## PLEDGE



India is my country.

All Indians are my brothers and sisters.

I love my country and I am proud of its rich and  
varied heritage.

I shall always strive to be worthy of it.

I shall respect my parents, teachers and all my elders and  
treat everyone with courtesy.

I pledge my devotion to my country and its people.

My happiness lies in their well-being and prosperity.

**Price : ₹ 39.00**

Name of Student : \_\_\_\_\_

Name of School : \_\_\_\_\_

Class : \_\_\_\_\_ Roll No. : \_\_\_\_\_



**Gujarat State Board of School Textbooks**

**'Vidyayan', Sector 10-A, Gandhinagar-382010**

© Gujarat State Board of School Textbooks, Gandhinagar

Copyright of this book is reserved by Gujarat State Board of School Textbooks. No reproduction of this book in whole or in part, in any form is permitted without written permission of the Director, Gujarat State Board of School Textbooks.

**Authors (SRG)**

Shri Radhaben Yadav	Shri Parimal Patel
Shri Sonu Gohil	Shri Suketu Yagnik
Shri Bharat Prajapati	Shri Suchit Prajapati
Shri Chintan Shah	Shri Jignesh Shah
Shri Hitesh Prajapati	Shri Gaurang Patel
Shri Pratik Patel	Shri Prakash Prajapati
Shri Sanjay Patel	Shri Dhruv Desai
Shri Ashok Parmar	Shri Pankajgiri Goswami
Shri Dipti Godasara	Shri Ketan Patel
Shri Pragadesh Upadhyay	Shri Nilesh Nathani
Shri Rajendrasinh Parmar	Shri Dhirubhai Panchal
Shri Komal Zabuwalla	

**Translation**

Shri Sejalben H. Sarvaiya

**Reviewers**

Dr. Alkaben Macwan  
Shri Snehaben Patel Moss  
Shri Meenaben D. Moray

**Artist**

Shri Smita Rana	Shri Kanjibhai Parmar
Shri Jayant Pranami	Shri Gaurishankar Mehta
Shri Ankur Suchak	Shri Manish Parekh

**Co-ordinator**

Shri Ashish H. Borisagar  
(Subject Co-ordinator : Mathematics)

**Preparation and Planning**

Shri Haresh S. Limachiya  
(Dy. Director : Academic)

**Lay-out and Planning**

Shri Haresh S. Limachiya  
(Dy. Director : Production)

**PREFACE**

In keeping with the guidelines laid down under NCF-2005 and RTE-2009, structural pedagogical changes have come about in primary education, curriculum and syllabus design and textbooks across India. This change refers to our understanding of concerned subjects and teaching-learning procedure on the whole. The primary objective of this syllabus is to foster creativity, out-of-box thinking, logical and analytical skills among young children keeping this approach in mind, the Textbook Board of Gujarat takes pleasure in introducing the textbook of **Standard 2 Koojan (Maths-Environment, First Semester)** to students, teachers and parents painstakingly prepared by G.C.E.R.T., Gandhinagar.

IGNUS-erg Team Members have provided vital inputs and guided the State Resource Group members in the entire process of framing new syllabus and designing the textbooks. UNICEF and the core-group members of the concerned subjects have been quite helpful at various junctures.

Before prescribing this textbook in the schools across Gujarat, Gujarati edition book had been introduced in selected schools on an experimental basis. Based on the feedback received from the stakeholders, necessary changes have been incorporated by Gujarat Council of Education and Research Training.

Gujarat State Board of School Textbooks convened a meeting of invited subject-experts and experts from GCERT to prepare the final draft of Gujarati edition textbook before prescribing it in the primary schools across Gujarat.

After that Gujarat State Board of School Textbooks has invited experienced teachers to translate it into english and subject expert teachers reviewed this book and then final edition is prepared.

Every effort has been made to maintain quality of the book and to cater to the taste of young students. We hope that young children will like the four-coloured form of this textbook and make the optimum use of this book. Efforts have been made to make this text book errorfree. Still we solicit suggestions from all the stakeholders.

**Dr. Bharat Pandit**

Director

Date : 3-3-2015

**Dr. Nitin Pethani**

Executive President

Gandhinagar

First Edition : 2015

**Published by :** Dr. Bharat Pandit, Director, on behalf of Gujarat State Board of School Textbooks, 'Vidyayan', Sector 10-A, Gandhinagar

**Printed by :**

## FUNDAMENTAL DUTIES

It shall be the duty of every citizen of India :

- (a) to abide by the Constitution and respect its ideals and institutions, the National Flag and the National Anthem;
- (b) to cherish and follow the noble ideals which inspired our national struggle for freedom;
- (c) to uphold and protect the sovereignty, unity and integrity of India;
- (d) to defend the country and render national service when called upon to do so;
- (e) to promote harmony and the spirit of common brotherhood amongst all the people of India transcending religious, linguistic and regional or sectional diversities; to renounce practices derogatory to the dignity of women;
- (f) to value and preserve the rich heritage or our composite culture;
- (g) to protect and improve the natural environment including forests, lakes, rivers and wild life, and to have compassion for living creatures;
- (h) to develop the scientific temper, humanism and the spirit of inquiry and reform;
- (i) to safeguard public property and to abjure violence;
- (j) to strive towards excellence in all spheres of individual and collective activity so that the nation constantly rises to higher levels of endeavour and achievement;
- (k) to provide opportunities for education by the parent or the guardian, to his child or a ward between the age of 6 and 14 years as the case may be.

\*Constitution of India : Section 51-A

## Index

1.	Riding an Elephant	1
2.	We Like...	15
3.	Streamer of Leaves ( <i>Toran</i> )	33
4.	In a Shop with Mother	46
5.	Wonders around us	59
6.	Let's Make Castle	76
7.	At Sea-Shore	84
8.	Around us	94



## Identification of specific icons used in the book




# 1. Riding an Elephant



Story :

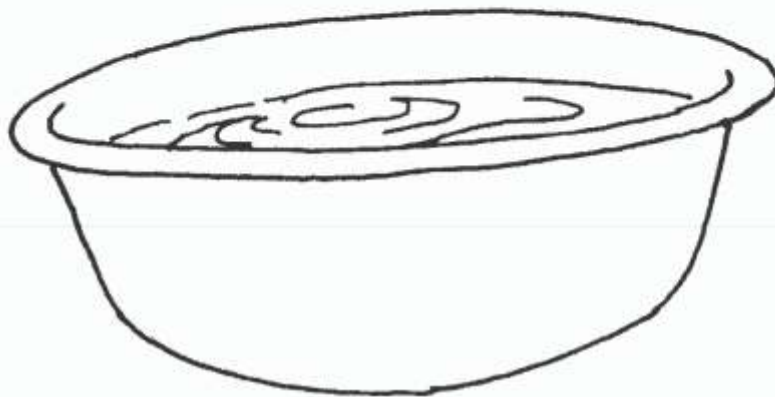


Discussion :






### Activity :



### Puzzle :








Count :





Write :

 =

 =

 =

 =

 =

 =

 =

 =

 =

 =



Indoor Game :






### Puzzle :

4	One time	4	
4	Two times		
4	Four times		Sixteen
4	Six times		
4	Ten times		



### Think and Say :







**Colour :**



4	1	4
4	2	8
4	3	12
4	4	16
4	5	20
4	6	24
4	7	28
4	8	32
4	9	36
4	10	40




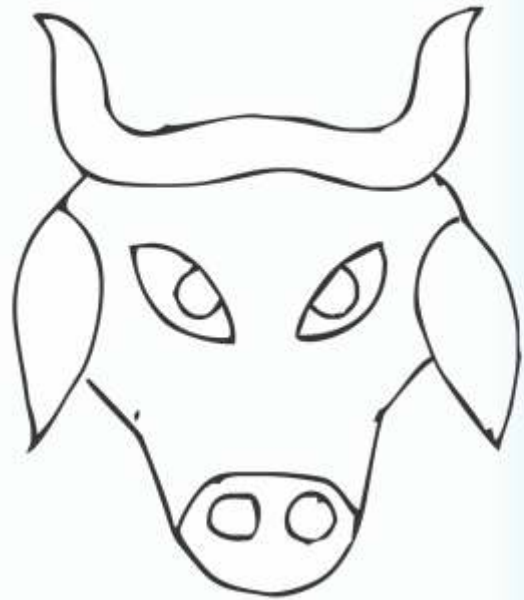
**Puzzle :**

Legs of two goats ?





**Activity :**






Colour :



Write :



1	2			5		7
8			11			
15				19		
	23		25			
29						
		38				
	44					
50						
	58					
						70



Activity :




Write :

38	39	40	41	42	43	44	45	46	47	48	49	50
37												1
36	5 1 5			Five One Five						2		
35	2			Five						3		
34	5 15			Five						4		
33	4			Five						5		
32	5			Five						6		
31	6			Five Six						7		
30	35			Five						8		
29	5			Five			Forty			9		
28	9			Five						10		
27	50			Five						11		
26												12
25	24	23	22	21	20	19	18	17	16	15	14	13



## Indoor Game :





**Colour :**

54	61	58	64	67
62	38	23	65	39
55	32	12	17	24
43	18	19	27	20

In tens	6	In units	7
In tens	3	In units	8
In tens	5	In units	4
In tens	1	In units	2
In tens	2	In units	0

In tens	5	In units	8
In tens	2	In units	3
In tens	3	In units	9
In tens	2	In units	7
In tens	6	In units	0



**Think and Say :**



**Discussion :**

65      54

50      55

62      23

33      64

61      34

79      57



**Story :**



**Discussion :**





### Think and Say :



### Puzzle :

$$\begin{array}{r} 21 \\ + 34 \\ \hline \end{array}$$

$$\begin{array}{r} 58 \\ + 10 \\ \hline \end{array}$$

$$\begin{array}{r} 52 \\ + 17 \\ \hline \end{array}$$

$$\begin{array}{r} 41 \\ + 23 \\ \hline \end{array}$$

$$\begin{array}{r} 30 \\ + 40 \\ \hline \end{array}$$

68

69

55

70

64



### Observe and Do :








Colour :



Write :



**Elephant**



**Puzzle :**

9	$\begin{array}{r} 7 \\ + 2 \\ \hline \end{array}$	$\begin{array}{r} 5 \\ + \quad \\ \hline \end{array}$	$\begin{array}{r} \quad \\ - 2 \\ \hline \end{array}$	$\begin{array}{r} 18 \\ - \quad \\ \hline 9 \end{array}$
---	---	---	---	--



15	$\begin{array}{r} 17 \\ - 2 \\ \hline \end{array}$	$\begin{array}{r} + \quad \\ \hline 15 \end{array}$	$\begin{array}{r} \quad \\ - \quad \\ \hline \end{array}$	$\begin{array}{r} 3 \\ + \quad \\ \hline \end{array}$
----	--	---	---	---



18	$\begin{array}{r} 9 \\ + 9 \\ \hline 18 \end{array}$	$\begin{array}{r} + 7 \\ \hline \end{array}$	$\begin{array}{r} 39 \\ - \quad \\ \hline \end{array}$	$\begin{array}{r} 58 \\ - \quad \\ \hline \end{array}$
----	--	--	--	--

## 2. We like...



Discussion :



Colour :

71 72 73 74 75

76 77 78 79 80

71				75					
						74			71



### Role Play :



### Colour :






### Indoor Game :



### Activity :





**Discussion :**



**Puzzle :**

$\begin{array}{r} 25 \\ + 43 \\ \hline \end{array}$	$\begin{array}{r} 21 \\ + 52 \\ \hline \end{array}$	$\begin{array}{r} 32 \\ + 43 \\ \hline \end{array}$	$\begin{array}{r} 61 \\ + 13 \\ \hline \end{array}$	$\begin{array}{r} 20 \\ + 54 \\ \hline \end{array}$
$\begin{array}{r} 34 \\ + 41 \\ \hline \end{array}$	$\begin{array}{r} 55 \\ + 23 \\ \hline \end{array}$	$\begin{array}{r} 36 \\ + 42 \\ \hline \end{array}$	$\begin{array}{r} 64 \\ + 13 \\ \hline \end{array}$	$\begin{array}{r} 32 \\ + 42 \\ \hline \end{array}$
$\begin{array}{r} 31 \\ + 41 \\ \hline \end{array}$	$\begin{array}{r} 53 \\ + 20 \\ \hline \end{array}$	$\begin{array}{r} 24 \\ + 52 \\ \hline \end{array}$	$\begin{array}{r} 23 \\ + 51 \\ \hline \end{array}$	$\begin{array}{r} 24 \\ + 55 \\ \hline \end{array}$
71	72	73	74	75



### Outdoor Game :



### Colour :



Seventy four



Seventy five



Seventy two



Seventy one




Seventy three



## Colour :


(Join the dots to complete the picture and colour it.)







### Colour :



### Outdoor Game :

71	72	73	74	75
80	79	78	77	76



**Add :**

$$\begin{array}{r} 45 \\ + 19 \\ \hline \end{array}$$

$$\begin{array}{r} 26 \\ + 39 \\ \hline \end{array}$$

$$\begin{array}{r} 46 \\ + 25 \\ \hline \end{array}$$

$$\begin{array}{r} 39 \\ + 23 \\ \hline \end{array}$$

$$\begin{array}{r} 18 \\ + 35 \\ \hline \end{array}$$

$$\begin{array}{r} 35 \\ + 45 \\ \hline \end{array}$$

$$\begin{array}{r} 18 \\ + 56 \\ \hline \end{array}$$

$$\begin{array}{r} 40 \\ + 40 \\ \hline \end{array}$$

$$\begin{array}{r} 42 \\ + 29 \\ \hline \end{array}$$

$$\begin{array}{r} 30 \\ + 50 \\ \hline \end{array}$$

$$\begin{array}{r} 44 \\ + 28 \\ \hline \end{array}$$

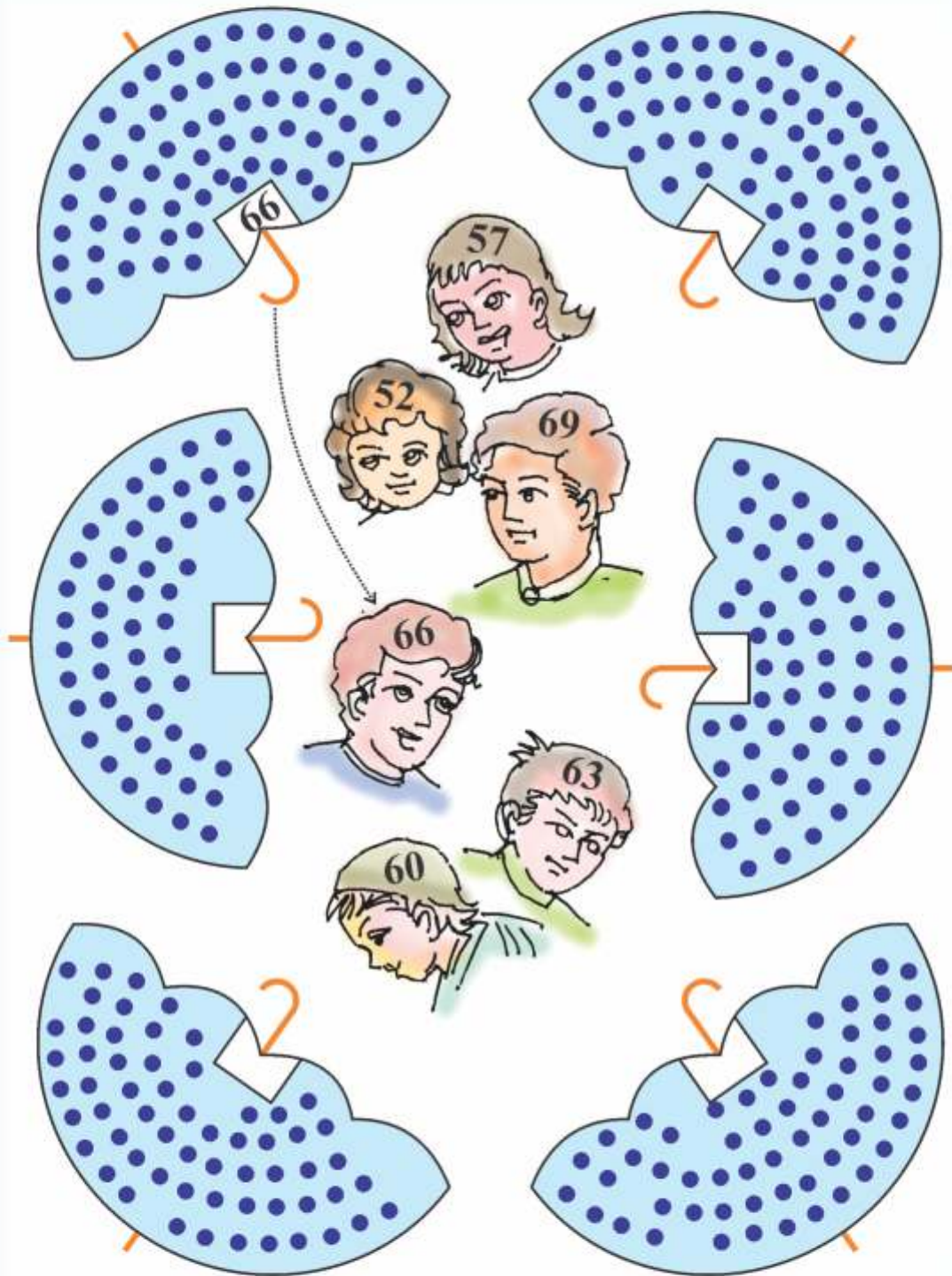
$$\begin{array}{r} 33 \\ + 47 \\ \hline \end{array}$$



Count :



Write :





**Read :**

 7 tens and 1 ... 71 Seventy one

 7 tens and 2 ... 72 Seventy two

 7 tens and 3 ... 73 Seventy three

 7 tens and 4 ... 74 Seventy four


 7 tens and 5 ... 75 Seventy five

 7 tens and 6 ... 76 Seventy six

 7 tens and 7 ... 77 Seventy seven

 7 tens and 8 ... 78 Seventy eight

 7 tens and 9 ... 79 Seventy nine

 8 tens ... 80 Eighty



**Write :**

71			74						80
80		78							71
71	72								
80	79								




**Write :**

75		78	
	72		70
76		73	
	80	77	


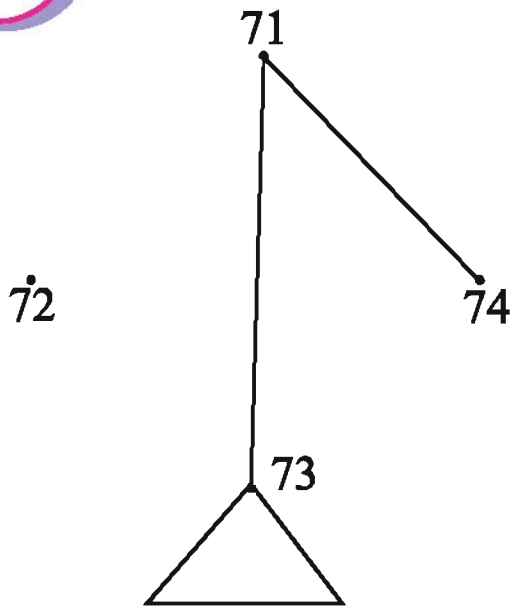


**Think and Say :**

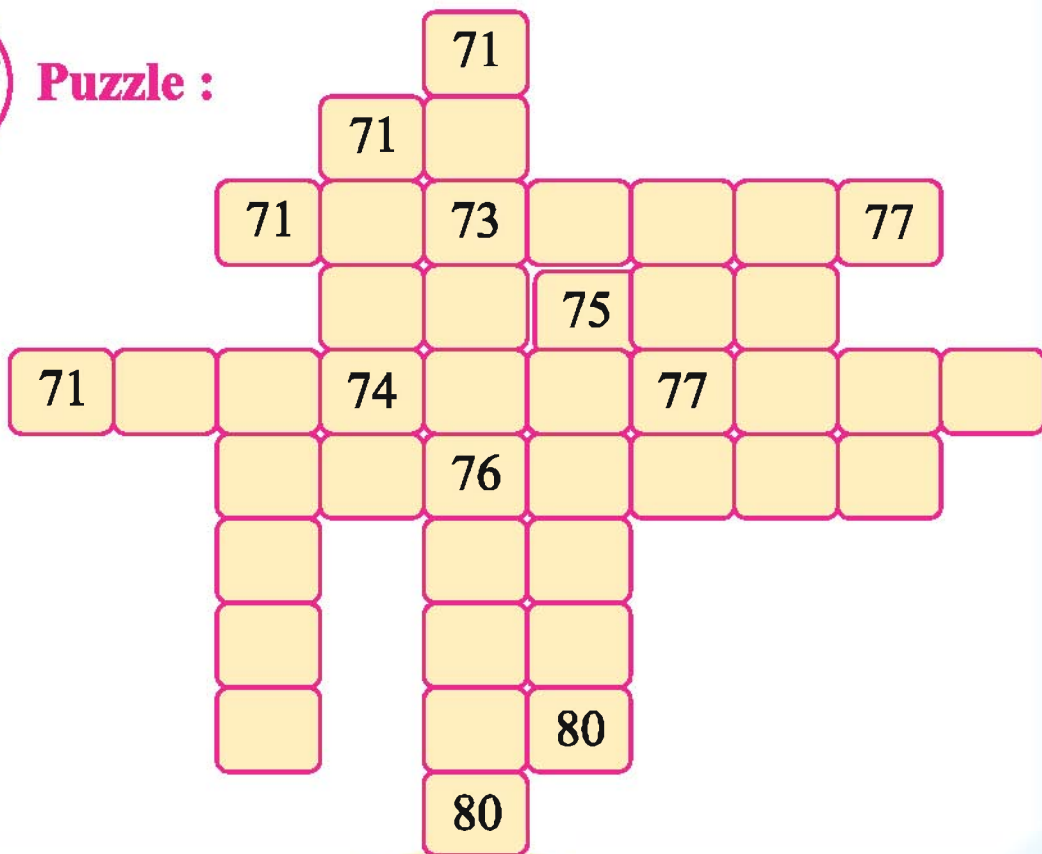




**Colour :** (Join the dots in order to complete the figure and colour it.)




**Puzzle :**






**Colour :**



71	
	80



**Indoor Game :**





**Colour :**

41	71	78	72	68	78
73	74	71	79	41	61
80	70	50	45	35	78



**Observation :**



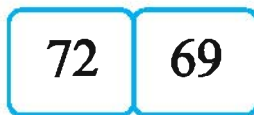
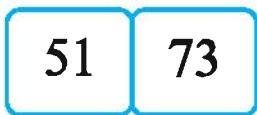
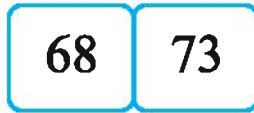
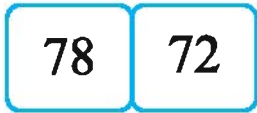
**Colour :**



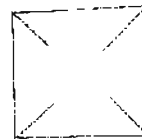





### Colour :



### Observation :




### Outdoor Game :





Read :



Write :



71			74	

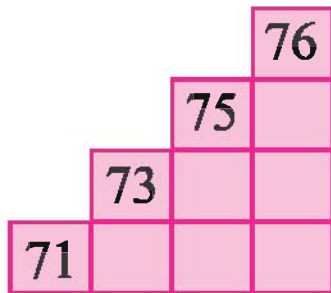


80		78		
	74			



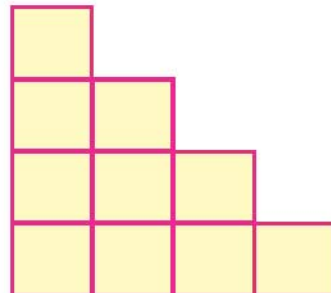
Write :

◆ Ascending Order

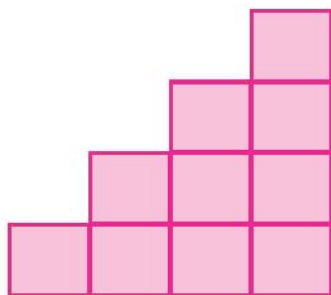


71, 73, 75, 76

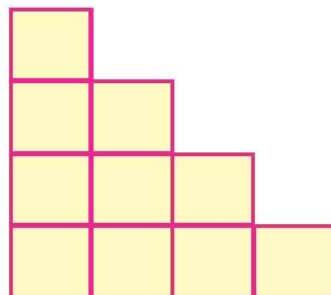
◆ Descending Order




79, 76, 73, 72



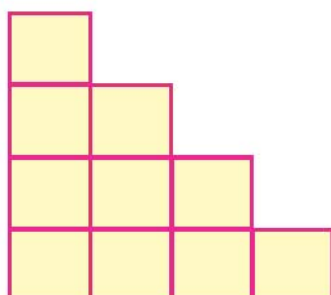
74, 70, 76, 72



74, 70, 76, 72



70, 78, 74, 73



74, 70, 76, 80



Write :

71	Seventy One	76	
72		77	
73		78	
74		79	
75		80	



Write :

Number	Tens	Units	In Words
76	7	6	Seventy Six
80			
81			
79			
75			
72			
77			

### 3. Streamer of Leaves (*Toran*)



**Discussion :**



**Activity :**



**Observation :**





## Read :

Monika and Gabu were playing. Mummy called Monika.

**Mummy** : Go and bring some leaves.

**Monika** : Why do you want leaves ?

**Mummy** : For making a streamer of leaves.

**Gabu** : What kind of leaves should we bring aunty ?

**Mummy** : Bring leaves which are suitable to make a streamer.



## Activity :

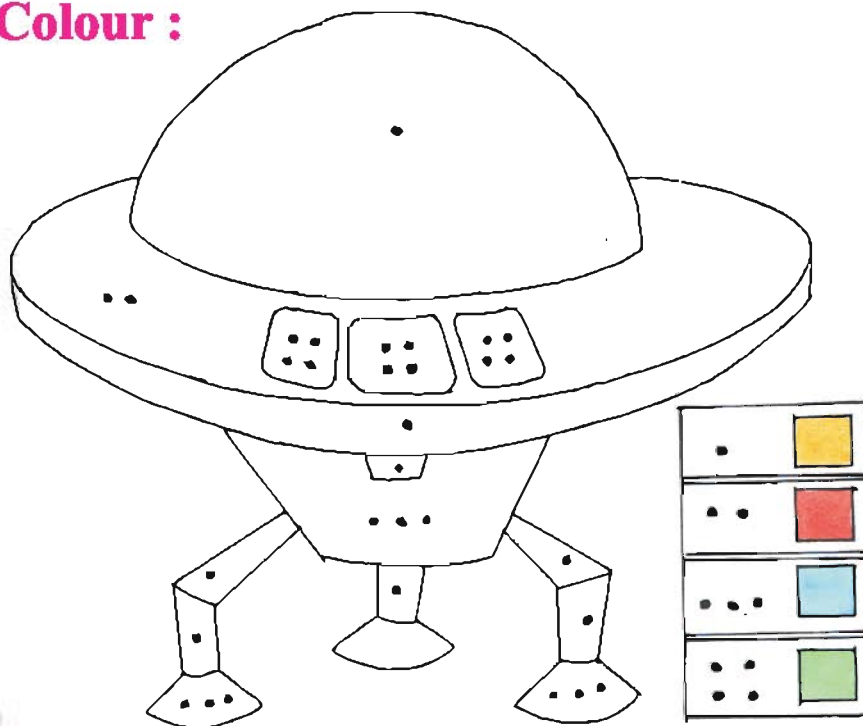




### Think and Say :



### Colour :






Count :



Write :



Leaves of Neem tree **12**

Leaves of Ashoka tree

Leaves of Eucalyptus tree

Leaves of Peepal Tree



Puzzle :

	Leaves of Ashoka tree
+	<b>25</b> Leaves of Peepal tree
	<b>48</b> Total Leaves

	Leaves of Eucalyptus tree
+	<b>25</b>

	Leaves of Pipal tree
+	Leaves of Neem tree

	<b>35</b>








**Observation :**



**Discussion :**





**Observation :**




**Think and Say :**



**Write :**

1		21		41			
---	--	----	--	----	--	--	--



**Count :**



**Add four to Eight,  
Get the answer twelve**



### Role Play :



Caw... Caw... Caw...



### Puzzle :

$23 + 32$

$44 + 34$

$22 + 12$

$32 + 46$

$41 + 14$

$35 + 43$

$10 + 24$

$20 + 14$

$35 + 20$



### Outdoor Game :

25



15

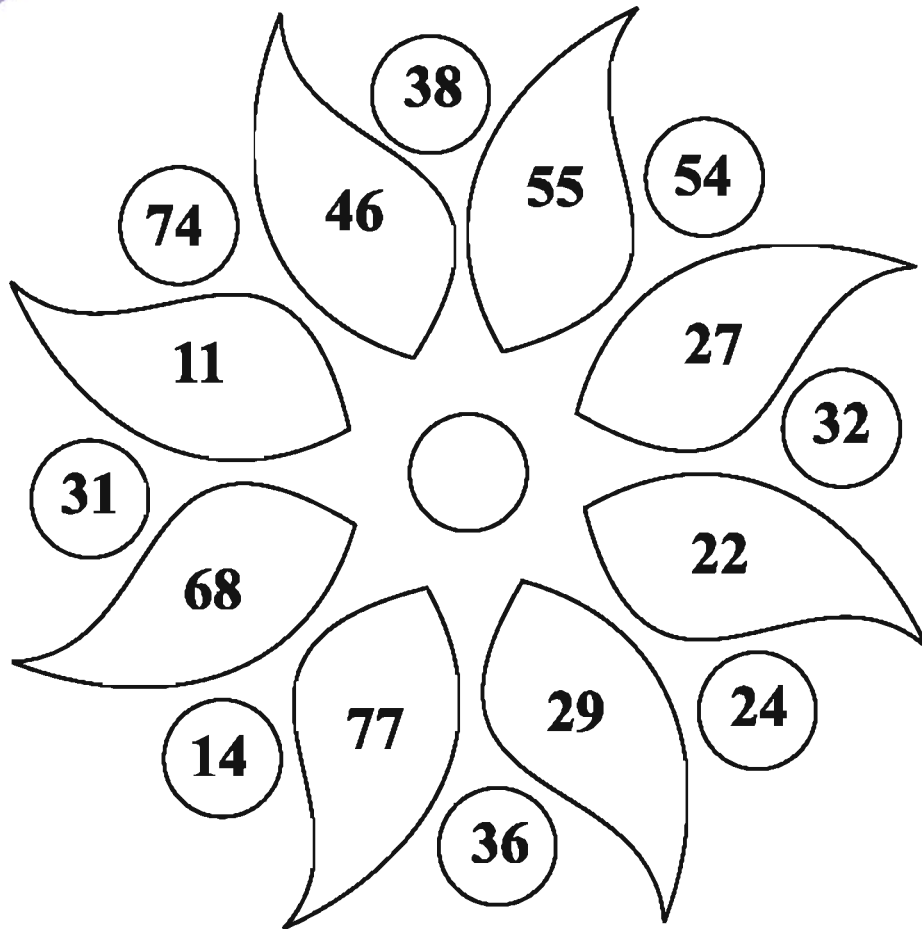


40






**Colour :**



- **The number having the same digit in the place of units and tens**
- **The number having ten's digit bigger than unit's**
- **The number which has 4 at unit's place**
- **The number which has 3 at ten's place**



**Think and Say :**




**Write :**

**Today's Details**



**Date :**

**Day :**

<b>Breakfast</b>	
<b>Lunch</b>	



**Puzzle :**



**Count :**

A large blue oval containing a central yellow circle and four arithmetic problems. The central yellow circle contains the number 23 and two addition problems:  $+ 12$  and  $+ 30$ . The four arithmetic problems are arranged around the central circle, each with a horizontal number line below it. The top-left problem is  $23 + 20 + 32$ . The top-right problem is  $22 + 15 + 31$ . The bottom-left problem is  $40 + 10 + 30$ . The bottom-right problem is  $35 + 11 + 31$ . A vertical column of seven triangles is positioned in the center of the oval, with three triangles above the central circle and four triangles below it.



**Write :**

$$\begin{array}{r} 18 \\ +20 \\ \hline \end{array}$$

84

$$\begin{array}{r} 74 \\ +10 \\ \hline \end{array}$$

38

$$\begin{array}{r} 40 \\ +25 \\ \hline \end{array}$$

44

$$\begin{array}{r} 23 \\ +21 \\ \hline \end{array}$$

69

$$\begin{array}{r} 19 \\ +50 \\ \hline \end{array}$$

65



**Puzzles :**

Tens Ones

$$\begin{array}{|c|c|} \hline 5 & 4 \\ \hline \end{array} = 54$$

$$\begin{array}{|c|c|} \hline 4 & 3 \\ \hline \end{array} = \square$$

$$\begin{array}{|c|c|} \hline 8 & 3 \\ \hline \end{array} = \square$$

$$\begin{array}{|c|c|} \hline & \\ \hline \end{array} = 92$$

$$\begin{array}{|c|c|} \hline & \\ \hline \end{array} = 61$$

$$\begin{array}{|c|c|} \hline 3 & 0 \\ \hline \end{array} = \square$$

$$\begin{array}{|c|c|} \hline & 9 \\ \hline \end{array} = 2\_$$

$$\begin{array}{|c|c|} \hline 7 & \\ \hline \end{array} = \_2$$

$$\begin{array}{|c|c|} \hline 5 & \\ \hline \end{array} = \_6$$



**Discussion :**

45	79	44	53
34	55	83	69
66	27	28	11
58	72	39	42

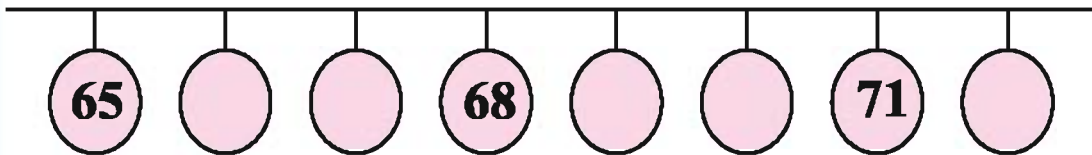
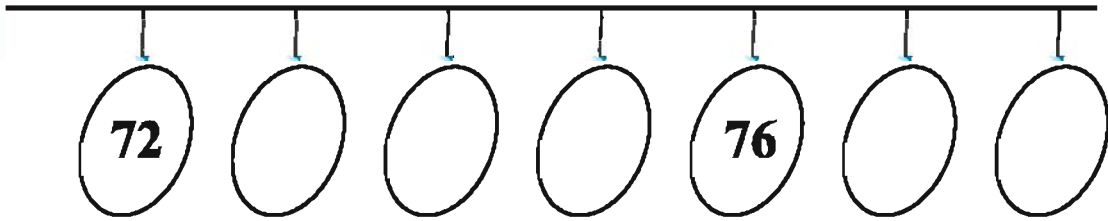
◆ Unit's and ten's digits are equal ●

◆ Unit's digit is bigger ●

● ◆ Ten's digit is bigger ●



Write :



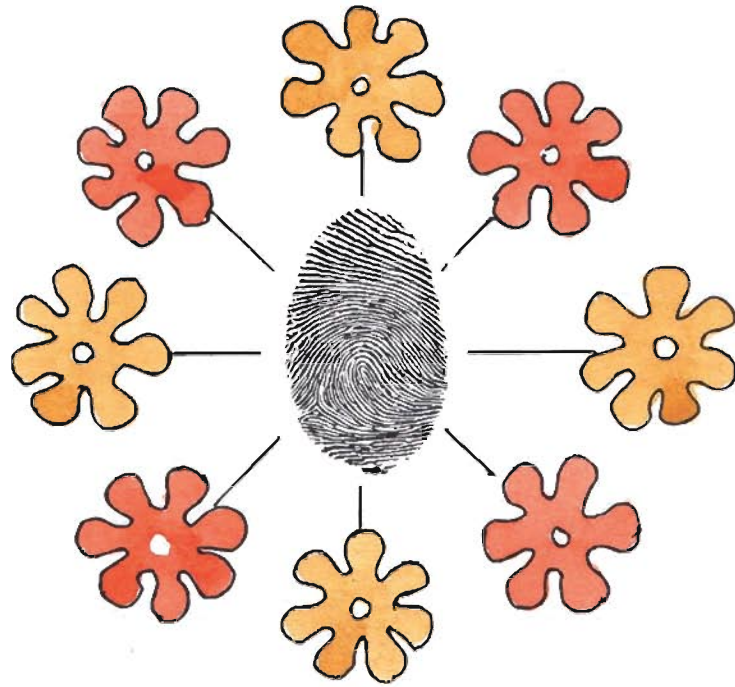
Write :

58	59	79	
	67		60
	78	52	
71			73





**Activity :**




## 4. In a Shop with Mother



**Read :**



**Think and Say :**



Hetal and her mother went to the market. Hetal wanted to buy a new pair of shoes for herself. They went to a shoe store. There were good varieties of shoes in the shop.

**Hetal** : I want to buy this black and red colour shoes.

**Mummy** : But it is made of plastic.

**Shopkeeper** : Yes, but it is durable.

**Hetal** : But plastic shoes are not comfortable for me.

**Shopkeeper** : Do you like shoes made by cloth ?

**Mummy** : Try it.

**Hetal** : It is good but bigger in size !

**Shopkeeper :** This pair of sandals is nice.

**Mummy :** Yes, this is good. Hetal, walk a little after wearing them.

**Hetal :** Yes mummy, it is comfortable. I like it.








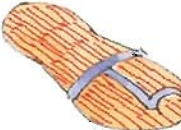















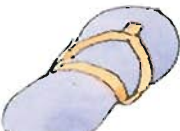

**Mummy :** How much does this pair of sandals cost ?

**Shopkeeper :** The cost is written on it.

**Mummy :** I don't have that much money.



**Read :**

				
	81 - Eighty One - 80 and 1			
	82 - Eighty Two - 80 and 2			
	83 - Eighty Three - 80 and 3			
	84 - Eighty Four - 80 and 4			
	85 - Eighty Five - 80 and 5			
	86 - Eighty Six - 80 and 6			
	87 - Eighty Seven - 80 and 7			
	88 - Eighty Eight - 80 and 8			
	89 - Eighty Nine - 80 and 9			
	90 - Ninety - 80 and 10			

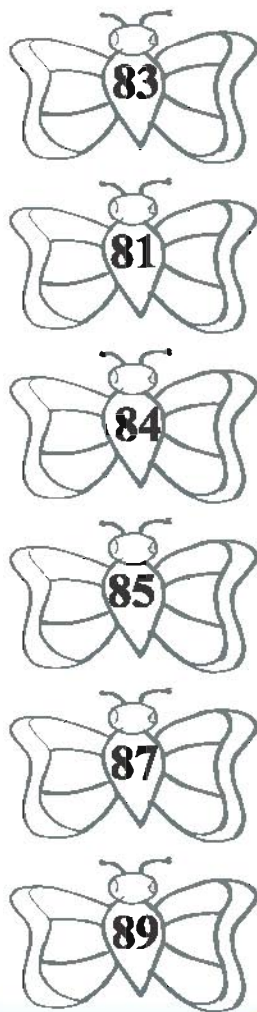


**Write :**

○	○	81	82	○	○	○	○	○
82	○	84	○	○	○	88	○	○
○	85	○	○	○	89	○	○	○

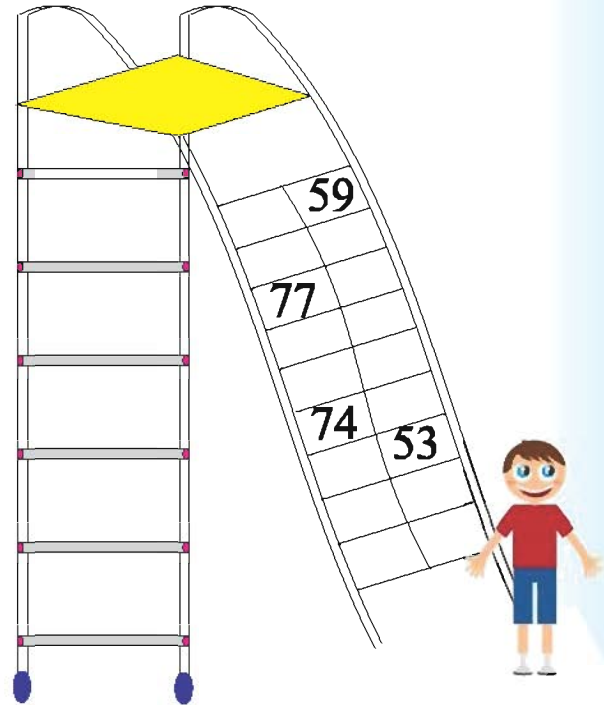
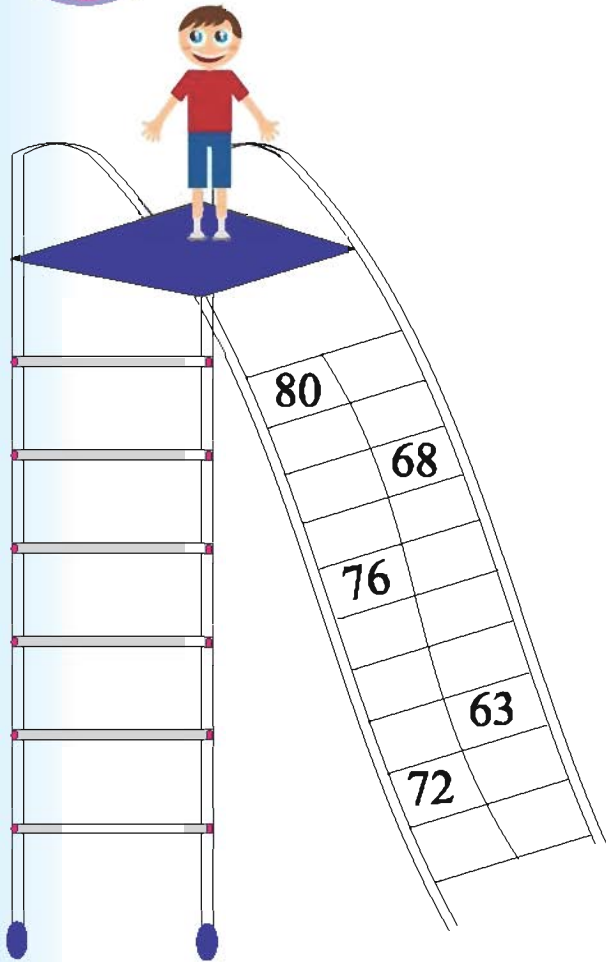


**Colour :**

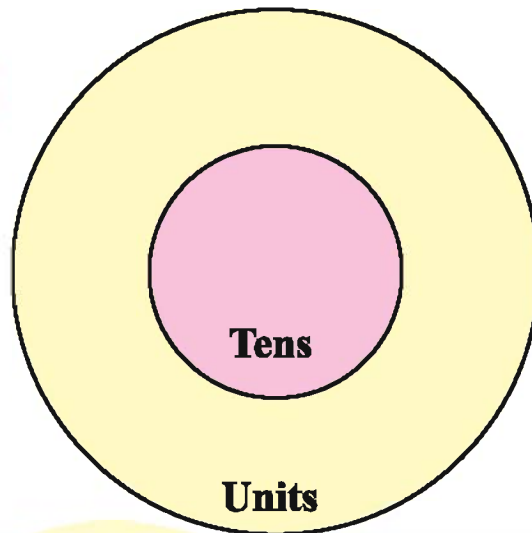




**Write :**



**Indoor Game:**

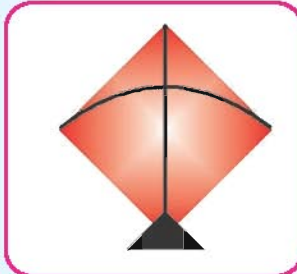




**Observation :**




**Discussion :**



(1) January




(2) February



(3) March




(4) April



(5) May




(6) June




(7) July



(8) August



(9) September



(10) October



(11) November



(12) December



**Write :**

(1)

(5)

(9)

(2)

(6)

(10)

(3)

(7)

(11)

(4)

(8)

(12)



### Read :

One day, Rinky and Pinky were talking about their favourite months.

I like July and August because it rains in these months.



I like May and June because we get to eat mangoes in these months.



### Think and Say :



**Think and Say :****Write :**

	<b>Months in English</b>		<b>Months in Gujarati</b>
<b>1.</b>		<b>1.</b>	
<b>2.</b>		<b>2.</b>	
<b>3.</b>		<b>3.</b>	
<b>4.</b>		<b>4.</b>	
<b>5.</b>		<b>5.</b>	
<b>6.</b>		<b>6.</b>	
<b>7.</b>		<b>7.</b>	
<b>8.</b>		<b>8.</b>	
<b>9.</b>		<b>9.</b>	
<b>10.</b>		<b>10.</b>	
<b>11.</b>		<b>11.</b>	
<b>12.</b>		<b>12.</b>	





**Puzzle :**



























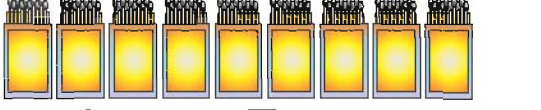





**Discussion :**



Sunday	Monday	Tuesday	Wednesday	Thursday	Friday	Saturday
					1	2
3	4	5	6	7	8	9
10	11	12	13	14	15	16
17	18	19	20	21	22	23
24	25	26	27	28	29	30



# Count :

 <b>9 Ten</b>	 <b>1</b>	 <b>Ninety One</b>
 <b>9 Ten</b>	 <b>2</b>	 <b>Ninety Two</b>
 <b>9 Ten</b>	 <b>3</b>	 <b>Ninety Three</b>
 <b>9 Ten</b>	 <b>4</b>	 <b>Ninety Four</b>
 <b>9 Ten</b>	 <b>5</b>	 <b>Ninety Five</b>
 <b>9 Ten</b>	 <b>6</b>	 <b>Ninety Six</b>
 <b>9 Ten</b>	 <b>7</b>	 <b>Ninety Seven</b>
 <b>9 Ten</b>	 <b>8</b>	 <b>Ninety Eight</b>
 <b>9 Ten</b>	 <b>9</b>	 <b>Ninety Nine</b>
 <b>9 Ten</b>	 <b>10</b>	 <b>Hundred</b>



Write :




Classroom Game :

--	--	--



Write :




### Observe and Do :

92

Ninety One

95

Ninety Six

91

Ninety Nine

Ninety Five

Ninety Two

93

Ninety Seven

99

97

98

Ninety Four

94

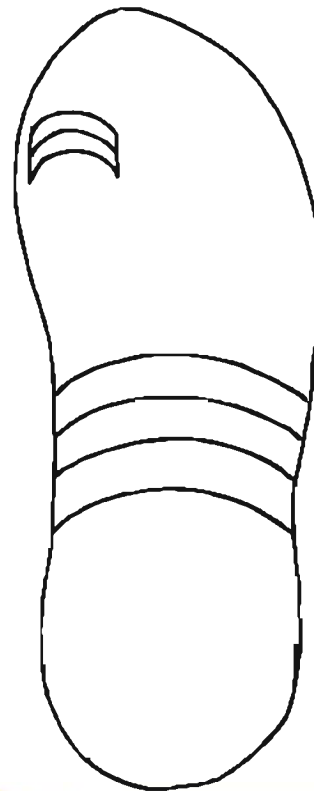
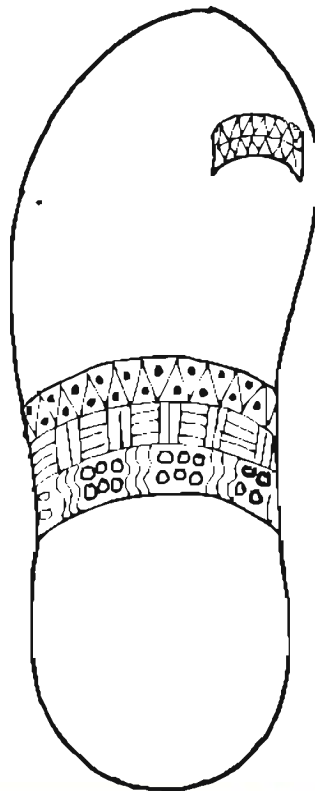
Ninety Eight

96

Ninety Three

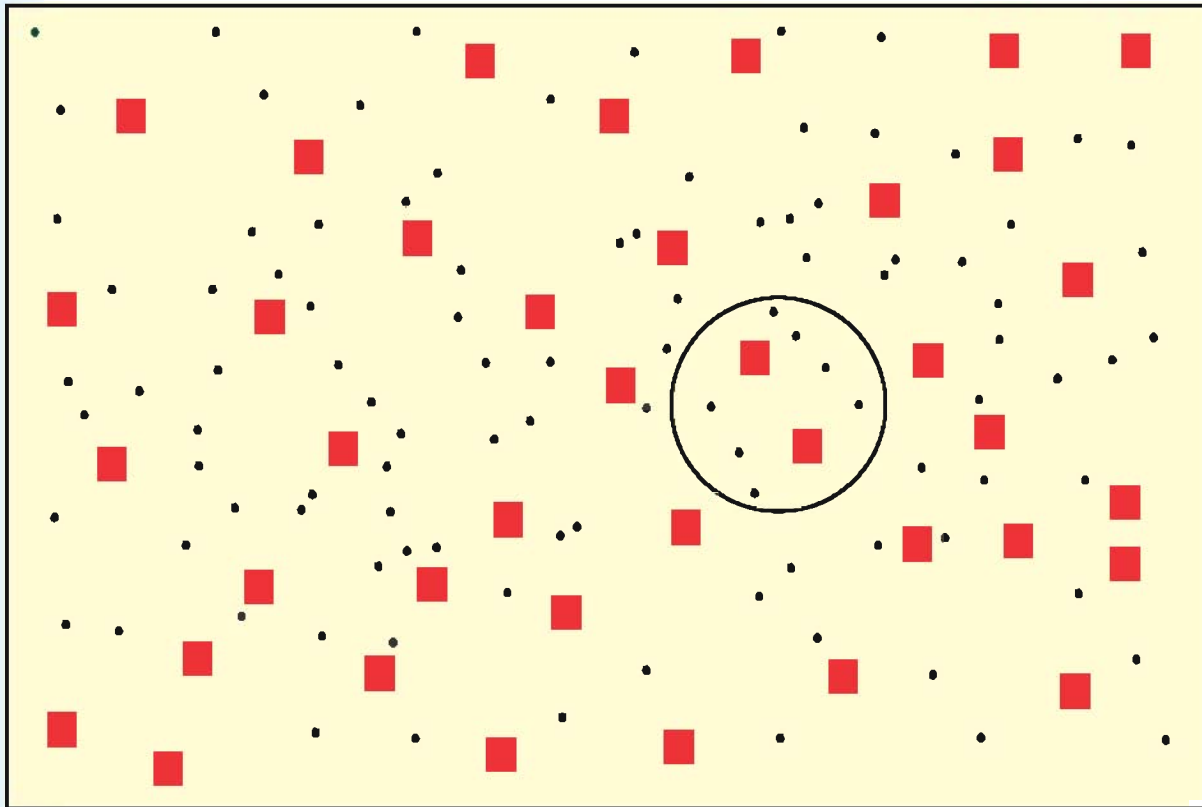


### Colour : (Draw and Colour) :





## Indoor Game :



## Write :

$20 + 7 = 27$		



## Indoor Game :

100	99?	98	97 ★	96	95	94 🍬	93	92	91
81 ★	82	83	84	85 ?	86	87	88	89	90
80	79	78	77	76	75 ?	74	73	72	71
61 ★	62	63	64	65	66	67 🍬	68	69	70
60	59	58 ★	57	56	55	54 ?	53	52	51
41	42	43	44 🍬	45	46 ?	47	48	49	50
40	39	38	37	36	35	34	33 ?	32	31
21	22	23	24 ?	25	26	27	28	29	30
20	19	18 🍬	17	16	15 ★	14	13	12	11
1 🍬	2	3	4	5	6	7	8 ?	9	10



**Rules :** Roll the dice and move forward according to the number you get. If you find any symbols in any of the boxes, follow the instructions given below.



– Go two steps backward.



– Go five steps forward.



– Answer the question.


## 5. Wonders around us



**Song :**



**Discussion :**



A square of four angles, has a name of kite,  
In high windy sky, it flies and flies and flies.

Moving in the air, a white flag on temple.

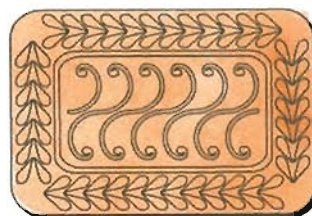

Shows direction to grandpa, it is called a triangle.

Moving round and round, wheel of Gopal's bicycle.

Bigger than a bangle, it's called a circle.

Full is my lunch box with biscuits in it,

If you ask the shape, both are rectangle.

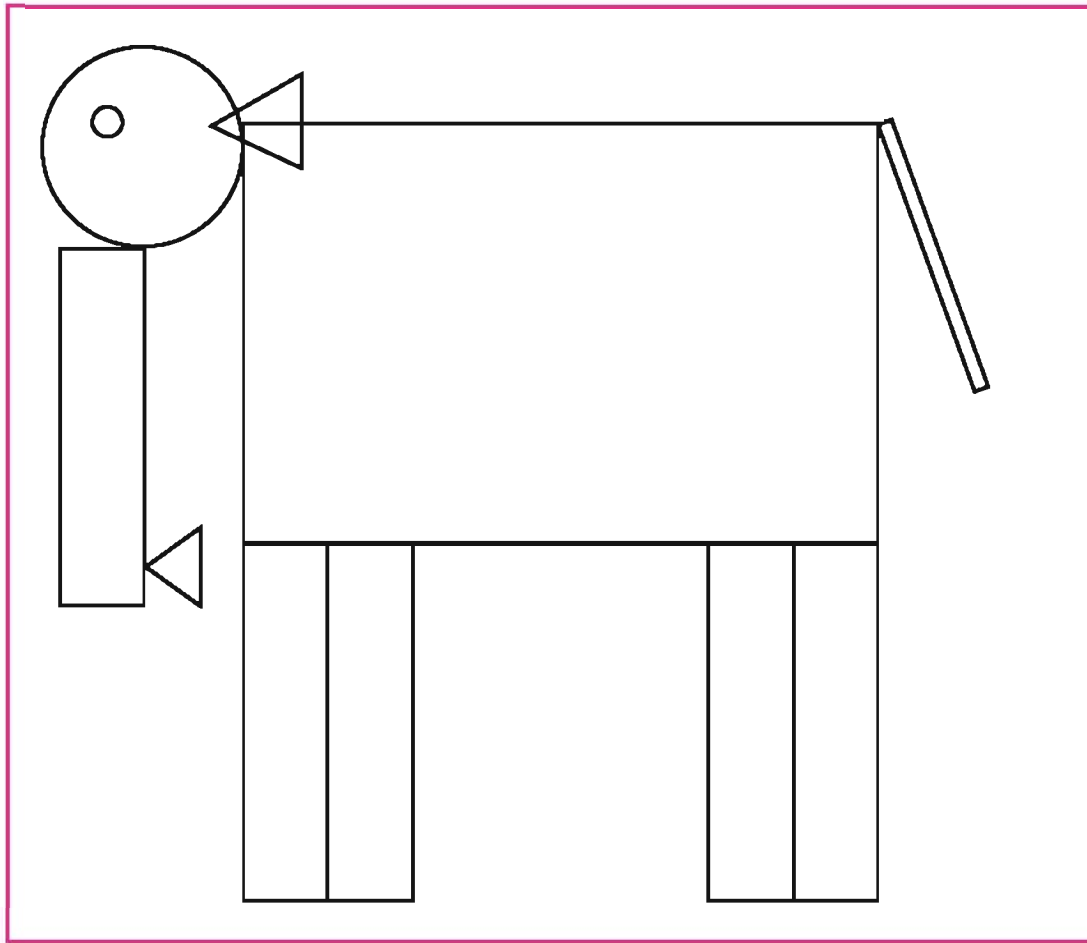




**Colour :**



**Write :**





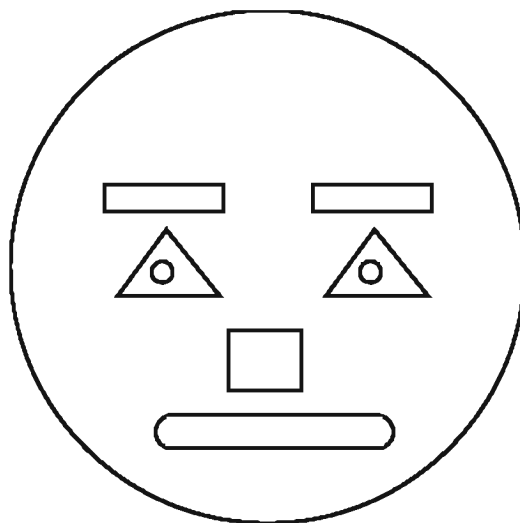
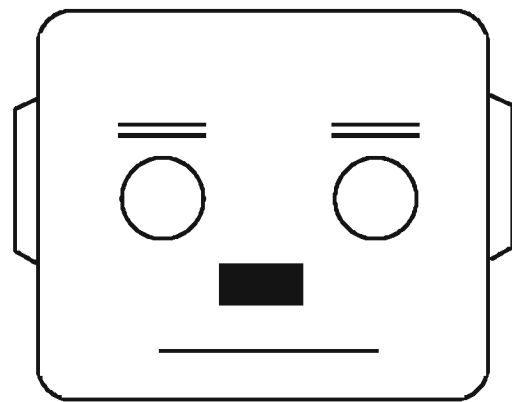
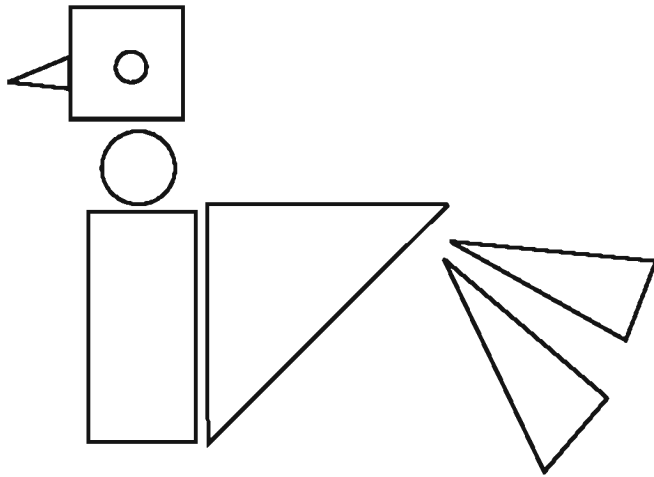


**Think and Say :**





### Activity :

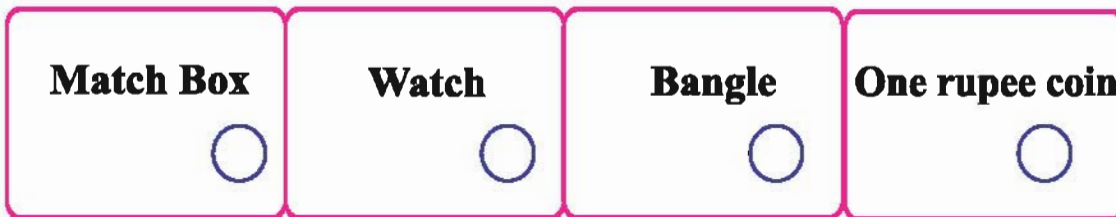
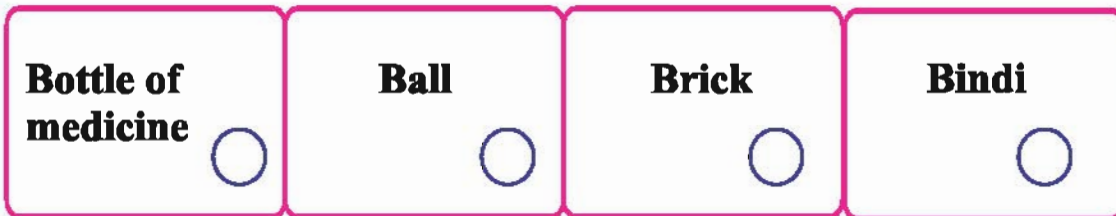

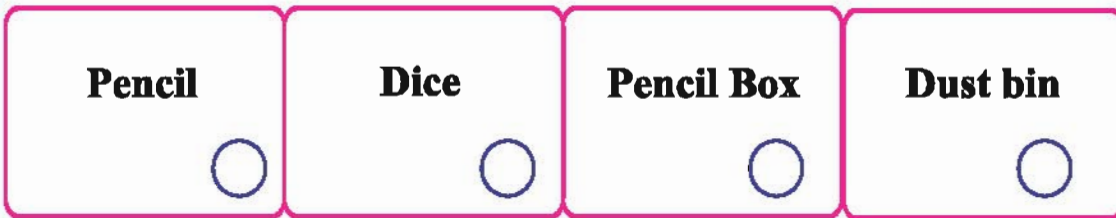






**Colour :**



**Discussion :**





**Puzzle :**







**Observation :**



**Discussion :**

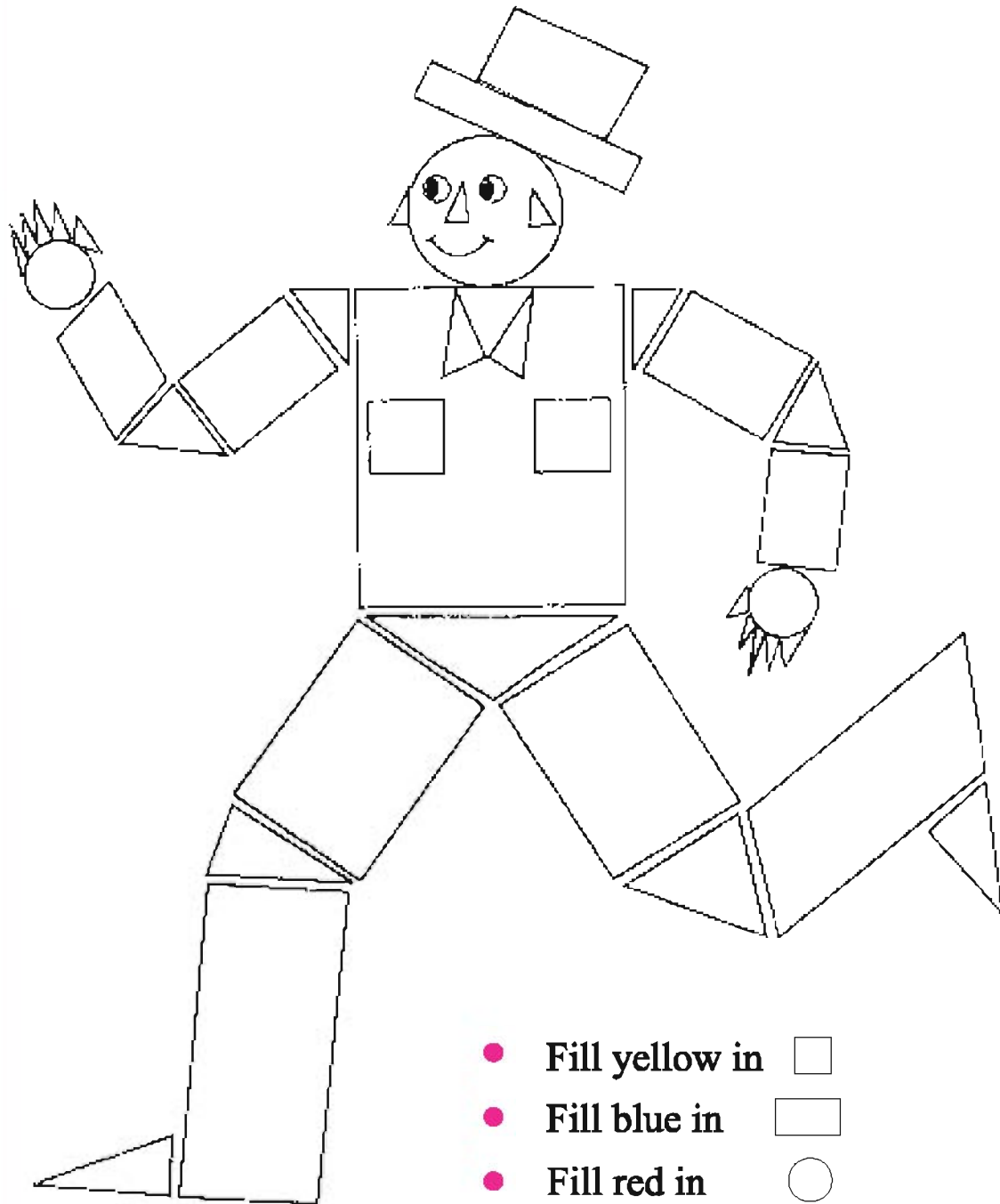








**Colour :**



**Discussion :**



- Fill yellow in 
- Fill blue in 
- Fill red in 
- Fill green in 




## Observation :

	Ten 1 time means 10	10	1	10
	Ten 2 times means 20	10	2	20
	Ten 3 times means 30	10	3	30
	Ten 4 times means 40	10	4	40
	Ten 5 times means 50	10	5	50
	Ten 6 times means 60	10	6	60
	Ten 7 times means 70	10	7	70
	Ten 8 times means 80	10	8	80
	Ten 9 times means 90	10	9	90
	Ten 10 times means 100	10	10	100



**Write :**



**To solve the puzzle with the help of Tables, Observe the picture and make use of tables to solve the puzzle : Write answer in the box  with the help of the picture.**

**How many ears do 2 rabbits have ?**

**How many ears do 3 deer have ?**

**How many leaves do 3 *Bilipatra* have ?**

**How many petals do 3 flowers of 5 petals have ?**

**How many petals do 2 flowers of 10 petals have ?**

**How many legs does 1 cow have ?**

**How many tails do 2 goats have ?**

**How many horns do 2 goats have ?**






**Puzzle : Number Group of 10 (tens)**

80	←	5
10		8
60		4
20		6
50		1
40		2



**Count :**

+ 
 
 + 
 
 + 
 
 =

10
  
 10
  
 10
  
 5



**Observe and Do :**

**3 tens 3 units**

**2 tens 2 units**

**1 ten 1 unit**

	3	3
—	2	2
	1	1

**1 ten 1 unit**

	7	5
—	3	3
	4	2



**Count :**



**Write :**

$\begin{array}{r} 46 \\ - 25 \\ \hline 21 \end{array}$	$\begin{array}{r} 82 \\ - 41 \\ \hline \end{array}$	$\begin{array}{r} 27 \\ - 13 \\ \hline \end{array}$	$\begin{array}{r} 79 \\ - 36 \\ \hline \end{array}$	$\begin{array}{r} 65 \\ - 23 \\ \hline \end{array}$
$\begin{array}{r} 95 \\ - 24 \\ \hline \end{array}$	$\begin{array}{r} 34 \\ - 21 \\ \hline \end{array}$	$\begin{array}{r} 58 \\ - 42 \\ \hline \end{array}$	$\begin{array}{r} 83 \\ - 31 \\ \hline \end{array}$	$\begin{array}{r} 38 \\ - 25 \\ \hline \end{array}$



**Colour :**






**Write :**

$\begin{array}{r} 86 \\ - 41 \\ \hline \end{array}$	$\begin{array}{r} 48 \\ - 23 \\ \hline \end{array}$	$\begin{array}{r} 23 \\ - 12 \\ \hline \end{array}$	$\begin{array}{r} 94 \\ - 32 \\ \hline \end{array}$	$\begin{array}{r} 75 \\ - 23 \\ \hline \end{array}$
$\begin{array}{r} 98 \\ - 43 \\ \hline \end{array}$	$\begin{array}{r} 53 \\ - 31 \\ \hline \end{array}$	$\begin{array}{r} 72 \\ - 61 \\ \hline \end{array}$	$\begin{array}{r} 86 \\ - 53 \\ \hline \end{array}$	$\begin{array}{r} 67 \\ - 23 \\ \hline \end{array}$



**Activity :**





**Write :**

$\begin{array}{r} 67 \\ - 27 \\ \hline \end{array}$	$\begin{array}{r} 43 \\ - 41 \\ \hline \end{array}$	$\begin{array}{r} 96 \\ - 23 \\ \hline \end{array}$	$\begin{array}{r} 76 \\ - 33 \\ \hline \end{array}$	$\begin{array}{r} 87 \\ - 57 \\ \hline \end{array}$
$\begin{array}{r} 55 \\ - 52 \\ \hline \end{array}$	$\begin{array}{r} 29 \\ - 26 \\ \hline \end{array}$	$\begin{array}{r} 51 \\ - 31 \\ \hline \end{array}$	$\begin{array}{r} 14 \\ - 12 \\ \hline \end{array}$	$\begin{array}{r} 34 \\ - 11 \\ \hline \end{array}$



**Puzzle :**

❖ **Magic of 6**

$\begin{array}{r} 6 \\ - 0 \\ \hline 6 \end{array}$	$\begin{array}{r} - \\ \hline 6 \end{array}$	$\begin{array}{r} 8 \\ - 2 \\ \hline 6 \end{array}$	$\begin{array}{r} - \\ \hline 6 \end{array}$	$\begin{array}{r} - \\ \hline 6 \end{array}$
$\begin{array}{r} 11 \\ - 5 \\ \hline 6 \end{array}$	$\begin{array}{r} - \\ \hline 6 \end{array}$	$\begin{array}{r} - \\ \hline 6 \end{array}$	$\begin{array}{r} - \\ \hline 6 \end{array}$	$\begin{array}{r} 10 \\ - \\ \hline 6 \end{array}$




**Write :**



**Puzzle :**

$$8 - 0 = 8$$

$$10 - \underline{\quad} = 8$$



$$12 - \underline{\quad} = 8$$


$$14 - \underline{\quad} = 8$$

$$16 - \underline{\quad} = 8$$



**Puzzles :**

$$9 - 1 = 8$$



$$13 - \underline{\quad} = 8$$

$$11 - \underline{\quad} = 8$$

$$15 - \underline{\quad} = 8$$

$$17 - \underline{\quad} = 8$$



**Write :**



**Colour :**

1									
	12								20
								39	
51									
					66				
		83							
									100

	5	14	20	23	29	27	35	56
	9	3	18	4	7	55	90	64
	17	92	43	66	78	89	16	99



**Read :**



**Write :**

2	1	2	3	1	3	4	1	4	5	1	5	10	1	10
2	2	4	3	2	6	4	2	8	5	2	10	10	2	20
2	3	6	3	3	9	4	3	12	5	3	15	10	3	30
2	4	8	3	4	12	4	4	16	5	4	20	10	4	40
2	5	10	3	5	15	4	5	20	5	5	25	10	5	50
2	6	12	3	6	18	4	6	24	5	6	30	10	6	60
2	7	14	3	7	21	4	7	28	5	7	35	10	7	70
2	8	16	3	8	24	4	8	32	5	8	40	10	8	80
2	9	18	3	9	27	4	9	36	5	9	45	10	9	90
2	10	20	3	10	30	4	10	40	5	10	50	10	10	100

2	1	2											
			3	2	6								
								5	3	15			
						4	4	16					
											10	5	50
			3	8	24								
2	10	20											



**Puzzle :**



**Write in ascending order**  
73, 53, 60, 57

**Between numbers**  
88      86

**Before number**  
97

**Write number**

**After number**  
46

**Draw Beads**

Tens	Unit
7	6

**Write in descending order**  
93, 62, 72, 82

**Before number**  
70

**Write months in order**

October	
June	
September	
February	

**March**      **May**

**58**  
+ 31

**38**  
+ 59

**89**  
- 74

**How many groups of 5 ?**

***	
***	
****	
*****	
*****	

**5 x 5**     

**4 x 3**     

**2 x 8**     

**10 x 6**     

**8 means**  **groups of 4**

**40 means**  **groups of 5**

**16 means**  **groups of 2**

**70 means**  **groups of 10**

**There are 28 girls and 18 boys in a class. What is the total number of students in class ?**

**88 students of a certain school wish to go for a trip. The bus has only 56 seats. How many students cannot go to the trip ?**

**1 flower has 5 petals. How many petals do such seven flowers have ?**

## 6. Let's Make Castle



**Read :**



**Discussion :**



Ritu, Anwar and Hetal,

Let's make a Castle.

Ritu makes a castle of sand,

Anwar builds a castle of straw,

Little Hetal with so much care,

Makes a castle with wet clay.

All so happy for their own castle,

But lo...! the wind has caused the haste,

Who has now a safe castle ?

Who has now a broken castle ?





**Write :**



**Discussion :**







Blank area for writing or discussion.



**Read :**



**Write :**

	Weaver bird
	Rat
	Bee
	Sparrow
	Man
	Horse



## Observation :



## Read :



## Discussion :



Some build a house, some build a nest,  
Some make a hole.

Man builds a house. Birds make nest.

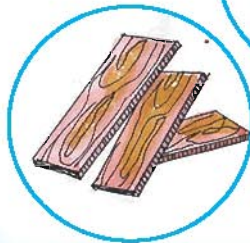
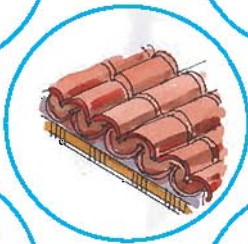
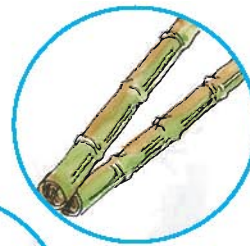

Ants make holes. A hut is a home.

A bungalow is also a home.

Of what material is a house made ?

Who lives in a house ?

Of what materials do birds build nest ?






**Think and Say :**



**Write :**



- Which house is next to house number 62 ?
- Which house comes before house number 65 ?
- Which house is next to house number 67 ?
- Which house is between house number 64 and 66 ?
- Which house is between house number 68 and 70 ?



**Write :**

42	43	66	
35		78	
62		89	
53		72	

80	81		93
	34		84
	49		99
	60		94


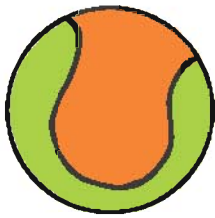


**Write :**

92	93	94	51		53
77		79	64		66
86		88	80		82
46		48	89		91




**Observation :**




**Think and Say :**



**Book**





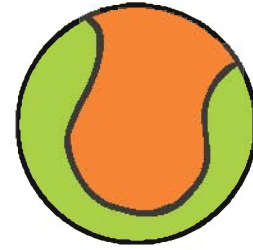
**Flag**



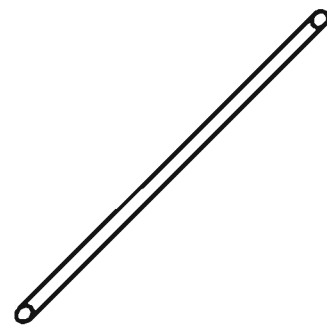

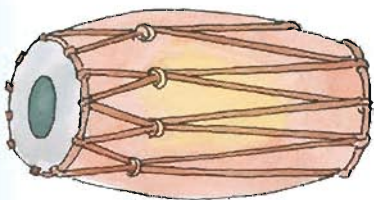
**Brick**



### Discussion :



### Activity :





**Write :**




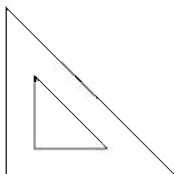
Ball					
Scale					
Book					
Pencil					



**Colour :**



**Discussion :**

## 7. At Sea Shore



**Song :**



**Discussion :**



Little kids on a sea-shore to play,  
Little kids with sand to play,  
To make a necklace, let's pick conch and shells,  
Let's make a paperboat, in a slow pace to sail,  
To challenge the tides, let's go to the sea-shore.  
All together, let's make a sand-castle,  
For little dolly doll, let's bring chair and table,  
All at once jump and splash at the sea-shore.  
The Sun-God turns up high in the sky,  
All water shine up, evening colours fly,  
It's a joy to watch lovely colours on the sea-shore.  
Tiny fish would come to play off the shore,  
We'll sing sweet songs and watch the tides,  
Let's go to watch high tides on the sea-shore.

(Originally written in Gujarati by Mahendrabhai Joshi)





**Write :**

$$\begin{array}{r} 49 \\ +18 \\ \hline \end{array}$$

$$\begin{array}{r} 52 \\ +39 \\ \hline \end{array}$$

$$\begin{array}{r} 23 \\ +39 \\ \hline \end{array}$$

$$\begin{array}{r} 46 \\ +27 \\ \hline \end{array}$$

$$\begin{array}{r} 61 \\ +29 \\ \hline \end{array}$$

$$\begin{array}{r} 53 \\ +27 \\ \hline \end{array}$$

$$\begin{array}{r} 14 \\ +68 \\ \hline \end{array}$$

$$\begin{array}{r} 19 \\ +72 \\ \hline \end{array}$$

$$\begin{array}{r} 64 \\ +18 \\ \hline \end{array}$$



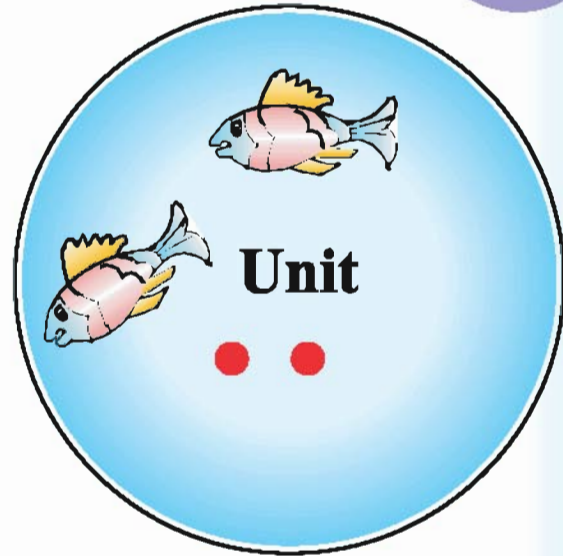

**Activity :**

- **Paper Boat :**






**Indoor Game :**



Tens	Units	Number
3	2	32




**Discussion :**



	Lives in Water	Swims in Water	Carries load	Can fly	Can swim	Can run
<b>Camel</b>						
<b>Fish</b>						


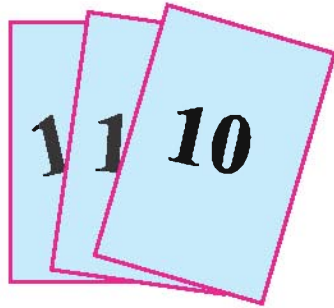


**Role Play :**






### Activity :



### Outdoor Game :

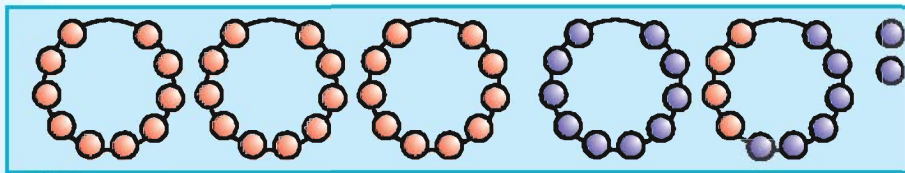

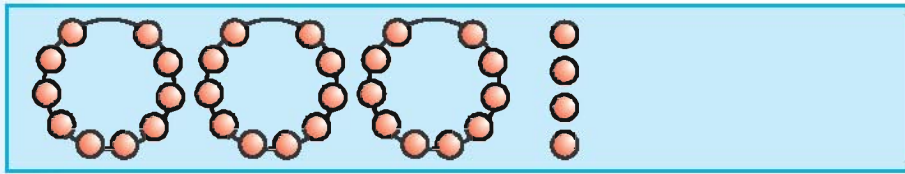




**Activity :**



**Discussion :**



34

+ 18

---

52



**Observation :**

There were 17 chocolates in a jar. We added 6 more chocolates in it. How many chocolates will be there in the jar now ?

$$\begin{array}{r}
 \overset{1}{\curvearrowright} 17 \\
 + \quad 6 \\
 \hline
 \textcircled{1} 23 \\
 \hline
 23
 \end{array}$$

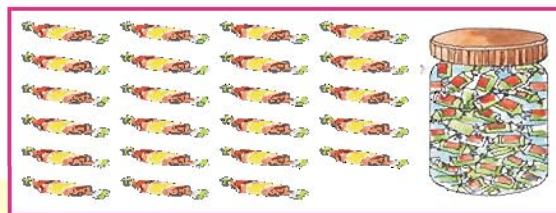

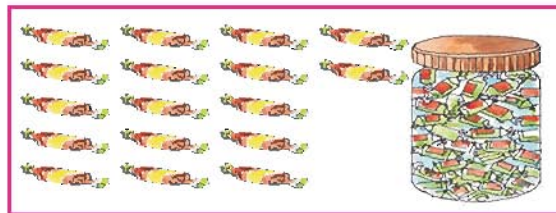
Chocolates

Chocolates

Chocolates

Chocolates

Chocolates
















**Observation :**



**Discussion :**

 36	18	17	49	 87	 25	 28	67	18	 73
 20	 68	 27	75	 51	56	15	 17	 23	19

$$\begin{array}{c} \triangle + \bigcirc \\ 36 + 27 \end{array}$$



$$\begin{array}{c} \triangle + \square \\ 25 + 56 \end{array}$$

1
36
+ 27
63

25
25
+ 56
81



**Puzzle :**





Write :

$$\begin{array}{r} 19 \\ +18 \\ \hline \end{array}$$

$$\begin{array}{r} 22 \\ +39 \\ \hline \end{array}$$

$$\begin{array}{r} 23 \\ +19 \\ \hline \end{array}$$

$$\begin{array}{r} 36 \\ +27 \\ \hline \end{array}$$

$$\begin{array}{r} 61 \\ +29 \\ \hline \end{array}$$

$$\begin{array}{r} 53 \\ +27 \\ \hline \end{array}$$

$$\begin{array}{r} 14 \\ +68 \\ \hline \end{array}$$

$$\begin{array}{r} 19 \\ +72 \\ \hline \end{array}$$

$$\begin{array}{r} 65 \\ +18 \\ \hline \end{array}$$


$$\begin{array}{r} 54 \\ +37 \\ \hline \end{array}$$

$$\begin{array}{r} 36 \\ +54 \\ \hline \end{array}$$

$$\begin{array}{r} 75 \\ +17 \\ \hline \end{array}$$



**Colour :**







**Puzzle :**

**Tens**

**Units**

5	4	54
---	---	----

6	3	63
---	---	----

7	3	
---	---	--

9	2	
---	---	--

4	5	
---	---	--

8	4	
---	---	--

8	3	
---	---	--

7	5	
---	---	--

# 8. Around us




**Observation :**



**Think and Say :**



**Discussion :**





**Read :**



**Role Play :**





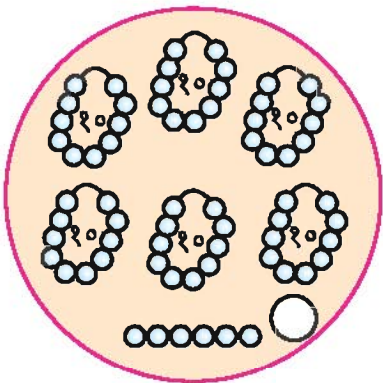
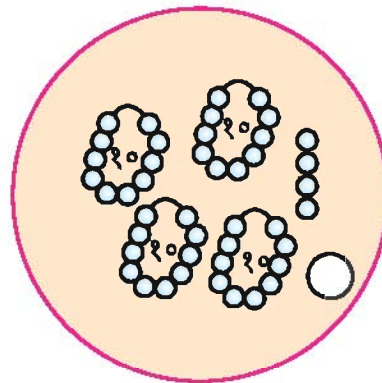
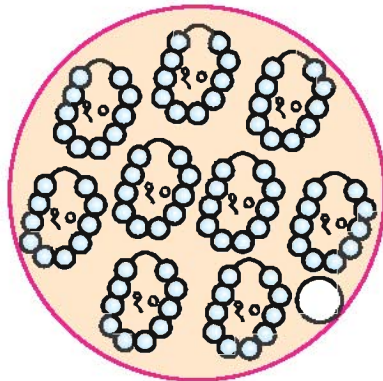
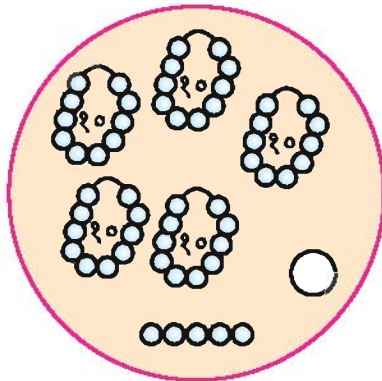
**Colour :**



**Discussion :**

44      90      55      66

*(Each number is in a rounded rectangle with a colored dot below it: red for 44, yellow for 90, blue for 55, green for 66)*



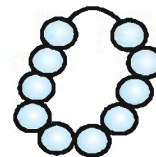
**Puzzle :**




**3 rupees**




**10 rupees**



**7 rupees**



**5 rupees**



**10 rupees**



**20 rupees**



**Puzzle :**

14

52

45

34

28

63

$$\begin{array}{r} \square \\ + 14 \\ + 18 \\ \hline 60 \end{array}$$

$$\begin{array}{r} 14 \\ + \square \\ + \square \\ \hline 94 \end{array}$$

$$\begin{array}{r} \square \\ + 63 \\ \hline 91 \end{array}$$

$$\begin{array}{r} \square \\ - 14 \\ \hline \end{array}$$

$$\begin{array}{r} 45 \\ - \square \\ \hline 11 \end{array}$$

$$\begin{array}{r} \square \\ + \square \\ \hline 86 \end{array}$$



**Colour :**





**Count :**



**Discussion :**

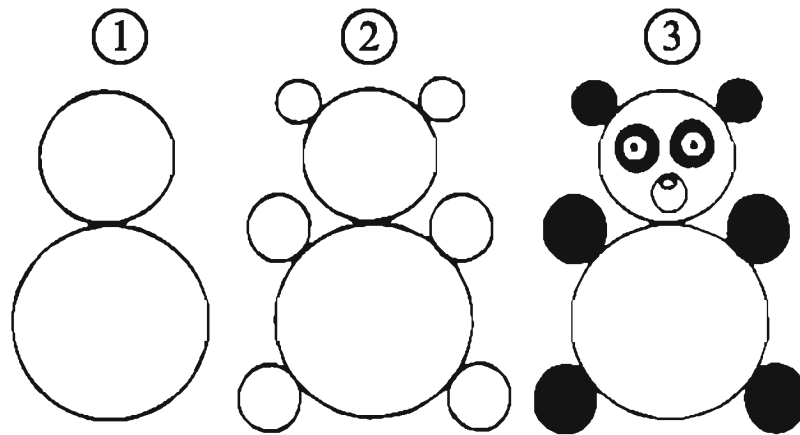
$$20 = 10 + 10$$

$$\Rightarrow 10 + 5 + 5$$

$$\Rightarrow 5 + 5 + 5 + 5$$

$$\Rightarrow 10 + 5 + 2 + 2 + 1$$

$$\Rightarrow 5 + 5 + 5 + 2 + 2 + 1$$



**Puzzle :**

$$30 = 10 + 10 + 10$$

$\Rightarrow$  \_\_\_\_\_











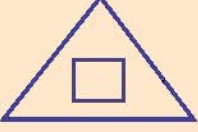
$\Rightarrow$  \_\_\_\_\_

$\Rightarrow$  \_\_\_\_\_

$\Rightarrow$  \_\_\_\_\_



## Puzzle :

$23 + 18 =$		<b>55</b>	
$14 + 50 =$		<b>60</b>	
$36 + 47 =$		<b>41</b>	
$23 + 20 =$		<b>64</b>	
$19 + 36 =$		<b>90</b>	
$31 + 29 =$		<b>83</b>	
$25 + 25 =$		<b>43</b>	
$60 + 30 =$		<b>92</b>	
$75 + 17 =$		<b>50</b>	



**Colour :**

