

## Guidance-Cum-Textbook Development Co-ordination Committee

- **Sri Rahul Singh**  
*Director, Bihar Education Project,  
Bihar, Patna*
- **Sri Ram Sharnagat Singh**  
*Joint Director,  
Deptt. of Education, Bihar  
O.S.D., B.S.T.B.P.C. Patna*
- **Amit Kumar**  
*Assistant Director, Primary Educa-  
tion, Bihar*
- **Dr. Shweta Sandilya**  
*Education Specialist, UNICEF, Patna.*
- **Sri Hasan Waris**  
*Director, SCERT, Patna*
- **Sri Madhusudan Paswan**  
*Programme Officer B.E.P. Council,  
Patna*
- **Dr. Syed Abdul Moin**  
*Head of The Dept.,  
Teacher Education, SCERT,  
Bihar, Patna*
- **Dr. Gyandeo Mani Tripathi**  
*Principal, M.C.E.M, Hajipur*

## Textbook Development Committee Subject Experts

**Dr. Subodh Kumar Jha**  
*Sr. Asst. Professor & Head, Dept. of  
English,  
S. N. Sinha College, Jehanabad(M.U.)*

**Dr. Arshad Ikram**  
*Lecturer, Dept. of Education,  
Jamia Millia Islamia, New Delhi*

## Writer Group

<b>M. Arshad Reza</b>	: Primary School, Pachasa, Rahui, Nalanda.
<b>Shashi Bhushan Pandey</b>	: Middle School, Dahpar-Sargawn, Noorsarai, Nalanda.
<b>M. Irshad Ahmad Mallick</b>	: U. P. School, Rajgir, Nalanda.
<b>S. H. Masoom</b>	: Middle School, Rampur, Araria
<b>Mamta Mehrotra</b>	: Teacher, D.A.V. School, Patna
<b>Anwar Hasan Jamali</b>	: U. M. School, Peor, Shar, Bhojpur
<b>Sujeet Kumar Verma</b>	: Teacher, D.A.V. School, Patna

## Reviewers

**Dr. Baban Kumar Singh**  
*Professor of English, S.M.D. College,  
Punpun (M.U.)*

**Rabindra Singh,**  
*Marwari +2 High School, Gaya.*

## Co-ordinator

**Emteyaz Alam,** *Lecturer, Dept. of Languages, SCERT, Bihar, Patna.*

## PREFACE

**BLOSSOM Part - III** has been revised in the light of the suggestions and feedback received from different quarters. This book is the third in the series of resource materials in English prepared by the Department of Languages, SCERT, Bihar Patna-6 for the students of class III. The book has been under trial for a year with an intention to ensure that all the stakeholders should respond to the instructional material for the benefit of the students. A team of teachers and subject experts has gone through all the suggestions and made suitable changes in the lessons as well as in the exercises.

The book follows communicative and constructive approach to English language teaching and learning. Its contents are based on the themes taken from the immediate environment and socio-cultural background of the learners. The main objective is to develop in them the skills of Listening, Speaking, Reading and Writing in an integrated manner so that the learners can use language effectively and naturally in different situations. It also intends to improve a sense of awareness towards their social and natural surroundings.

Learners' level of learning, their age, aptitude and interest have been given due importance in the preparation of this book. Modern principles and methods have been followed especially in the selection, gradation and presentation of language items, sounds, words and structures. Numerous colourful and attractive pictures have been given to make the lessons interesting to the learners.

The goals of the New Education policy and that of BCF 2008 have also been taken into consideration in the preparation of this book. The book has been designed in such a way that it not only develops the language skills but also inculcates in learners essential social attitudes and moral values.

The book has been prepared by a team of language experts, teaching English at different levels. I am very thankful to all of them for completing this job successfully. I am also thankful to the government officials of the Bihar Education Project Council, Bihar for their full co-operation in the completion of this task. Last but not least is my thankfulness to UNICEF, Bihar, Patna for its support.

It is hoped that the book will cater to the needs of the learners and provide them with a stimulating and enjoyable language learning experience.

The Council is grateful to teachers, students, educationists and subject experts who took pains to provide their suggestions and feedback. The council welcomes further suggestions and comments on any aspect of the book, if any, for improvement in subsequent editions.

**Hasan Waris**  
Director, SCERT, Bihar, Patna

# 1. THIS IS THE WAY

## A. Warmer

Ask children to talk about good habits and bad habits they have.

This is the way  
We wash our face,  
Wash our face,  
Wash our face.  
This is the way we wash our face.



This is the way  
We clean our teeth,  
Clean our teeth,  
Clean our teeth.  
This is the way we clean our teeth.



BLOSSOM PART - III

## GLOSSARY

way (वेए)	तरीका	face (फ़ेस)	चेहरा
wash (वॉश)	धोना	teeth (टीथ)	दाँत
clean (क्लीन)	साफ करना	our (आव(र))	हमारा, अपना

### B.1. Think and Tell

**Answer these questions orally in a phrase or sentence:**

1. What time do you get up in the morning?
2. What do you do in the morning?

### C.1. Think and Write

**Answer the following questions :**

**1. What do you wash your face with? Name two objects:**

(a) -----

(b) -----

**2. Why should we wash our face in the morning ? Tick (✓) the correct option:**

(a) to look fresh

(b) to save our teeth

(c) to look healthy



THIS IS THE WAY

**3. How many times do the following words appear in the poem?**

1. teeth : times
2. morning : times
3. our : times

**D.1. Write names of the things whose pictures are given below. You may take help from the box given here:**

datun, tooth-brush, tooth-paste, tooth powder



-----



-----



-----



-----



BLOSSOM PART - III

**D.2. Match the objects on the left with the activities on the right:**



toilet soap



washing powder



comb



nail cutter



**E.1 Tick (✓) the right word in each of the following sentences:**

- (a) I *get* / *getting* up early in the morning.
- (b) I *brushing* / *brush* my teeth and *washing* / *wash* my face.
- (c) Then, I *bathe* / *bathing*.
- (d) I *taking* / *take* breakfast and *go* / *going* to school.



THIS IS THE WAY

**E.2. What do you do daily? Indicate your actions by filling in the blanks:**

1. | ..... in the morning.
2. | ..... at school.
3. | ..... in the evening.
4. | ..... at night.

**F.1. Read aloud**

**Say the following words aloud:**

morning	soap	comb	powder
cream	clock	teeth	wash

**F.2. Read the following words aloud and add two more words ending with the same sound:**

way	say	day	-----	-----
face	race	pace	-----	-----

**G.1. In this poem, we sang a song about washing face and cleaning teeth. Work in a group of four and write a poem on the same pattern about the following:**

1. Comb our hair:  
 This is the way  
 We ..... hair.  
 .....  
 .....  
 .....



BLOSSOM PART - III

2. Wear our clothes:

This is the way

We ..... clothes.

.....

.....

.....

Now, sing your new poem aloud with gestures and actions.



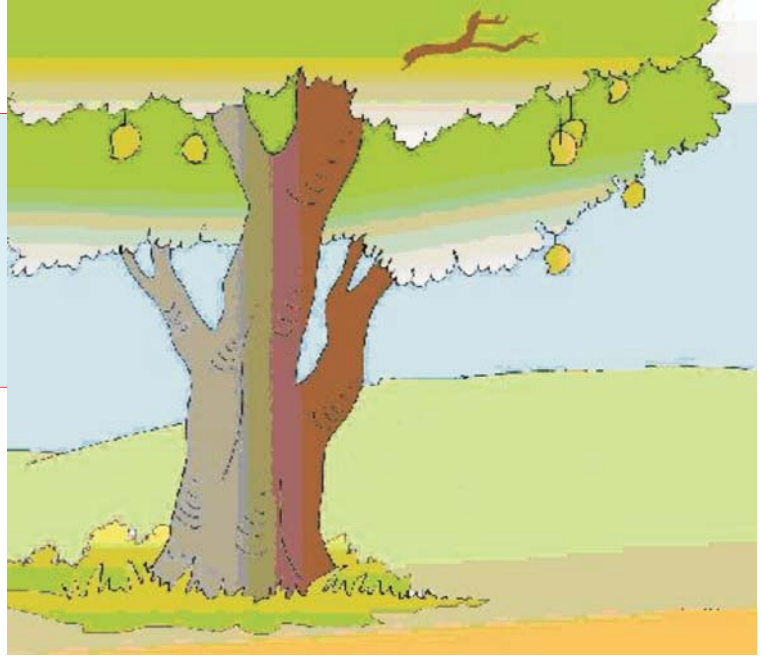


## 2. MURLI'S MANGO TREE

### A. Warmer


Name the trees that give fruits.

One day Murli ate a mango. He threw the seed behind his house. Many months later, he saw a plant. He watered the plant everyday. The plant grew into a big mango tree. Every summer, many mangoes grow on it. Murli and his friends eat them. Now Murli has become old. But the tree gives mangoes even today. Murli's children also eat the mangoes.



### GLOSSARY

seed	(सीड)	बीज	behind	(बिहाइन्ड)	पीछे
watered	(वाटःड)	पानी पटाया	plant	(प्लान्ट)	पौधा
grew	(ग्रू )	बढ़ा	friend	(फ्रेन्ड)	मित्र



BLOSSOM PART - III

**B.1. Think and Tell**

**Answer these questions orally in a phrase or sentence:**

1. Which fruit did Murli eat?
2. When did Murli water the plant?

**C.1. Think and Write**

**Answer the following questions:**

1. Name some trees which you find near your school.


\_\_\_\_\_

\_\_\_\_\_

2. In which season does the mango fruit grow?

\_\_\_\_\_


**D.1. Match the pictures of fruits with their names:**



Papaya



Mango



Banana



NOW THE ROAD WILL BE FINE

**E.1. Fill in the blanks with "in" or "on"**

- (i) The men and women are working \_\_\_\_\_ the road.
- (ii) The Policeman has his hands \_\_\_\_\_ his pockets.
- (iii) The sacks of cement are now lying \_\_\_\_\_ the road.
- (iv) The road roller is moving \_\_\_\_\_ the road.

**F.1. Write a few sentences about your school bus or a bullock cart.**

**G.1. What do these signs stand for? One has been done for you.**

(i) School ahead



(ii) Toilets



(iii) Zebra Crossing



(iv) Cycle stand





BLOSSOM PART - III

**What other signs do you find on the road? Draw them and write down what they stand for.**

--	--

**H.1. Recite the poem with action:**

The wheels of the bus go round, round and round,  
Round and round, round and round.

The wheels of the bus go round and round.  
Over the city streets.

The horn of the bus goes toot, toot, toot,  
Toot, toot, toot; toot, toot, toot,

The horn of the bus goes toot, toot, toot,  
At all the buses it meets.

The people on the bus bounce up and down  
Up and down, up and down,

The people on the bus bounce up and down  
While bouncing on their seats.



## 15. THE PHONE CALL

### A. Warmer

How many of you have ever made a phone call ? In what ways the telephone is useful?

Pinky is a student. One day she was doing her homework. Suddenly, the mobile phone rang. Pinky picked up the mobile phone. She looked at the number on the screen. It was a new number for her. She answered the call.



**Pinky** : Hello!

**Pankaj** : Hello! May I talk to Sonu?

**Pinky** : Yes, May I know your name, please?

**Pankaj** : I'm Pankaj. I'm Sonu's friend.

**Pinky** : Please hold on.

**Pinky** : Mummy, where is Bhaiya? There is a call for him.

**Mother** : He has gone to the market.

**Pinky** : (on the phone) Sorry, he isn't at home. He has gone to market.





BLOSSOM PART - III

**Pankaj** : May I know who is speaking?

**Pinky** : I'm Pinky, Sonu's sister.

**Pankaj** : Pinky, will you please convey a message to Sonu ?

**Pinky** : Sure, Bhaiya.

**Pankaj** : Tell him that tomorrow we have a cricket match in the school.  
He should bring his bat.

**Pinky** : I'll convey your message.

**Pankaj** : OK, Thank you, Pinky.

**Pinky** : You're most welcome.

## GLOSSARY

home work	(होम वॉर्क)	गृह कार्य
picked up	(पिक्ड अप)	उठाया
screen	(स्क्रीन)	परदा
convey	(कन्वे)	सूचित करना
message	(मेसेज)	संदेश
sure	(श्यो(र))	अवश्य

### B.1. Think and Tell

**Answer the following questions orally:**

1. Who answered the call on the mobile phone?
2. What message did Pankaj give to Pinky?



## THE PHONE CALL

### C.1. Think and Write

**Answer the following questions:**

1. How is Pinky related to Sonu ?

---

2. What was Pinky doing when the phone rang ?

---

### C.2. Put a tick (✓) against the correct statements and cross (X) against the incorrect statements in the brackets:

1. Sonu is Pinky's friend ( )
2. Pankaj wanted to talk to Sonu. ( )
3. Sonu went to the market with his mother. ( )
4. Pankaj left a message for Sonu . ( )
5. Pankaj wanted Sonu to bring a bat and a ball to the school. ( )
6. Pinky was very polite to Sonu's friend. ( )

### D.1. In conversation, we often use contracted forms. For example, "I am" is spoken/written as "I'm".

**Match the full forms with their contracted forms.**

can not

isn't

is not


didn't

did not

don't

do not

can't



BLOSSOM PART - III

should not	haven't
you are	there's
has not	we've
there is	hasn't
we have	shouldn't
have not	you're

**E.1. Complete the following conversation between Asif and Shivam. You may take help from the box given below.**

**Asif** : Hello!

**Shivam** : ..... , who is.....?

**Asif** : I'm Asif . May I..... to Rajiv ?

**Shivam** : Sorry, he has ..... to market.

**Asif** : .....market ?

**Shivam** : I don't .....

**Asif** : ..... can I meet him ?

**Shivam** : He goes to football ground daily at 5 p.m.

You ..... meet him there.

**Hints:**    how        can        gone        talk        speaking  
              hello        which        know





THE PHONE CALL

**F.1. What will you say in the following situations? One is done for you.**

1. You want to know the name of a person.

Could you tell me your name, please ?

2. You want to get permission to leave the classroom.

.....

3. Ajay has helped you to complete your homework. You want to thank him.

.....

4. You want to borrow a pen from your friend, Rohan.

.....

5. You want to introduce yourself to a stranger.

.....

**G.1. Read aloud**

**Say the following words aloud:**

mobile	phone	rang	please
market	convey	message	



## 16. MUNIA GOES TO SCHOOL

### A. Warmer

How do you come to school ? Tell your classmates.

Munia is a girl. She is nine years old. She wants to get admission in the Middle School, Rampur. She goes to school with her father. They reach the Headmaster's office.





WHO'S AFRAID OF THE CAT ?

Chuha will ask, 'Who has eaten up my meals'.

Everyone will shout " Billi has eaten the meals. Catch the Billi,"  
Chuha will chase and Billi will run away passing through the  
gap between the hands of the player.

### **Group Work**

Using the steps given above play the game with the members of  
your group.



## 5. THE OLD RABBIT

### A. Warmer

**Narrate an incident that shows thinking helps in life.**

There lived an old rabbit in a jungle.

One evening he was sitting under a tree. A fox saw him and growled, "I'll eat you."

The old rabbit was frightened but he did not show it. He said to the







## THE OLD RABBIT

fox, " You may eat me if you wish. I'm very old . I don't want to live any more. But, please, grant my last wish."

"O.K, What's your last wish?" asked the fox.

"I want to go home and say 'good bye' to my wife", said the rabbit.  
The fox agreed to it.

Both of them went together. The rabbit went into the burrow.



The fox waited outside. He waited and waited. After a long wait he shouted, "Old rabbit , come out. I've waited too long."

But there was no response.

## GLOSSARY

live	(लिव)	रहना	together (टॅगेद्ऑँ)	साथ-साथ
growl	(गराउल)	गुरांना	burrow	(बरो) बिल, बिल खोदना
frighten	(फ्राइटन)	डराना	wait	(वेट) प्रतीक्षा करना
fulfil	(फुलफिल)	पूरा करना	shout	(शाउट) चिल्लाना, शोर मचाना
agree	(अग्री)	सहमत होना	response(रेसपौन्स)	उत्तर, प्रतिक्रिया



### **B.1. Think and Tell**

**Answer the following questions orally:**

1. Where do you think the rabbit disappeared?

---

---

2. Did the rabbit really want to say 'good bye'?

---

---

### **C.1. Think and Write**

**Answer the following questions:**

1. Why was the old rabbit frightened of the fox?

---

---


2. What did the old rabbit do to save his life ?

---

---

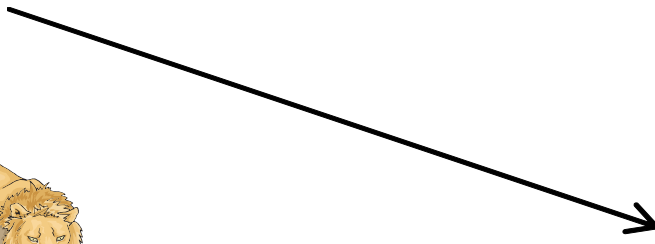
3. **A good title tells you what the story is about even before you have read it. Can you suggest a more suitable title for the story?**

---



THE OLD RABBIT


**D.1. Send the animals to their homes. One has been done for you:**




**cow shed**



**stable**



**den**



**nest**




**hole**



**burrow**

**E.1. Rewrite each sentence as shown below.**



BLOSSOM PART - III

An old rabbit went into a jungle.

An old rabbit was going into a jungle .

1. One evening the rabbit sat under a tree.

.....

2. The rabbit went into the burrow.

.....

3. The fox waited outside.

.....

**F.1. What will you say in the following situations? One has been done.**

**You did not listen to the teacher properly.**

(You wanted the teacher to repeat.)

You said the following:

**I beg your pardon.**

1. You are late in the class.

(You want to apologise)

.....





THE OLD RABBIT

2. You did not come to school yesterday.  
(You want to apologise.)

.....

**G.1. Work in pairs. Ask the following questions to your partner and write his/her answer in the space given below:**

1. What's your name?

.....

2. What's your father's name?

.....

3. How old are you?

.....

4. What's your mobile number?

.....

**G.2. Read aloud**

**Read the following words aloud:**

rabbit    alone    fox    growled    frightened

fulfil    good-bye    burrow    response



## 6. UPSIDE DOWN

### A. Warmer

Standing on one's head is a good exercise. It is called 'Shirshasan' in yoga.

1. Have you ever done it ? What is your experience of Shirshasan ?
2. Can some students do Shirshasan in the class?.

It's funny how beetles  
And creatures like that,  
Can walk upside down  
As well as walk flat.

They crawl on a ceiling  
And climb on a wall,  
Without any practice  
Or trouble at all.

While I have been trying  
For a year (may be more),  
And still I can't stand  
With my head on the floor.





MUNIA GOES TO SCHOOL

- Munia** : May I come in, sir?
- Headmaster** : Yes, come in.
- Munia** : Good morning, sir!
- Headmaster** : Good morning, have a seat, please.
- Munia's father** : I'm Shyam Kumar. This is Munia, my daughter.
- Headmaster** : Glad to meet you. What can I do for you?
- Munia's father** : I have come to admit her to your school.
- Headmaster** : Alright. Munia, what's your full name?
- Munia** : Munia Kumari
- Headmaster** : What's your father's name?
- Munia** : Shri Shyam Kumar
- Headmaster** : And what's your mother's name?
- Munia** : Shrimati Paro Devi
- Headmaster** : Very good. How old are you?
- Munia** : Nine years
- Headmaster** : Munia, Where do you live?
- Munia** : In Rampur village, sir.
- Headmaster** : Have you been studying anywhere ?
- Munia** : Yes, sir. I have passed class II from the Primary School, Belapur.
- Headmaster** : Why do you want to leave that school?



BLOSSOM PART - III

**Munia** : Sir, earlier I was living with my *nani* at Belapur. Now I live with my parents in Rampur village.

**Headmaster** : Shyamji, have you brought the transfer certificate and progress report of Munia?

**Shyam** : Yes, sir. Here they are.

**Headmaster** : Good. We can admit her. Please, sign this paper here.

**Shyam** : O.K. (puts his signature)

**Headmaster** : Shyamji, Munia is now a student of class III in our school.

**Shyam and Munia** : Thank you, sir.

## GLOSSARY

glad	(ग्लैड)	खुश	study	(स्टडी)	पढ़ना
leave	(लीव)	छोड़ना	parents	(पेरेन्ट्स)	माता-पिता
transfer	(ट्रान्सफर)	स्थानांतरण	progress	(प्रोग्रेस)	प्रगति
report	(रिपोर्ट)	विवरण	sign (signature)	(साइन)	हस्ताक्षर

### B.1. Think and Tell

**Answer the following questions orally:**

- How did Munia seek permission to enter the office ?
- In which class did Munia get admission ?

### C.1. Think and Write

**Answer the following questions:**



MUNIA GOES TO SCHOOL

( a ) Why did Munia leave Primary School, Belapur?

.....

( b ) Where do Munia's parents live ?

.....

**C.2. What time of the day did Munia go to the school?**

**Tick (✓) the right answer**

- (a) morning ( )
- (b) afternoon ( )
- (c) evening ( )

**D.1. Give one word for these relations both in your mother tongue and English.**

	<b>Mother tongue</b>	<b>English</b>
Father's father	= .....	.....
Father's mother	= .....	.....
Mother's sister	= .....	.....
Mother's brother	= .....	.....
Uncle's sister	= .....	.....

**E.1. Complete the following questions. You may take help from the hints given in the box:**

**Hints :**    how old            what            which            name            study  
                  how many            have



BLOSSOM PART - III

1. \_\_\_\_\_ is your name?

My name is Muskan.

2. \_\_\_\_\_ are you?

I am nine years old.

3. \_\_\_\_\_ is your mother's \_\_\_\_\_ ?

My mother's name is Naushaba .

4. \_\_\_\_\_ school do you \_\_\_\_\_ ?

I study in Middle School, Dehti.

5. \_\_\_\_\_ brothers and sisters do you \_\_\_\_\_ ?

I have one brother and two sisters.

**F.1. Write your personal details in the following table:**

Name : .....
Father's name : .....
Mother's name : .....
Age : .....
Class : .....
School : .....
Gender : Male / Female
Nationality : .....



MUNIA GOES TO SCHOOL

Address :  
 Village : ..... P. O : .....  
 Via : ..... P.S. : .....  
 Sub-division : ..... District : .....  
 State : ..... PIN : .....  
 Mobile No. : .....

**G.1. Hari is taking part in a district level competition. He introduces himself in the following manner:**

Hello! Everybody, I'm Hari.

I'm 9 years old.

I study in class III in Model Middle School, Deepnagar.

I like to play Kabaddi.

■ **Now write what you will say about yourself when you are asked to do so:**

.....  
 .....  
 .....  
 .....  
 .....



## 17. GONU AND BHONU


(Based on a folk tale from Maithili)

### A. Warmer

Your parents bring edibles, when they come home. How do they distribute them among all the members of your family? If not, why? Are you always satisfied with this distribution ?

### [Scene one]

Five persons are sitting on a cot and many people are standing around them. Bhonu enters. He is seen whispering into the ears of the







#### GONU AND BHONU

Sarpanch. All stand up. The Sarpanch sits down.

**Gonu** : Wise people, my brother Bhonu and I want the distribution of our property. We have already divided the land and the other things. We have a dispute over the buffalo and the blanket.

**(There is a discussion in the Panchayat)**

**Sarpanch** : Listen, the Panchayat has decided Gonu will use the blanket in the day and Bhonu will use it at night.

**Bhonu** : Sarpanch Sahib ! How will you distribute the buffalo?

**Sarpanch** : Look Bhonu, Gonu will get half of the buffalo from the mouth side. You will get the other half from the tail side. Gonu, do you agree?

**Gonu** : Yes, I do. The decision of the Panchayat is final for me.

#### **[Scene two]**

**A Villager** : Gonu! Why do you look so sad?

**Gonu** : The decision of the Panchayat is unfair. I feed the buffalo but Bhonu milks it. Bhonu uses the blanket at night but I shiver.

**The Villager**: Gonu, come near me.

**(The Villager whispers in Gonu's ear)**

**Gonu** : Thanks for your advice. I'll try to follow it.

#### **[Scene three]**

**(The scene of Panchayat. Bhonu is standing.)**

**Bhonu** : Wise people, I have a complaint. Gonu wets the blanket



### BLOSSOM PART - III

during the day, so I cannot use it at night.

**Gonu** : During the day, I am free to use the blanket the way I like.

**Bhonu** : And that is not all. Gonu keeps beating the buffalo when I milk it.

**Gonu** : Since the mouth side belongs to me, I am free to do whatever I like to do with it.

**Sarpanch** : I think the distribution was not fair. Now we have decided that Gonu shall get half of the milk.

**The villager**: May I know who will feed the buffalo, Sarpanch Sahib?

**Sarpanch** : Both of them. Divide the blanket into two halves. Each brother shall get half of the blanket. Gonu and Bhonu, do you both agree?

**Gonu and Bhonu** : Yes, we do.

### GLOSSARY

distribution	(डिस्ट्रिब्यूशन)	बँटवारा
enter	(ए' न्-टॅ)	प्रवेश करना
property	(प्रॉपर्टी)	सम्पत्ति/जायदाद
dispute	(डिसप्यूट)	झगड़ा
decision	(डिसिज़न)	निर्णय, फैसला
complaint	(कमप्लेइन्ट)	परिवाद/शिकायत
belong	(बिलॉन्ग)	से सम्बन्धित
around	(अराउन्ड)	चारों ओर
whispering	(विस्परिंग)	फुसफुसाहट



MURLI'S MANGO TREE



Jackfruit



Guava

**E.1. Let's read, speak and write.**

Work in pairs and say the following:




Is this a coconut tree ?

No, it's not.

Is this a mango tree?

Yes, it is.



BLOSSOM PART - III

Ask and answer the following questions by saying 'yes, it is.' or 'No, it's not':

1. Is this an apple ?



-----

2. Is this a mango ?




-----

3. Is this a tree?



-----

4. Is this a plant?



-----

5. Is this a fruit?



-----

**G.1. Read aloud**

Read the following words aloud:

mango	threw	seed	plant
water	summer	old	grow
children	saw	later	behind



MURLI'S MANGO TREE

**G. 2. Read the following words aloud and add two more words that end with the same sound:**

ate	.....	.....
grew	.....	.....
seed	.....	.....
old	.....	.....

**H.1. Collect and Paste**

**Collect leaves of a few different trees and paste them here:**

A large, empty rectangular box with a black border, intended for students to paste leaves of different trees.

### 3. ONE LITTLE KITTEN

**A. Warmer**

**Name some of the animals that you see around you.  
Which of these do you like the most and why?**

One little kitten



Two big cats



Three baby butterflies



Four big rats



Five fat fishes




Six sad seals






ONE LITTLE KITTEN


Seven silly crocodiles




Eight happy mice




Nine nervous lizards



Ten brave bees



Eleven smelly elephants



14




BLOSSOM PART - III


Twelve fat fleas




Thirteen alligators



Fourteen whales



Fifteen chimpanzees



With fifteen tails.







ONE LITTLE KITTEN

## GLOSSARY

seals	(सीलॅज)	सील मछली
nervous	(नःवस)	घबराया हुआ
silly	(सिलि)	मूर्ख
smelly	(स्मेली)	बदबूदार
crocodiles	(क्रॉकॅडाइलज)	घड़ियाल, मगरमच्छ
fleas	(फ्लीज)	पिस्सू
mice	(माइस)	चूहे
alligators	(ऐलिगेटर्स)	घड़ियाल के जैसा एक जानवर
kitten	(कितन)	बिल्ली का बच्चा
lizard	(लिजॅड)	छिपकली
butterfly	(बटःफ्लाई)	तितली
whale	(ह्वेल)	एक समुद्री मछली

### B.1. Think and Tell


Answer the following questions orally:

1. Which two small animals are called 'big' in the poem? Name them.

---

2. Which two animals are called fat?

---



BLOSSOM PART - III

**C.1. Based on the poem, match the following animals with their number:**

- |               |          |
|---------------|----------|
| 1. mice       | twelve   |
| 2. Crocodiles | thirteen |
| 3. fleas      | six      |
| 4. alligators | seven    |
| 5. seals      | eight    |

**C.2. Circle in each row the word that is spelt correctly:**

- |    |          |           |           |
|----|----------|-----------|-----------|
| 1. | animel   | animal    | enamel    |
| 2. | lizard   | leezard   | lizerd    |
| 3. | batarfly | batterfly | butterfly |
| 4. | forteen  | fourteen  | fortin    |
| 5. | thirteen | thartin   | thirtien  |

**D.1. Find out from the poem the words which describe the following animals. One has been done for you:**

- |    |       |   |                  |
|----|-------|---|------------------|
| 1. | fleas | : | <i>fat fleas</i> |
| 2. | bees  | : | _____            |
| 3. | seals | : | _____            |
| 4. | rats  | : | _____            |

## 13. MICE

### A. Warmer

Do you like a mouse ? Why or why not ?



I think mice  
Are rather nice.  
Their tails are long,  
Their faces small,  
They haven't any  
Chins at all.

Their ears are pink,  
Their teeth are white.

They run about  
The house at night.  
They nibble things  
They shouldn't touch,  
And no one seems  
To like them much.

But I think mice are nice.





BLOSSOM PART - III

## GLOSSARY

chins	( चिन्ज )	ढुडुडी
nibble	( निबल )	कुतरना
seems	( सीम्ज )	प्रतीत होना, आभास होना
mice	( माइस )	चूहे
nice	( नाइस )	अच्छा, सुन्दर
tails	( टेल्ज )	पूँछे
pink	( पिंक )	गुलाबी

### B.1. Think and Tell

**Answer the following questions orally:**

- What do mice do with things ?
- What do mice do at night ?

### C.1. Think and Write

**Answer the following questions:**

- When do you think the mice are most active?  
\_\_\_\_\_

- Which word in the poem shows that the poet likes mice?  
\_\_\_\_\_

### 3. Tick (✓) the right option in the following:

"Nibble" in the poem means:

- ◆ to eat quickly ( )



MICE

- ◆ to eat slowly ( )
- ◆ to take big bites ( )
- ◆ to take small bites ( )

**D.1. Pick out from the poem the words that are opposite in meaning to the following:**


1. black \_\_\_\_\_
2. day \_\_\_\_\_
3. short \_\_\_\_\_
4. big \_\_\_\_\_
5. everyone \_\_\_\_\_

**D.2. Pick out words that describe the following limbs of a mice:**

- tails .....long.....
- faces .....
- ears .....
- teeth .....

**E.1. Tick(✓)the words that describe the words in bold:**

- |                 |   |             |            |   |            |
|-----------------|---|-------------|------------|---|------------|
| <b>buffalo</b>  | - | fat/thin    | <b>sky</b> | - | blue/pink  |
| <b>elephant</b> | - | huge/small  | <b>sea</b> | - | green/blue |
| <b>ant</b>      | - | large/small |            |   |            |



**F.1. Complete the following five sentences about 'The cow'.**

- (i) A cow is a ..... animal.
- (ii) It has ..... ears and a ..... tail.
- (iii) It is a domestic .....
- (iv) It gives us .....
- (v) It gives .....

**F.2. The poet likes mice. Do you like mice? You may say 'I like mice' or 'I don't like mice.'**

Now, write down the things that you like and the things that you don't like.

*I like*

*I don't like*

.....  
.....  
.....  
.....

.....  
.....  
.....  
.....

Now, work in pairs and compare your list with the list of your partner.



## 14. NOW THE ROAD WILL BE FINE


### A. Warmer

**Have you ever seen a road being made or carpeted?  
List the things that you think are required.**

One morning on his way to school Bittu saw a sign. It said: MEN AT WORK. One side of the road was closed. A lot of men and women were sweeping. Two men were unloading cement sacks from trucks.



A mixer was mixing sand, cement and stone chips. Some workers were laying the mixture on the ground.



### BLOSSOM PART - III

A huge road roller was making a lot of noise, while making the road even and smooth.

"How I wish I could drive the road roller," Bittu thought.

He stood there and watched how they were making the road anew.

"Now, we shall have a very good road to go to school", he said to himself and walked away.

## GLOSSARY

roller	(रोल्-अॅ)	रोड को समतल बनाने वाला
sign	(साइन)	संकेत, चिह्न
mixer	(मिक्सॅ(र))	मिलाने वाला मशीन
mixture	(मिक्स चॅ)	मिश्रण
huge	(ह्यूज)	विशाल
smooth	(स्मूद)	बराबर, चिकना

### B.1. Think and Tell

**Answer the following questions orally:**

- What did Bittu wish?
- What sound did the road roller make?

### C.1. Think and Write

**Answer the following questions:**

- Why is a road roller used ?





NOW THE ROAD WILL BE FINE

b) Why was one side of the road closed?

**D.1. Name the means of transport shown in the pictures given below. You could use the words from the box:**

<b>Hints :</b>	<b>Train</b>	<b>Bus</b>	<b>Ship</b>	<b>Bullockcart</b>
	<b>Rickshaw</b>	<b>Auto rickshaw,</b>	<b>Plane,</b>	
	<b>Tum Tum</b>	<b>Car.</b>		



.....

.....




.....

.....



.....

.....



BLOSSOM PART - III



.....

.....



.....

**D.2. Underline the words with wrong spelling. Then write the correct spelling of these words in the space given. One has been done.**

India is our motherlend. It is a big country.      motherland  
.....

It is a land of many sezons.      .....

It is the land of big rivars,      .....

green filds , thick forests, high hills and deep valleys .....

The tigar is our national animal .      .....

The picock is our national berd .      .....

We are prod of our country .      .....